

STATE OF NORTH CAROLINA  
DEPARTMENT OF TRANSPORTATION  
RALEIGH, N.C.

C205129

CONTRACT AND  
CONTRACT BONDS  
FOR CONTRACT NO. C205129

WBS 51815.3.1 RAMP078

T.I.P NO. BR-0173

COUNTY OF PAMLICO

THIS IS THE ROADWAY & STRUCTURE CONTRACT

ROUTE NUMBER NC-306 LENGTH 0.057 MILES

LOCATION BRIDGE #680078 OVER NEUSE RIVER ON NC-306.

CONTRACTOR SMITH-ROWE, LLC

ADDRESS 639 OLD US 52 SOUTH  
MOUNT AIRY, NC 27030

BIDS OPENED JANUARY 20, 2026

CONTRACT EXECUTION 02/12/2026

STATE OF NORTH CAROLINA  
DEPARTMENT OF TRANSPORTATION  
RALEIGH, N.C.

PROPOSAL

DATE AND TIME OF BID OPENING: **Jan 20, 2026 AT 02:00 PM**

CONTRACT ID C205129  
WBS 51815.3.1

FEDERAL-AID NO. RAMP078  
COUNTY PAMLICO  
T.I.P NO. BR-0173  
MILES 0.057  
ROUTE NO. NC-306  
LOCATION BRIDGE #680078 OVER NEUSE RIVER ON NC-306.

TYPE OF WORK GRADING, DRAINAGE, PAVING AND STRUCTURE.

**NOTICE:**

ALL BIDDERS SHALL COMPLY WITH ALL APPLICABLE LAWS REGULATING THE PRACTICE OF GENERAL CONTRACTING AS CONTAINED IN CHAPTER 87 OF THE GENERAL STATUTES OF NORTH CAROLINA WHICH REQUIRES THE BIDDER TO BE LICENSED BY THE N.C. LICENSING BOARD FOR CONTRACTORS WHEN BIDDING ON ANY NON-FEDERAL AID PROJECT WHERE THE BID IS \$30,000 OR MORE, EXCEPT FOR CERTAIN SPECIALTY WORK AS DETERMINED BY THE LICENSING BOARD. BIDDERS SHALL ALSO COMPLY WITH ALL OTHER APPLICABLE LAWS REGULATING THE PRACTICES OF ELECTRICAL, PLUMBING, HEATING AND AIR CONDITIONING AND REFRIGERATION CONTRACTING AS CONTAINED IN CHAPTER 87 OF THE GENERAL STATUTES OF NORTH CAROLINA. NOTWITHSTANDING THESE LIMITATIONS ON BIDDING, THE BIDDER WHO IS AWARDED ANY FEDERAL - AID FUNDED PROJECT SHALL COMPLY WITH CHAPTER 87 OF THE GENERAL STATUTES OF NORTH CAROLINA FOR LICENSING REQUIREMENTS WITHIN 60 CALENDAR DAYS OF BID OPENING.

**BIDS WILL BE RECEIVED AS SHOWN BELOW:**

**THIS IS A ROADWAY & STRUCTURE PROPOSAL**

**5% BID BOND OR BID DEPOSIT REQUIRED**

---

**PROPOSAL FOR THE CONSTRUCTION OF  
CONTRACT No. C205129 IN PAMLICO COUNTY, NORTH CAROLINA  
DEPARTMENT OF TRANSPORTATION,  
RALEIGH, NORTH CAROLINA**

The Bidder has carefully examined the location of the proposed work to be known as Contract No. **C205129** has carefully examined the plans and specifications, which are acknowledged to be part of the proposal, the special provisions, the proposal, the form of contract, and the forms of contract payment bond and contract performance bond; and thoroughly understands the stipulations, requirements and provisions. The undersigned bidder agrees to bound upon his execution of the bid and subsequent award to him by the Board of Transportation in accordance with this proposal to provide the necessary contract payment bond and contract performance bond within fourteen days after the written notice of award is received by him. The undersigned Bidder further agrees to provide all necessary machinery, tools, labor, and other means of construction; and to do all the work and to furnish all materials, except as otherwise noted, necessary to perform and complete the said contract in accordance with the *2024 Standard Specifications for Roads and Structures* by the dates(s) specified in the Project Special Provisions and in accordance with the requirements of the Engineer, and at the unit or lump sum prices, as the case may be, for the various items given on the sheets contained herein.

The Bidder shall provide and furnish all the materials, machinery, implements, appliances and tools, and perform the work and required labor to construct and complete Contract No. **C205129** in **Pamlico County**, for the unit or lump sum prices, as the case may be, bid by the Bidder in his bid and according to the proposal, plans, and specifications prepared by said Department, which proposal, plans, and specifications show the details covering this project, and hereby become a part of this contract.

The published volume entitled *North Carolina Department of Transportation, Raleigh, Standard Specifications for Roads and Structures, January 2024* with all amendments and supplements thereto, is by reference incorporated into and made a part of this contract; that, except as herein modified, all the construction and work included in this contract is to be done in accordance with the specifications contained in said volume, and amendments and supplements thereto, under the direction of the Engineer.

If the proposal is accepted and the award is made, the contract is valid only when signed either by the Contract Officer or such other person as may be designated by the Secretary to sign for the Department of Transportation. The conditions and provisions herein cannot be changed except over the signature of the said Contract Officer.

The quantities shown in the itemized proposal for the project are considered to be approximate only and are given as the basis for comparison of bids. The Department of Transportation may increase or decrease the quantity of any item or portion of the work as may be deemed necessary or expedient.

An increase or decrease in the quantity of an item will not be regarded as sufficient ground for an increase or decrease in the unit prices, nor in the time allowed for the completion of the work, except as provided for the contract.

Accompanying this bid is a bid bond secured by a corporate surety, or certified check payable to the order of the Department of Transportation, for five percent of the total bid price, which deposit is to be forfeited as liquidated damages in case this bid is accepted and the Bidder shall fail to provide the required payment and performance bonds with the Department of Transportation, under the condition of this proposal, within 14 calendar days after the written notice of award is received by him, as provided in the *Standard Specifications*; otherwise said deposit will be returned to the Bidder.



*State Contract Officer*

Signed by:

*Ronald Elton Davenport, Jr.*

5AE54B6DC24B4A9...

12/16/2025

**TABLE OF CONTENTS**

**COVER SHEET  
PROPOSAL SHEET**

**PROJECT SPECIAL PROVISIONS**

HAUL ROADS:..... G-1  
 BUILD AMERICA, BUY AMERICA (BABA): ..... G-1  
 MANDATORY PRE-BID CONFERENCE (Prequalifying To Bid):..... G-2  
 CONTRACT TIME AND LIQUIDATED DAMAGES: ..... G-3  
 CONSTRUCTION MORATORIUM (Bats): ..... G-3  
 NO MAJOR CONTRACT ITEMS:..... G-3  
 SPECIALTY ITEMS:..... G-3  
 FUEL PRICE ADJUSTMENT:..... G-3  
 STEEL PRICE ADJUSTMENT:..... G-5  
 SCHEDULE OF ESTIMATED COMPLETION PROGRESS:..... G-16  
 DISADVANTAGED BUSINESS ENTERPRISE: ..... G-16  
 CERTIFICATION FOR FEDERAL-AID CONTRACTS: ..... G-30  
 RESTRICTIONS ON ITS EQUIPMENT AND SERVICES:..... G-31  
 USE OF UNMANNED AIRCRAFT SYSTEM (UAS): ..... G-31  
 EQUIPMENT IDLING GUIDELINES:..... G-31  
 U.S. DEPARTMENT OF TRANSPORTATION HOTLINE: ..... G-32  
 SUBSURFACE INFORMATION:..... G-32  
 MAINTENANCE OF THE PROJECT: ..... G-32  
 TWELVE MONTH GUARANTEE: ..... G-33  
 EROSION AND SEDIMENT CONTROL/STORMWATER CERTIFICATION: ..... G-34  
 PROCEDURE FOR MONITORING BORROW PIT DISCHARGE:..... G-39  
 NOTES TO CONTRACTOR: ..... G-40

ROADWAY .....R-1

**STANDARD SPECIAL PROVISIONS**

AVAILABILITY OF FUNDS – TERMINATION OF CONTRACTS .....SSP-1  
 NCDOT GENERAL SEED SPECIFICATION FOR SEED QUALITY .....SSP-2  
 ERRATA.....SSP-5  
 PLANT AND PEST QUARANTINES .....SSP-8  
 TITLE VI AND NONDISCRIMINATION: .....SSP-9  
 MINORITY AND FEMALE EMPLOYMENT REQUIREMENTS .....SSP-18  
 REQUIRED CONTRACT PROVISIONS FEDERAL-AID CONSTR CONTRACTS .....SSP-21  
 ON-THE-JOB TRAINING .....SSP-35  
 MINIMUM WAGES .....SSP-38

**UNIT PROJECT SPECIAL PROVISIONS**

EROSION CONTROL ..... EC-1  
STRUCTURE/CULVERTS .....ST-1  
RAMP MECHANICAL SYSTEM..... RM-1  
RAMP ELECTRICAL WORK ..... RE-1

**PERMITS** ..... P-1

**PROPOSAL ITEM SHEET**

ITEM SHEET(S)

**PROJECT SPECIAL PROVISIONS****GENERAL****HAUL ROADS:**

(7-16-24)

105

SP1 G04

Revise the *Standard Specifications* as follows:

**Page 1-45, Article 105-15 RESTRICTION OF LOAD LIMITS, line 31,** add the following after second sentence of the second paragraph:

At least 30 days prior to use, the Contractor shall notify the Engineer of any public road proposed for use as a haul road for the project.

**BUILD AMERICA, BUY AMERICA (BABA):**

(11-15-22)(Rev. 7-16-24)

106

SP1 G05 A

Revise the *Standard Specifications* as follows:

**Page 1-48, Article 106-1 GENERAL REQUIREMENTS,** add the following after line 49:

**(C) Build America, Buy America (BABA)**

All manufactured products and construction materials permanently incorporated into any project must meet requirements of the Build America, Buy America (BABA) Act of the Infrastructure Investment and Jobs Act (IIJA). Before any material or product shown on the Department's Build America, Buy America (BABA) List is included for payment on a monthly estimate, the Contractor shall furnish the Engineer with a notarized certification certifying that the items conform to the BABA Act. The Department's Build America Buy America (BABA) List can be found on the Department's website below.

<https://connect.ncdot.gov/letting/LetCentral/NCDOT%20BABA%20Materials%20List.pdf>

Each purchase order issued by the Contractor or a subcontractor for items on the BABA List to be permanently incorporated into any project shall contain in bold print a statement advising the supplier that the manufactured products and construction materials must be produced in the United States of America. The Contractor and all affected subcontractors shall maintain a separate file for BABA List items so that verification of the Contractor's efforts to purchase items produced in the United States can readily be verified by an authorized representative of the Department or the Federal Highway Administration (FHWA).

**MANDATORY PRE-BID CONFERENCE (Prequalifying To Bid):**

(7-18-06) (Rev. 12-23-25)

SPI 1-14A

In order for all prospective bidders to have an extensive knowledge of the project, all prospective bidders shall attend a mandatory pre-bid conference at 11:00am, Wednesday on January 7<sup>th</sup>, 2026 .

135 Minnesott Beach Rd  
Minnesott Beach, NC  
Ferry Office Building on the right side of the ferry terminal

For any questions about the pre-bid conference, please contact:

Lee Mai  
Project Manager  
leemai@ncdot.gov  
984-389-0229

The pre-bid conference will include a thorough discussion of the plans, contract pay items, special provisions, etc.

Only bidders who have attended and properly registered at the above scheduled pre-bid conference and who have met all other prequalification requirements will be considered prequalified to bid on this project. A bid received from a bidder who has not attended and properly registered at the above scheduled pre-bid conference will not be accepted and considered for award. There is not a virtual or call-in option for this mandatory pre-bid conference.

Attendance at the pre-bid conference will not meet the requirements of proper registration unless the individual attending has registered at the pre-bid conference in accordance with the following:

- (A) The individual will ensure his name and all required information has been recorded on the official roster no later than 15 minutes after the above noted time for the beginning of the conference. Attendees can request that the names and their companies' names on the official roster be read aloud.
- (B) The individual has written in the name and address of the company he or she represents.
- (C) Only one company has been shown as being represented by the individual attending.
- (D) The individual attending is an officer or permanent employee of the company they are representing.

Attendance at any prior pre-bid conference will not meet the requirement of this provision.

**CONTRACT TIME AND LIQUIDATED DAMAGES:**

(7-20-99) (Rev. 5-16-23)

108

SP1 G06

The date of availability for this contract is **August 3, 2026**, except that work in jurisdictional waters and wetlands shall not begin until a meeting between the DOT, Regulatory Agencies, and the Contractor is held as stipulated in the permits contained elsewhere in this proposal. This delay in availability has been considered in determining the contract time for this project.

The completion date for this contract is **May 14, 2027**.

Except where otherwise provided by the contract, observation periods required by the contract will not be a part of the work to be completed by the completion date and/or intermediate contract times stated in the contract. The acceptable completion of the observation periods that extend beyond the final completion date shall be a part of the work covered by the performance and payment bonds.

The liquidated damages for this contract are **One Thousand Six Hundred Dollars (\$ 1,600.00)** per calendar day.

**CONSTRUCTION MORATORIUM (Bats):**

(1-19-16)

SP1 G18C

No tree cutting will be allowed when **temperature is 40 degrees or less**.

**NO MAJOR CONTRACT ITEMS:**

(2-19-02) (Rev. 8-21-07)

104

SP1 G31

None of the items included in this contract will be major items.

**SPECIALTY ITEMS:**

(7-1-95)(Rev. 1-16-24)

108-6

SP1 G37

Items listed below will be the specialty items for this contract (see Article 108-6 of the *Standard Specifications*).

<b>Line #</b>	<b>Description</b>
27-30	Fencing
40-44	Long-Life Pavement Markings
54-81, 83	Erosion Control
82	Reforestation
87, 92-94	Bridge Painting

**FUEL PRICE ADJUSTMENT:**

(11-15-05)(Rev. 1-16-24)

109-8

SP1 G43

**Page 1-82, Article 109-8, FUEL PRICE ADJUSTMENTS**, add the following:

The base index price for DIESEL #2 FUEL is **\$ 2.6947** per gallon. Where any of the following are included as pay items in the contract, they will be eligible for fuel price adjustment.

The pay items and the fuel factor used in calculating adjustments to be made will be as follows:

<b>Description</b>	<b>Units</b>	<b>Fuel Usage Factor Diesel</b>
Unclassified Excavation	Gal/CY	0.29
Borrow Excavation	Gal/CY	0.29
Class IV Subgrade Stabilization	Gal/Ton	0.55
Aggregate Base Course	Gal/Ton	0.55
Sub-Ballast	Gal/Ton	0.55
Erosion Control Stone	Gal/Ton	0.55
Rip Rap, Class _____	Gal/Ton	0.55
Asphalt Concrete Base Course, Type _____	Gal/Ton	0.90 or 2.90
Asphalt Concrete Intermediate Course, Type _____	Gal/Ton	0.90 or 2.90
Asphalt Concrete Surface Course, Type _____	Gal/Ton	0.90 or 2.90
Open-Graded Asphalt Friction Course	Gal/Ton	0.90 or 2.90
Permeable Asphalt Drainage Course, Type _____	Gal/Ton	0.90 or 2.90
Sand Asphalt Surface Course, Type _____	Gal/Ton	0.90 or 2.90
Ultra-thin Bonded Wearing Course	Gal/Ton	0.90 or 2.90
Aggregate for Cement Treated Base Course	Gal/Ton	0.55
Portland Cement for Cement Treated Base Course	Gal/Ton	0.55
> 11" Portland Cement Concrete Pavement	Gal/SY	0.327
Concrete Shoulders Adjacent to > 11" Pavement	Gal/SY	0.327
9" to 11" Portland Cement Concrete Pavement	Gal/SY	0.272
Concrete Shoulders Adjacent to 9" to 11" Pavement	Gal/SY	0.272
< 9" Portland Cement Concrete Pavement	Gal/SY	0.245
Concrete Shoulders Adjacent to < 9" Pavement	Gal/SY	0.245

For the asphalt items noted in the chart as eligible for fuel adjustments, the bidder may include the *Fuel Usage Factor Adjustment Form* with their bid submission if they elect to use the fuel usage factor. The *Fuel Usage Factor Adjustment Form* is found at the following link:

<https://connect.ncdot.gov/letting/LetCentral/Fuel%20Usage%20Factor%20Adjustment%20Form%20-%20Starting%20Nov%202022%20Lettings.pdf>

Select either 2.90 Gal/Ton fuel factor or 0.90 Gal/Ton fuel factor for each asphalt line item on the *Fuel Usage Factor Adjustment Form*. The selected fuel factor for each asphalt item will remain in effect for the duration of the contract.

Failure to complete the *Fuel Usage Factor Adjustment Form* will result in using 2.90 gallons per ton as the Fuel Usage Factor for Diesel for the asphalt items noted above. The contractor will not be permitted to change the Fuel Usage Factor after the bids are submitted.

**STEEL PRICE ADJUSTMENT:**

(4-19-22)(Rev. 12-20-22)

SP1 G47

**Description and Purpose**

Steel price adjustments will be made to the payments due the Contractor for items as defined herein that are permanently incorporated into the work, when the price of raw steel mill products utilized on the contract have fluctuated. The Department will adjust monthly progress payments up or down as appropriate for cost changes in steel according to this provision.

**Eligible Items**

The list of eligible bid items for steel price adjustment can be found on the Departments website at the following address:

<https://connect.ncdot.gov/letting/LetCentral/Eligible%20Bid%20Items%20for%20Steel%20Price%20Adjustment.xlsx>

Nuts, bolts, anchor bolts, rebar chairs, connecting bands and other miscellaneous hardware associated with these items shall not be included in the price adjustment.

Adjustments will only be made for fluctuations in the material cost of the steel used in the above products as specified in the Product Relationship Table below. The producing mill is defined as the source of steel product before any fabrication has occurred (e.g., coil, plate, rebar, hot rolled shapes, etc.). No adjustment will be made for changes in the cost of fabrication, coating, shipping, storage, etc.

No steel price adjustments will be made for any products manufactured from steel having an adjustment date, as defined by the Product Relationship Table below, prior to the letting date.

**Bid Submittal Requirements**

The successful bidder, within 14 calendar days after the notice of award is received by him, shall provide the completed Form SPA-1 to the Department (State Contract Officer or Division Contract Engineer) along with the payment bonds, performance bonds and contract execution signature sheets in a single submittal. If Form SPA-1 is not included in the same submittal as the payment bonds, performance bonds and contract execution signature sheets, the Contractor will not be eligible for any steel price adjustment for any item in the contract for the life of the contract. Form SPA-1 can be found on the Department's website at the following address:

<https://connect.ncdot.gov/letting/LetCentral/Form%20SPA-1.xlsm>

The Contractor shall provide Form SPA-1 listing the Contract Line Number, (with corresponding Item Number, Item Description, and Category) for the steel products they wish to have an adjustment calculated. Only the contract items corresponding to the list of eligible item numbers for steel price adjustment may be entered on Form SPA-1. The Contractor may choose to have steel price adjustment applied to any, all, or none of the eligible items. However, the Contractor's selection of items for steel price adjustment or non-selection (non-participation)

may not be changed once Form SPA-1 has been received by the Department. Items the Bidder chooses for steel price adjustment must be designated by writing the word “Yes” in the column titled “Option” by each Pay Item chosen for adjustment. Should the bidder elect an eligible steel price item, the entire quantity of the line item will be subject to the price adjustment for the duration of the Contract. The Bidder’s designations on Form SPA-1 must be written in ink or typed and signed by the Bidder (Prime Contractor) to be considered complete. Items not properly designated, designated with “No”, or left blank on the Bidder’s Form SPA-1 will automatically be removed from consideration for adjustment. No steel items will be eligible for steel price adjustment on this Project if the Bidder fails to return Form SPA-1 in accordance with this provision.

### Establishing the Base Price

The Department will use a blend of monthly average prices as reported from the Fastmarkets platform to calculate the monthly adjustment indices (BI and MI). This data is typically available on the first day of the month for the preceding month. The indices will be calculated by the Department for the different categories found on the Product Relationship Table below. For item numbers that include multiple types of steel products, the category listed for that item number will be used for adjusting each steel component.

The bidding index for Category 1 Steel items is **\$ 46.13** per hundredweight.  
 The bidding index for Category 2 Steel items is **\$ 51.08** per hundredweight.  
 The bidding index for Category 3 Steel items is **\$ 67.61** per hundredweight.  
 The bidding index for Category 4 Steel items is **\$ 45.57** per hundredweight.  
 The bidding index for Category 5 Steel items is **\$ 54.81** per hundredweight.  
 The bidding index for Category 6 Steel items is **\$ 57.66** per hundredweight.  
 The bidding index for Category 7 Steel items is **\$ 47.89** per hundredweight.

The bidding index represents a selling price of steel based on Fastmarkets data for the month of **November 2025**.

- MI = Monthly Index. – in Dollars (\$) per hundredweight (CWT). Use the adjustment indices from the month the steel was shipped from the producing mill, received on the project, or member cast as defined in the Product Relationship Table.
- BI = Bidding Index. - in Dollars (\$) per hundredweight (CWT). Use the adjustment indices as listed in the proposal.

<i>Product Relationship Table</i>			
<i>Steel Product (Title)</i>	BI, MI*	Adjustment Date for MI	Category
Reinforcing Steel, Bridge Deck, and SIP Forms	Based on one or more Fastmarkets indices	Delivery Date from Producing Mill	1
Structural Steel and Encasement Pipe	Based on one or more Fastmarkets indices	Delivery Date from Producing Mill	2
Steel H-Piles, Soldier Pile Walls	Based on one or more Fastmarkets indices	Delivery Date from Producing Mill	3
Guardrail Items and Pipe	Based on one or more	Material Received Date**	4

Piles	Fastmarkets indices		
Fence Items	Based on one or more Fastmarkets indices	Material Received Date**	5
Overhead Sign Assembly, Signal Poles, High Mount Standards	Based on one or more Fastmarkets indices	Material Received Date**	6
Prestressed Concrete Members	Based on one or more Fastmarkets indices	Cast Date of Member	7
* BI and MI are in converted units of Dollars per Hundredweight (\$/CWT)			
** Material Received Date is defined as the date the materials are received on the project site. If a material prepayment is made for a Category 4-6 item, the Adjustment Date to be used will be the date of the prepayment request instead of the Materials Received Date.			

Submit documentation to the Engineer for all items listed in the Contract for which the Contractor is requesting a steel price adjustment.

### Submittal Requirements

The items in categories 1,2, and 3, shall be specifically stored, labeled, or tagged, recognizable by color marking, and identifiable by Project for inspection and audit verification immediately upon arrival at the fabricator.

Furnish the following documentation for all steel products to be incorporated into the work and documented on Form SPA-2, found on the Departments website at the following address:

<https://connect.ncdot.gov/projects/construction/Construction%20Forms/Form%20SPA-2.xlsx>

Submit all documentation to the Engineer prior to incorporation of the steel into the completed work. The Department will withhold progress payments for the affected contract line item if the documentation is not provided and at the discretion of the Engineer the work is allowed to proceed. Progress payments will be made upon receipt of the delinquent documentation.

#### Step 1 (Form SPA -2)

Utilizing Form SPA-2, submit separate documentation packages for each line item from Form SPA-1 for which the Contractor opted for a steel price adjustment. For line items with multiple components of steel, each component should be listed separately. Label each SPA-2 documentation package with a unique number as described below.

- a. Documentation package number: (Insert the contract line-item) - (Insert sequential package number beginning with "1").

Example: 412 - 1,  
412 - 2,  
424 - 1,  
424 - 2,  
424 - 3, etc.

- b. The steel product quantity in pounds

- i. The following sources should be used, in declining order of precedence, to determine the weight of steel/iron, based on the Engineers decision:
  1. Department established weights of steel/iron by contract pay item per pay unit;
  2. Approved Shop Drawings;
  3. Verified Shipping Documents;
  4. Contract Plans;
  5. Standard Drawing Sheets;
  6. Industry Standards (i.e., AISC Manual of Steel Construction, AWWA Standards, etc.); and
  7. Manufacture's data.
- ii. Any item requiring approved shop drawings shall have the weights of steel calculated and shown on the shop drawings or submitted and certified separately by the fabricator.
- c. The date the steel product, subject to adjustment, was shipped from the producing mill (Categories 1-3), received on the project (Categories 4-6), or casting date (Category 7).

#### Step 2 (Monthly Calculator Spreadsheet)

For each month, upon the incorporation of the steel product into the work, provide the Engineer the following:

- 1) Completed NCDOT Steel Price Adjustment Calculator Spreadsheet, summarizing all the steel submittal packages (Form SPA-2) actually incorporated into the completed work in the given month.
  - a. Contract Number
  - b. Bidding Index Reference Month
  - c. Contract Completion Date or Revised Completion Date
  - d. County, Route, and Project TIP information
  - e. Item Number
  - f. Line-Item Description
  - g. Submittal Number from Form SPA-2
  - h. Adjustment date
  - i. Pounds of Steel
- 2) An affidavit signed by the Contractor stating the documentation provided in the NCDOT Steel Price Adjustment Calculator Spreadsheet is true and accurate.

#### **Price Adjustment Conditions**

Download the Monthly Steel Adjustment Spreadsheet with the most current reference data from the Department's website each month at the following address:

<https://connect.ncdot.gov/projects/construction/Construction%20Forms/Form%20SPA-3%20NCDOT%20Steel%20Price%20Adjustment%20Calculator.xlsx>

If the monthly Fastmarkets data is not available, the data for the most recent immediately preceding month will be used as the basis for adjustment.

### **Price Adjustment Calculations**

The price adjustment will be determined by comparing the percentage of change in index value listed in the proposal (BI) to the monthly index value (MI). (See included sample examples). Weights and date of shipment must be documented as required herein. The final price adjustment dollar value will be determined by multiplying this percentage increase or decrease in the index by the represented quantity of steel incorporated into the work, and the established bidding index (BI) subject to the limitations herein.

#### **Price increase/decrease will be computed as follows:**

$$\text{SPA} = ((\text{MI} / \text{BI}) - 1) * \text{BI} * (\text{Q} / 100)$$

Where;

SPA = Steel price adjustment in dollars

MI = Monthly Shipping Index. – in Dollars (\$) per hundredweight (CWT). Use the adjustment indices from the month the steel was shipped from the producing mill, received on the project, or member cast as defined in the Product Relationship Table.

BI = Bidding Index. - in Dollars (\$) per hundredweight (CWT). Use the adjustment indices as listed in the proposal.

Q = Quantity of steel, product, pounds actually incorporated into the work as documented by the Contractor, or Design Build Team and verified by the Engineer.

Calculations for price adjustment shall be shown separate from the monthly progress estimate and will not be included in the total cost of work for determination of progress or for extension of Contract time in accordance with Subarticle 108-10(B)(1).

Any apparent attempt to unbalance bids in favor of items subject to price adjustment may result in rejection of the bid proposal.

Adjustments will be paid or charged to the Contractor only. Any Contractor receiving an adjustment under this provision shall distribute the proper proportional part of such adjustments to the subcontractor who performed the applicable work.

Delays to the work caused by steel shortages may be justification for a Contract time extension but will not constitute grounds for claims for standby equipment, extended office overhead, or other costs associated with such delays.

If an increase in the steel material price is anticipated to exceed 50% of the original quoted price, the contractor must notify the Department within 7 days prior to purchasing the material. Upon receipt of such notification, the Department will direct the Contractor to either (1) proceed with the work or (2) suspend the work and explore the use of alternate options.

If the decrease in the steel material exceeds 50% of the original quoted price, the contractor may submit to the Department additional market index information specific to the item in question to dispute the decrease. The Department will review this information and determine if the decrease is warranted.

When the steel product adjustment date, as defined in the Product Relationship Table, is after the approved contract completion date, the steel price adjustments will be based on the lesser value of either the MI for the month of the approved contract completion date or the MI for the actual adjustment date.

If the price adjustment is based on estimated material quantities for that time, and a revision to the total material quantity is made in a subsequent or final estimate, an appropriate adjustment will be made to the price adjustment previously calculated. The adjustment will be based on the same indices used to calculate the price adjustment which is being revised. If the adjustment date of the revised material quantity cannot be determined, the adjustment for the quantity in question, will be based on the indices utilized to calculate the steel price adjustment for the last initial documentation package submission, for the steel product subject to adjustment, that was incorporated into the particular item of work, for which quantities are being finalized.

Example: Structural steel for a particular bridge was provided for in three different shipments with each having a different mill shipping date. The quantity of structural steel actually used for the bridge was calculated and a steel price adjustment was made in a progress payment. At the conclusion of the work an error was found in the plans of the final quantity of structural steel used for the bridge. The quantity to be adjusted cannot be directly related to any one of the three mill shipping dates. The steel price adjustment for the quantity in question would be calculated using the indices that were utilized to calculate the steel price adjustment for the quantity of structural steel represented by the last initial structural steel documentation package submission. The package used will be the one with the greatest sequential number.

**Extra Work/Force Account:**

When steel products, as specified herein, are added to the contract as extra work, in accordance with the provisions of Article 104-7 or 104-3, the Engineer will determine and specify in the supplemental agreement, the need for application of steel price adjustments on a case-by-case basis. No steel price adjustments will be made for any products manufactured from steel having an adjustment date prior to the supplemental agreement execution date. Price adjustments will be made as provided herein, except the Bidding Index will be based on the month in which the supplemental agreement pricing was executed.

For work performed on force account basis, reimbursement of actual material costs, along with the specified overhead and profit markup, will be considered to include full compensation for the current cost of steel and no steel price adjustments will be made.

**Examples Form SPA-2**

**Steel Price Adjustment Submission Form**

Contract Number     C203394     Bid Reference Month     January 2019    

Submittal Date     8/31/2019    

Contract Line Item     237    

Line Item Description     APPROX....LBS Structural Steel    

Sequential Submittal Number     2    

Supplier	Description of material	Location information	Quantity in lbs.	Adjustment Date
XYZ mill	Structural Steel	Structure 3, Spans A-C	1,200,000	May 4, 2020
ABC distributing	Various channel & angle shapes	Structure 3 Spans A-C	35,000	July 14, 2020
		Total Pounds of Steel	1,235,000	

- Note: Attach the following supporting documentation to this form.
- Bill of Lading to support the shipping dates
  - Supporting information for weight documentation (e.g., Pay item reference, Shop drawings, shipping documents, Standards Sheets, industry standards, or manufacturer's data)

By providing this data under my signature, I attest to the accuracy of and validity of the data on this form and certify that no deliberate misrepresentation in any manner has occurred.

Printed Name  
\_\_\_\_\_

Signature  
\_\_\_\_\_

**Examples Form SPA-2**  
**Steel Price Adjustment Submission Form**

Contract Number C203394 Bid Reference Month January 2019

Submittal Date August 31, 2019

Contract Line Item 237

Line Item Description SUPPORT, OVRHD SIGN STR -DFEB – STA 36+00

Sequential Submittal Number 2

Supplier	Description of material	Location information	Quantity in lbs.	Adjustment Date
XYZ mill	Tubular Steel (Vertical legs)	<u>-DFEB – STA 36+00</u>	12000	December 11, 2021
PDQ Mill	4” Tubular steel (Horizontal legs)	<u>-DFEB – STA 36+00</u>	5900	December 11, 2021
ABC distributing	Various channel & angle shapes (see quote)	<u>-DFEB – STA 36+00</u>	1300	December 11, 2021
	Catwalk assembly	<u>-DFEB – STA 36+00</u>	2000	December 11, 2021
Nucor	Flat plate	<u>-DFEB – STA 36+00</u>	650	December 11, 2021
		Total Pounds of Steel	21,850	

Note: Attach the following supporting documentation to this form.

- Bill of Lading to support the shipping dates
- Supporting information for weight documentation (e.g., Pay item reference, Shop drawings, shipping documents, Standards Sheets, industry standards, or manufacturer's data)

By providing this data under my signature, I attest to the accuracy of and validity of the data on this form and certify that no deliberate misrepresentation in any manner has occurred.

Printed Name  
 \_\_\_\_\_

Signature  
 \_\_\_\_\_

**Price Adjustment Sample Calculation (increase)**

---

Project bid on September 17, 2019

Line Item 635 "Structural Steel" has a plan quantity of 2,717,000 lbs.

Bidding Index for Structural Steel (Category 2) in the proposal was \$36.12/CWT = BI

450,000 lbs. of Structural Steel for Structure 2 at Station 44+08.60 were shipped to fabricator from the producing mill in same month, May 2021.

Monthly Index for Structural Steel (Category 2) for May 2021 was \$64.89/CWT = MI

The Steel Price Adjustment formula is as follows:

$$\text{SPA} = ((\text{MI} / \text{BI}) - 1) * \text{BI} * (\text{Q} / 100)$$

Where; SPA = Steel price adjustment in dollars

BI = Bidding Index – in dollars (\$) per hundredweight (CWT). Use the adjustment indices as listed in the proposal.

MI = Mill Shipping Index – in dollars (\$) per hundredweight (CWT). Use the adjustment indices from the month the steel was shipped from the producing mill, received on the project, or member cast as defined in the Product Relationship Table.

Q = Quantity of steel product, in pounds (lbs.) actually incorporated into the work as documented by the Contractor, or Design Build Team and verified by the Engineer.

$$\text{BI} = \$36.12 / \text{CWT}$$

$$\text{MI} = \$64.89 / \text{CWT}$$

$$\% \text{ change} = ((\text{MI} / \text{BI}) - 1) = (\$64.89 / \$36.12 - 1) = (1.79651 - 1) = 0.79651162791$$

$$\text{Q} = 450,000 \text{ lbs.}$$

$$\text{SPA} = 0.79651162791 \times \$36.12 \times (450,000 / 100)$$

$$\text{SPA} = 0.79651162791 * \$36.12 * 4,500$$

$$\text{SPA} = \$129,465 \text{ pay adjustment to Contractor for Structural Steel (Structure 2 at Station 44+08.60)}$$

**Price Adjustment Sample Calculation (decrease)**

---

Project bid on December 18, 2018

Line Item 635 Structural Steel has a plan quantity of 2,717,000 lbs.

Bidding Index for Structural Steel (Category 2) in the proposal was \$46.72/CWT = BI

600,000 lbs. of Structural Steel for Structure 1 at Station 22+57.68 were shipped to fabricator from the producing mill in same month, August 2020.

Monthly Index for Structural Steel (Category 2) for August 2020 was \$27.03/CWT = MI

The Steel Price Adjustment formula is as follows:

$$\text{SPA} = ((\text{MI} / \text{BI}) - 1) * \text{BI} * (\text{Q} / 100)$$

Where; SPA = Steel price adjustment in dollars

BI = Bidding Index – in dollars (\$) per hundredweight (CWT). Use the adjustment indices as listed in the proposal.

MI = Mill Shipping Index – in dollars (\$) per hundredweight (CWT). Use the adjustment indices from the month the steel was shipped from the producing mill, received on the project, or member cast as defined in the Product Relationship Table.

Q = Quantity of steel product, in pounds (lbs.) actually incorporated into the work as documented by the Contractor, or Design Build Team and verified by the Engineer.

$$\text{BI} = \$46.72 / \text{CWT}$$

$$\text{MI} = \$27.03 / \text{CWT}$$

$$\% \text{ change} = ((\text{MI} / \text{BI}) - 1) = (\$27.03 / \$46.72 - 1) = (0.57855 - 1) = -0.421446917808$$

$$\text{Q} = 600,000 \text{ lbs.}$$

$$\text{SPA} = -0.421446917808 * \$46.72 * (600,000 / 100)$$

$$\text{SPA} = -0.421446917808 * \$46.72 * 6,000$$

$$\text{SPA} = \$ 118,140.00 \text{ Credit to the Department for Structural Steel (Structure 1 at Station 22+57.68)}$$

**Price Adjustment Sample Calculation (increase)**

---

Project bid on July 16, 2020

Line Item 614 Reinforced Concrete Deck Slab has a plan quantity of 241974 lbs.

Bidding Index Reference Month was May 2020. Bidding Index for Reinforced Concrete Deck Slab (Category 1) in the proposal was \$29.21/CWT = BI

51,621 lbs. of reinforcing steel and 52,311 lbs. of epoxy coated reinforcing steel for Structure 2 at Station 107+45.55 -L- was shipped to fabricator from the producing mill in same month, May 2021.

Monthly Index for Reinforced Concrete Deck Slab (Category 1) for May 2021 was \$43.13/CWT = MI

The Steel Price Adjustment formula is as follows:

$$\text{SPA} = ((\text{MI} / \text{BI}) - 1) * \text{BI} * (\text{Q} / 100)$$

Where; SPA = Steel price adjustment in dollars

BI = Bidding Index – in dollars (\$) per hundredweight (CWT). Use the adjustment indices as listed in the proposal.

MI = Mill Shipping Index – in dollars (\$) per hundredweight (CWT). Use the adjustment indices from the month the steel was shipped from the producing mill, received on the project, or member cast as defined in the Product Relationship Table.

Q = Quantity of steel product, in pounds (lbs.) actually incorporated into the work as documented by the Contractor, or Design Build Team and verified by the Engineer.

$$\text{BI} = \$29.21 / \text{CWT}$$

$$\text{MI} = \$43.13 / \text{CWT}$$

$$\% \text{ change} = ((\text{MI} / \text{BI}) - 1) = (\$43.13 / \$29.21 - 1) = (1.47655 - 1) = 0.47654912701$$

$$\text{Q} = 103932 \text{ lbs.}$$

$$\text{SPA} = 0.47654912701 * \$29.21 * (103,932 / 100)$$

$$\text{SPA} = 0.47654912701 * \$29.21 * 1,039.32$$

SPA = \$14,467.33 Pay Adjustment to Contractor for Reinforced Concrete Deck Slab (Category 1) at Station 107+45.55 -L-

**SCHEDULE OF ESTIMATED COMPLETION PROGRESS:**

(7-15-08)(Rev. 6-17-25)

108-2

SP1 G58

The Contractor's attention is directed to the Standard Special Provision entitled *Availability of Funds Termination of Contracts* included elsewhere in this proposal. The Department of Transportation's schedule of estimated completion progress for this project as required by that Standard Special Provision is as follows:

<b><u>Fiscal Year</u></b>		<b><u>Progress (% of Dollar Value)</u></b>
2027	(7/01/26 - 6/30/27)	100% of Total Amount Bid

The Contractor shall also furnish his own progress schedule in accordance with Article 108-2 of the *Standard Specifications*. Any acceleration of the progress as shown by the Contractor's progress schedule over the progress as shown above shall be subject to the approval of the Engineer.

**DISADVANTAGED BUSINESS ENTERPRISE:**

(10-16-07)(Rev. 10-21-25)

102-15(J)

SP1 G61

**Description**

The purpose of this Special Provision is to carry out the U.S. Department of Transportation's policy of ensuring nondiscrimination in the award and administration of contracts financed in whole or in part with Federal funds. This provision is guided by 49 CFR Part 26.

**Definitions**

*Additional DBE Subcontractors* - Any DBE submitted at the time of bid that will not be used to meet the DBE goal. No submittal of a Letter of Intent is required.

*Committed DBE Subcontractor* - Any DBE submitted at the time of bid that is being used to meet the DBE goal by submission of a Letter of Intent. Or any DBE used as a replacement for a previously committed DBE firm.

*Contract Goal Requirement* - The approved DBE participation at time of award, but not greater than the advertised contract goal.

*DBE Goal* - A portion of the total contract, expressed as a percentage, that is to be performed by committed DBE subcontractor(s).

*Disadvantaged Business Enterprise (DBE)* - A firm certified as a Disadvantaged Business Enterprise through the North Carolina Unified Certification Program.

*Goal Confirmation Letter* - Written documentation from the Department to the bidder confirming the Contractor's approved, committed DBE participation along with a listing of the committed DBE firms.

*Manufacturer* - A firm that owns (or leases) and operates or maintains a factory or establishment that produces on the premises, the materials or supplies obtained by the Contractor. A firm that

makes minor modifications to the materials, supplies, articles, or equipment is not a manufacturer.

*Regular Dealer* - A firm that owns (or leases), and operates a store, warehouse, or other establishment in which the materials or supplies required for the performance of the contract are bought, kept in sufficient quantities, and regularly sold to the public in the usual course of business. A regular dealer engages in, as its principal business and in its own name, the purchase and sale or lease of the products in question. A regular dealer in such bulk items as steel, concrete or concrete products, gravel, stone, asphalt and petroleum products need not keep such products in stock, if it owns and operates distribution equipment for the products. Any supplement of regular dealers' own distribution equipment shall be by a long-term operating lease and not on an ad hoc or contract-by-contract basis.

*Distributor* - A firm that engages in the regular sale or lease of the items specified by the contract. A distributor assumes responsibility for the items it purchases once they leave the point of origin (e.g., a manufacturer's facility), making it liable for any loss or damage not covered by the carrier's insurance.

*Replacement / Substitution* - A full or partial reduction in the amount of work subcontracted to a committed (or an approved substitute) DBE firm.

*North Carolina Unified Certification Program (NCUCP)* - A program that provides comprehensive services and information to applicants for DBE certification, such that an applicant is required to apply only once for a DBE certification that will be honored by all recipients of USDOT funds in the state and not limited to the Department of Transportation only. The Certification Program is in accordance with 49 CFR Part 26.

*United States Department of Transportation (USDOT)* - Federal agency responsible for issuing regulations (49 CFR Part 26) and official guidance for the DBE program.

### **Forms and Websites Referenced in this Provision**

*DBE Payment Tracking System* - On-line system in which the Contractor enters the payments made to DBE subcontractors who have performed work on the project.  
<https://apps.dot.state.nc.us/Vendor/PaymentTracking/>

*DBE-IS Subcontractor Payment Information* - Form for reporting the payments made to all DBE firms working on the project. This form is for paper bid projects only.  
<https://connect.ncdot.gov/business/Turnpike/Documents/Form%20DBE-IS%20Subcontractor%20Payment%20Information.pdf>

*RF-1 DBE Replacement Request Form* - Form for replacing a committed DBE.  
<https://connect.ncdot.gov/projects/construction/Construction%20Forms/DBE%20MBE%20WBE%20Replacement%20Form%20and%20Instructions.pdf>

*SAF Subcontract Approval Form* - Form required for approval to sublet the contract.  
<https://connect.ncdot.gov/projects/construction/Construction%20Forms/SAF%20Form%20-%20Subcontract%20Approval%20Form%20Revised%2004-19.xlsm>

*JC-1 Joint Check Notification Form* - Form and procedures for joint check notification. The form acts as a written joint check agreement among the parties providing full and prompt disclosure of the expected use of joint checks.

<http://connect.ncdot.gov/projects/construction/Construction%20Forms/Joint%20Check%20Notification%20Form.pdf>

*Letter of Intent* - Form signed by the Contractor and the DBE subcontractor, manufacturer or regular dealer that affirms that a portion of said contract is going to be performed by the signed DBE for the estimated amount (based on quantities and unit prices) listed at the time of bid.

<http://connect.ncdot.gov/letting/LetCentral/Letter%20of%20Intent%20to%20Perform%20as%20a%20Subcontractor.pdf>

*Listing of DBE Subcontractors Form* - Form for entering DBE subcontractors on a project that will meet this DBE goal. This form is for paper bids only.

[http://connect.ncdot.gov/municipalities/Bid%20Proposals%20for%20LGA%20Content/08%20DBE%20Subcontractors%20\(Federal\).docx](http://connect.ncdot.gov/municipalities/Bid%20Proposals%20for%20LGA%20Content/08%20DBE%20Subcontractors%20(Federal).docx)

*Subcontractor Quote Comparison Sheet* - Spreadsheet for showing all subcontractor quotes in the work areas where DBEs quoted on the project. This sheet is submitted with good faith effort packages.

<http://connect.ncdot.gov/business/SmallBusiness/Documents/DBE%20Subcontractor%20Quote%20Comparison%20Example.xls>

*DBE Regular Dealer/Distributor Affirmation Form* – Form is used to make a preliminary counting determination for each DBE listed as a regular dealer or distributor to assess its eligibility for 60 or 40 percent credit, respectively of the cost of materials or supplies based on its demonstrated capacity and intent to perform as a regular dealer or distributor, as defined in section 49 CFR 26.55 under the contract at issue. A Contractor will submit the completed form with the Letter of Intent.

<https://connect.ncdot.gov/projects/construction/Construction%20Forms/DBE%20Regular%20Dealer-Distributor%20Affirmation%20Form%20-%20USDOT%202024.pdf>

## **DBE Goal**

**There is NO goal for participation by Disadvantaged Business Enterprises for this contract.**

## **Directory of Transportation Firms (Directory)**

Real-time information is available about firms doing business with the Department and firms that are certified through NCUCP in the Directory of Transportation Firms. Only firms identified in the Directory as DBE certified shall be used to meet the DBE goal. The Directory can be found at the following link. [https:// www.ebs.nc.gov/VendorDirectory/default.html](https://www.ebs.nc.gov/VendorDirectory/default.html)

The listing of an individual firm in the directory shall not be construed as an endorsement of the firm's capability to perform certain work.

### Listing of DBE Subcontractors

At the time of bid, bidders shall submit all DBE participation that they anticipate to use during the life of the contract. Only those identified to meet the DBE goal will be considered committed, even though the listing shall include both committed DBE subcontractors and additional DBE subcontractors. Additional DBE subcontractor participation submitted at the time of bid will be used toward the Department's overall race-neutral goal. Only those firms with current DBE certification at the time of bid opening will be acceptable for listing in the bidder's submittal of DBE participation. The Contractor shall indicate the following required information:

(A) Electronic Bids

Bidders shall submit a listing of DBE participation in the appropriate section of the electronic submittal file.

- (1) Submit the names and addresses of DBE firms identified to participate in the contract. If the bidder uses the updated listing of DBE firms shown in the electronic submittal file, the bidder may use the dropdown menu to access the name and address of the DBE firm.
- (2) Submit the contract line numbers of work to be performed by each DBE firm. When no figures or firms are entered, the bidder will be considered to have no DBE participation.
- (3) The bidder shall be responsible for ensuring that the DBE is certified at the time of bid by checking the Directory of Transportation Firms. If the firm is not certified at the time of the bid-letting, that DBE's participation will not count towards achieving the DBE goal.

(B) Paper Bids

- (1) *If the DBE goal is more than zero,*
  - (a) Bidders, at the time the bid proposal is submitted, shall submit a listing of *DBE* participation, including the names and addresses on *Listing of DBE Subcontractors* contained elsewhere in the contract documents in order for the bid to be considered responsive. Bidders shall indicate the total dollar value of the DBE participation for the contract.
  - (b) If bidders have no DBE participation, they shall indicate this on the *Listing of DBE Subcontractors* by entering the word "None" or the number "0." This form shall be completed in its entirety. **Blank forms will not be deemed to represent zero participation.** Bids submitted that do not have DBE participation indicated on the appropriate form will not be read publicly during the opening of bids. The Department will not consider these bids for award and the proposal will be rejected.

- (c) The bidder shall be responsible for ensuring that the DBE is certified at the time of bid by checking the Directory of Transportation Firms. If the firm is not certified at the time of the bid-letting, that DBE's participation will not count towards achieving the corresponding goal.
- (2) *If the DBE goal is zero, entries on the Listing of DBE Subcontractors are not required for the zero goal, however any DBE participation that is achieved during the project shall be reported in accordance with requirements contained elsewhere in the special provision.*

### **DBE Prime Contractor**

When a certified DBE firm bids on a contract that contains a DBE goal, the DBE firm is responsible for meeting the goal or making good faith efforts to meet the goal, just like any other bidder. In most cases, a DBE bidder on a contract will meet the DBE goal by virtue of the work it performs on the contract with its own forces. However, all the work that is performed by the DBE bidder and any other DBE subcontractors will count toward the DBE goal. The DBE bidder shall list itself along with any DBE subcontractors, if any, in order to receive credit toward the DBE goal.

For example, if the DBE goal is 45% and the DBE bidder will only perform 40% of the contract work, the prime will list itself at 40%, and the additional 5% shall be obtained through additional DBE participation with DBE subcontractors or documented through a good faith effort.

DBE prime contractors shall also follow Sections A and B listed under *Listing of DBE Subcontractor* just as a non-DBE bidder would.

### **Written Documentation – Letter of Intent**

The bidder shall submit written documentation for each DBE that will be used to meet the DBE goal of the contract, indicating the bidder's commitment to use the DBE in the contract. This documentation shall be submitted on the Department's form titled *Letter of Intent*.

The documentation shall be received in the office of the State Contractor Utilization Engineer or at DBE@ncdot.gov no later than 10:00 a.m. of the sixth calendar day following opening of bids, unless the sixth day falls on an official state holiday. In that situation, it is due in the office of the State Contractor Utilization Engineer no later than 10:00 a.m. on the next official state business day.

If the bidder fails to submit the Letter of Intent from each committed DBE to be used toward the DBE goal, or if the form is incomplete (i.e. both signatures are not present), the DBE participation will not count toward meeting the DBE goal. If the lack of this participation drops the commitment below the DBE goal, the Contractor shall submit evidence of good faith efforts, completed in its entirety, to the State Contractor Utilization Engineer or DBE@ncdot.gov no later than 10:00 a.m. on the eighth calendar day following opening of bids, unless the eighth day falls on an official state holiday. In that situation, it is due in the office of the State Contractor Utilization Engineer no later than 10:00 a.m. on the next official state business day.

**Submission of Good Faith Effort**

If the bidder fails to meet or exceed the DBE goal, the apparent lowest responsive bidder shall submit to the Department documentation of adequate good faith efforts made to reach the DBE goal.

A hard copy and an electronic copy of this information shall be received in the office of the State Contractor Utilization Engineer or at DBE@ncdot.gov no later than 10:00 a.m. on the sixth calendar day following opening of bids unless the sixth day falls on an official state holiday. In that situation, it is due in the office of the State Contractor Utilization Engineer no later than 10:00 a.m. on the next official state business day. If the contractor cannot send the information electronically, then one complete set and 5 copies of this information shall be received under the same time constraints above.

Note: Where the information submitted includes repetitious solicitation letters, it will be acceptable to submit a representative letter along with a distribution list of the firms that were solicited. Documentation of DBE quotations shall be a part of the good faith effort submittal. This documentation may include written subcontractor quotations, telephone log notations of verbal quotations, or other types of quotation documentation.

**Consideration of Good Faith Effort for Projects with DBE Goals More Than Zero**

Adequate good faith efforts mean that the bidder took all necessary and reasonable steps to achieve the goal which, by their scope, intensity, and appropriateness, could reasonably be expected to obtain sufficient DBE participation. Adequate good faith efforts also mean that the bidder actively and aggressively sought DBE participation. Mere *pro forma* efforts are not considered good faith efforts.

The Department will consider the quality, quantity, and intensity of the different kinds of efforts a bidder has made. Listed below are examples of the types of actions a bidder will take in making a good faith effort to meet the goal and are not intended to be exclusive or exhaustive, nor is it intended to be a mandatory checklist.

- (A) Soliciting through all reasonable and available means (e.g. attendance at pre-bid meetings, advertising, written notices, use of verifiable electronic means through the use of the NCDOT Directory of Transportation Firms) the interest of all certified DBEs who have the capability to perform the work of the contract. The bidder must solicit this interest within at least 10 days prior to bid opening to allow the DBEs to respond to the solicitation. Solicitation shall provide the opportunity to DBEs within the Division and surrounding Divisions where the project is located. The bidder must determine with certainty if the DBEs are interested by taking appropriate steps to follow up initial solicitations.

- (B) Selecting portions of the work to be performed by DBEs in order to increase the likelihood that the DBE goals will be achieved.
  - (1) Where appropriate, break out contract work items into economically feasible units to facilitate DBE participation, even when the prime contractor might otherwise prefer to perform these work items with its own forces.
  - (2) Negotiate with subcontractors to assume part of the responsibility to meet the contract DBE goal when the work to be sublet includes potential for DBE participation (2<sup>nd</sup> and 3<sup>rd</sup> tier subcontractors).
- (C) Providing interested DBEs with adequate information about the plans, specifications, and requirements of the contract in a timely manner to assist them in responding to a solicitation.
- (D)
  - (1) Negotiating in good faith with interested DBEs. It is the bidder's responsibility to make a portion of the work available to DBE subcontractors and suppliers and to select those portions of the work or material needs consistent with the available DBE subcontractors and suppliers, to facilitate DBE participation. Evidence of such negotiation includes the names, addresses, and telephone numbers of DBEs that were considered; a description of the information provided regarding the plans and specifications for the work selected for subcontracting; and evidence as to why additional agreements could not be reached for DBEs to perform the work.
  - (2) A bidder using good business judgment would consider a number of factors in negotiating with subcontractors, including DBE subcontractors, and would take a firm's price and capabilities as well as contract goals into consideration. However, the fact that there may be some additional costs involved in finding and using DBEs is not in itself sufficient reason for a bidder's failure to meet the contract DBE goal, as long as such costs are reasonable. Also, the ability or desire of a prime contractor to perform the work of a contract with its own organization does not relieve the bidder of the responsibility to make good faith efforts. Bidding contractors are not, however, required to accept higher quotes from DBEs if the price difference is excessive or unreasonable.
- (E) Not rejecting DBEs as being unqualified without sound reasons based on a thorough investigation of their capabilities. The bidder's standing within its industry, membership in specific groups, organizations, or associates and political or social affiliations (for example, union vs. non-union employee status) are not legitimate causes for the rejection or non-solicitation of bids in the bidder's efforts to meet the project goal.
- (F) Making efforts to assist interested DBEs in obtaining bonding, lines of credit, or insurance as required by the recipient or bidder.
- (G) Making efforts to assist interested DBEs in obtaining necessary equipment, supplies, materials, or related assistance or services.

- (H) Effectively using the services of available minority/women community organizations; minority/women contractors' groups; Federal, State, and local minority/women business assistance offices; and other organizations as allowed on a case-by-case basis to provide assistance in the recruitment and placement of DBEs. Contact within 7 days from the bid opening the Business Opportunity and Work Force Development Unit at BOWD@ncdot.gov to give notification of the bidder's inability to get DBE quotes.
- (I) Any other evidence that the bidder submits which shows that the bidder has made reasonable good faith efforts to meet the DBE goal.

In addition, the Department may take into account the following:

- (1) Whether the bidder's documentation reflects a clear and realistic plan for achieving the DBE goal.
- (2) The bidders' past performance in meeting the DBE goals.
- (3) The performance of other bidders in meeting the DBE goal. For example, when the apparent successful bidder fails to meet the DBE goal, but others meet it, you may reasonably raise the question of whether, with additional reasonable efforts the apparent successful bidder could have met the goal. If the apparent successful bidder fails to meet the DBE goal, but meets or exceeds the average DBE participation obtained by other bidders, the Department may view this, in conjunction with other factors, as evidence of the apparent successful bidder having made a good faith effort.

If the Department does not award the contract to the apparent lowest responsive bidder, the Department reserves the right to award the contract to the next lowest responsive bidder that can satisfy to the Department that the DBE goal can be met or that an adequate good faith effort has been made to meet the DBE goal.

### **Non-Good Faith Appeal**

The State Prequalification Engineer will notify the Contractor verbally and in writing of non-good faith. A Contractor may appeal a determination of non-good faith made by the Goal Compliance Committee. If a Contractor wishes to appeal the determination made by the Committee, they shall provide written notification to the State Prequalification Engineer. The appeal shall be made within 2 business days of notification of the determination of non-good faith.

### **Counting DBE Participation Toward Meeting DBE Goal**

- (A) Participation

The total dollar value of the participation by a committed DBE will be counted toward the contract goal requirement. The total dollar value of participation by a committed DBE will be based upon the value of work performed by the DBE and the actual payments to DBE firms by the Contractor.

## (B) Joint Checks

Prior notification of joint check use shall be required when counting DBE participation for services or purchases that involves the use of a joint check. Notification shall be through submission of Form JC-1 (*Joint Check Notification Form*) and the use of joint checks shall be in accordance with the Department's Joint Check Procedures.

## (C) Subcontracts (Non-Trucking)

A DBE may enter into subcontracts. Work that a DBE subcontracts to another DBE firm may be counted toward the contract goal requirement. Work that a DBE subcontracts to a non-DBE firm does not count toward the contract goal requirement. If a DBE contractor or subcontractor subcontracts a significantly greater portion of the work of the contract than would be expected on the basis of standard industry practices, it shall be presumed that the DBE is not performing a commercially useful function. The DBE may present evidence to rebut this presumption to the Department. The Department's decision on the rebuttal of this presumption is subject to review by the Federal Highway Administration but is not administratively appealable to USDOT.

## (D) Joint Venture

When a DBE performs as a participant in a joint venture, the Contractor may count toward its contract goal requirement a portion of the total value of participation with the DBE in the joint venture, that portion of the total dollar value being a distinct clearly defined portion of work that the DBE performs with its forces.

## (E) Manufacturer, Regular Dealer, Distributor

A Contractor may count toward its DBE requirement 40 percent of its expenditures for materials or supplies (including transportation costs) from a DBE distributor, 60 percent of its expenditures for materials or supplies (including transportation costs) from a DBE regular dealer and 100 percent of such expenditures obtained from a DBE manufacturer.

A Contractor may count toward its DBE requirement the following expenditures to DBE firms that are not manufacturers, regular dealers or distributors:

- (1) The fees or commissions charged by a DBE firm for providing a *bona fide* service, such as professional, technical, consultant, or managerial services, or for providing bonds or insurance specifically required for the performance of a DOT-assisted contract, provided the fees or commissions are determined to be reasonable and not excessive as compared with fees and commissions customarily allowed for similar services.
- (2) With respect to materials or supplies purchased from a DBE, which is neither a manufacturer, regular dealer, nor a distributor count the entire amount of fees or commissions charged that the Department deems to be reasonable, including

transportation charges for the delivery of materials or supplies. Do not count any portion of the cost of the materials and supplies themselves.

A Contractor will submit a completed *DBE Regular Dealer/Distributor Affirmation Form* with the Letter of Intent to the State Contractor Utilization Engineer or DBE@ncdot.gov. The State Contractor Utilization Engineer will make a preliminary assessment as to whether a DBE supplier has the demonstrated capacity to perform a commercially useful function (CUF) on a contract-by-contract basis *prior* to its participation.

### **Commercially Useful Function**

#### **(A) DBE Utilization**

The Contractor may count toward its contract goal requirement only expenditures to DBEs that perform a commercially useful function in the work of a contract. A DBE performs a commercially useful function when it is responsible for execution of the work of the contract and is carrying out its responsibilities by performing, managing, and supervising the work involved. To perform a commercially useful function, the DBE shall also be responsible with respect to materials and supplies used on the contract, for negotiating price, determining quality and quantity, ordering the material and installing (where applicable) and paying for the material itself. To determine whether a DBE is performing a commercially useful function, the Department will evaluate the amount of work subcontracted, industry practices, whether the amount the firm is to be paid under the contract is commensurate with the work it is performing and the DBE credit claimed for its performance of the work, and any other relevant factors.

#### **(B) DBE Utilization in Trucking**

The following factors will be used to determine if a DBE trucking firm is performing a commercially useful function:

- (1) The DBE shall be responsible for the management and supervision of the entire trucking operation for which it is responsible on a particular contract, and there shall not be a contrived arrangement for the purpose of meeting DBE goals.
- (2) The DBE shall itself own and operate at least one fully licensed, insured, and operational truck used on the contract.
- (3) The DBE receives credit for the total value of the transportation services it provides on the contract using trucks it owns, insures, and operates using drivers it employs.
- (4) The DBE may subcontract the work to another DBE firm, including an owner-operator who is certified as a DBE. The DBE who subcontracts work to another DBE receives credit for the total value of the transportation services the subcontracted DBE provides on the contract.

- (5) The DBE may also subcontract the work to a non-DBE firm, including from an owner-operator. The DBE who subcontracts the work to a non-DBE is entitled to credit for the total value of transportation services provided by the non-DBE subcontractor not to exceed the value of transportation services provided by DBE-owned trucks on the contract. Additional participation by non-DBE subcontractors receives credit only for the fee or commission it receives as a result of the subcontract arrangement. The value of services performed under subcontract agreements between the DBE and the Contractor will not count towards the DBE contract requirement.
- (6) A DBE may lease truck(s) from an established equipment leasing business open to the general public. The lease must indicate that the DBE has exclusive use of and control over the truck. This requirement does not preclude the leased truck from working for others during the term of the lease with the consent of the DBE, so long as the lease gives the DBE absolute priority for use of the leased truck. This type of lease may count toward the DBE's credit as long as the driver is under the DBE's payroll.
- (7) Subcontracted/leased trucks shall display clearly on the dashboard the name of the DBE that they are subcontracted/leased to and their own company name if it is not identified on the truck itself. Magnetic door signs are not permitted.

### **DBE Replacement**

When a Contractor has relied on a commitment to a DBE subcontractor (or an approved substitute DBE subcontractor) to meet all or part of a contract goal requirement, the contractor shall not terminate the DBE subcontractor or any portion of its work for convenience. This includes, but is not limited to, instances in which the Contractor seeks to perform the work of the terminated subcontractor with another DBE subcontractor, a non-DBE subcontractor, or with the Contractor's own forces or those of an affiliate.

The Contractor must give notice in writing both by certified mail and email to the DBE subcontractor, with a copy to the Engineer of its intent to request to terminate a DBE subcontractor or any portion of its work, and the reason for the request. The Contractor must give the DBE subcontractor five (5) business days to respond to the Contractor's Notice of Intent to Request Termination and/or Substitution. If the DBE subcontractor objects to the intended termination/substitution, the DBE, within five (5) business days must advise the Contractor and the Department of the reasons why the action should not be approved. The five-day notice period shall begin on the next business day after written notice is provided to the DBE subcontractor.

A committed DBE subcontractor may only be terminated or any portion of its work after receiving the Department's written approval based upon a finding of good cause for the proposed termination and/or substitution. Good cause does not exist if the Contractor seeks to terminate a DBE or any portion of its work that it relied upon to obtain the contract so that the Contractor can self-perform the work for which the DBE was engaged, or so that the Contractor can substitute another DBE or non-DBE contractor after contract award. For purposes of this section, good cause shall include the following circumstances:

- (a) The listed DBE subcontractor fails or refuses to execute a written contract;
- (b) The listed DBE subcontractor fails or refuses to perform the work of its subcontract in a way consistent with normal industry standards. Provided, however, that good cause does not exist if the failure or refusal of the DBE subcontractor to perform its work on the subcontract results from the bad faith or discriminatory action of the prime contractor;
- (c) The listed DBE subcontractor fails or refuses to meet the prime contractor's reasonable, nondiscriminatory bond requirements;
- (d) The listed DBE subcontractor becomes bankrupt, insolvent, or exhibits credit unworthiness;
- (e) The listed DBE subcontractor is ineligible to work on public works projects because of suspension and debarment proceedings pursuant to 2 CFR parts 180, 215 and 1200 or applicable State law;
- (f) The listed DBE subcontractor is not a responsible contractor;
- (g) The listed DBE voluntarily withdraws from the project and provides written notice of withdrawal;
- (h) The listed DBE is ineligible to receive DBE credit for the type of work required;
- (i) A DBE owner dies or becomes disabled with the result that the listed DBE contractor is unable to complete its work on the contract; and
- (j) Other documented good cause that compels the termination of the DBE subcontractor.

The Contractor shall comply with the following for replacement of a committed DBE:

(A) Performance Related Replacement

When a committed DBE is terminated for good cause as stated above, an additional DBE that was submitted at the time of bid may be used to fulfill the DBE commitment. A good faith effort will only be required for removing a committed DBE if there were no additional DBEs submitted at the time of bid to cover the same amount of work as the DBE that was terminated.

If a replacement DBE is not found that can perform at least the same amount of work as the terminated DBE, the Contractor shall submit a good faith effort documenting the steps taken. Such documentation shall include, but not be limited to, the following:

- (1) Copies of written notification to DBEs that their interest is solicited in contracting the work defaulted by the previous DBE or in subcontracting other items of work in the contract.
- (2) Efforts to negotiate with DBEs for specific subbids including, at a minimum:
  - (a) The names, addresses, and telephone numbers of DBEs who were contacted.
  - (b) A description of the information provided to DBEs regarding the plans and specifications for portions of the work to be performed.
- (3) A list of reasons why DBE quotes were not accepted.

- (4) Efforts made to assist the DBEs contacted, if needed, in obtaining bonding or insurance required by the Contractor.
- (B) Decertification Replacement
- (1) When a committed DBE is decertified by the Department after the SAF (*Subcontract Approval Form*) has been received by the Department, the Department will not require the Contractor to solicit replacement DBE participation equal to the remaining work to be performed by the decertified firm. The participation equal to the remaining work performed by the decertified firm will count toward the contract goal requirement but not the overall goal.
    - (i) If the DBE's ineligibility is caused solely by its having exceeded the size standard during the performance of the contract. The Department may continue to count participation equal to the remaining work performed by the decertified firm which will count toward the contract goal requirement and overall goal.
    - (ii) If the DBE's ineligibility is caused solely by its acquisition by or merger with a non-DBE during the performance of the contract. The Department may not continue to count the portion of the decertified firm's performance on the contract remaining toward either the contract goal or the overall goal, even if the Contractor has executed a subcontract with the firm or the Department has executed a prime contract with the DBE that was later decertified.
  - (2) When a committed DBE is decertified prior to the Department receiving the SAF (*Subcontract Approval Form*) for the named DBE firm, the Contractor shall take all necessary and reasonable steps to replace the DBE subcontractor with another DBE subcontractor to perform at least the same amount of work to meet the DBE goal requirement. If a DBE firm is not found to do the same amount of work, a good faith effort must be submitted to NCDOT (see A herein for required documentation).

All requests for replacement of a committed DBE firm shall be submitted to the Engineer for approval on Form RF-1 (*DBE Replacement Request*). If the Contractor fails to follow this procedure, the Contractor may be disqualified from further bidding for a period of up to 6 months.

### **Changes in the Work**

When the Engineer makes changes that result in the reduction or elimination of work to be performed by a committed DBE, the Contractor will not be required to seek additional participation. When the Engineer makes changes that result in additional work to be performed by a DBE based upon the Contractor's commitment, the DBE shall participate in additional work to the same extent as the DBE participated in the original contract work.

When the Engineer makes changes that result in extra work, which has more than a minimal impact on the contract amount, the Contractor shall seek additional participation by DBEs unless otherwise approved by the Engineer.

When the Engineer makes changes that result in an alteration of plans or details of construction, and a portion or all of the work had been expected to be performed by a committed DBE, the Contractor shall seek participation by DBEs unless otherwise approved by the Engineer.

When the Contractor requests changes in the work that result in the reduction or elimination of work that the Contractor committed to be performed by a DBE, the Contractor shall seek additional participation by DBEs equal to the reduced DBE participation caused by the changes.

### **Reports and Documentation**

A SAF (*Subcontract Approval Form*) shall be submitted for all work which is to be performed by a DBE subcontractor. The Department reserves the right to require copies of actual subcontract agreements involving DBE subcontractors.

When using transportation services to meet the contract commitment, the Contractor shall submit a proposed trucking plan in addition to the SAF. The plan shall be submitted prior to beginning construction on the project. The plan shall include the names of all trucking firms proposed for use, their certification type(s), the number of trucks owned by the firm, as well as the individual truck identification numbers, and the line item(s) being performed.

Within 30 calendar days of entering into an agreement with a DBE for materials, supplies or services, not otherwise documented by the SAF as specified above, the Contractor shall furnish the Engineer a copy of the agreement. The documentation shall also indicate the percentage (60% or 100%) of expenditures claimed for DBE credit.

### **Reporting Disadvantaged Business Enterprise Participation**

The Contractor shall provide the Engineer with an accounting of payments made to all DBE firms, including material suppliers and contractors at all levels (prime, subcontractor, or second tier subcontractor). This accounting shall be furnished to the Engineer for any given month by the end of the following month. Failure to submit this information accordingly may result in the following action:

- (A) Withholding of money due in the next partial pay estimate; or
- (B) Removal of an approved contractor from the prequalified bidders' list or the removal of other entities from the approved subcontractors list.

While each contractor (prime, subcontractor, 2nd tier subcontractor) is responsible for accurate accounting of payments to DBEs, it shall be the prime contractor's responsibility to report all monthly and final payment information in the correct reporting manner.

Failure on the part of the Contractor to submit the required information in the time frame specified may result in the disqualification of that contractor and any affiliate companies from further bidding until the required information is submitted.

Failure on the part of any subcontractor to submit the required information in the time frame specified may result in the disqualification of that contractor and any affiliate companies from being approved for work on future DOT projects until the required information is submitted.

Contractors reporting transportation services provided by non-DBE lessees shall evaluate the value of services provided during the month of the reporting period only.

At any time, the Engineer can request written verification of subcontractor payments.

The Contractor shall report the accounting of payments through the Department's DBE Payment Tracking System.

### **Failure to Meet Contract Requirements**

Failure to meet contract requirements in accordance with Subarticle 102-15(J) of the *Standard Specifications* may be cause to disqualify the Contractor.

### **CERTIFICATION FOR FEDERAL-AID CONTRACTS:**

(3-21-90)

SP1 G85

The prospective participant certifies, by signing and submitting this bid or proposal, to the best of his or her knowledge and belief, that:

- (A) No Federal appropriated funds have been paid or will be paid, by or on behalf of the undersigned, to any person for influencing or attempting to influence an officer or employee of any Federal agency, a Member of Congress, an officer or employee of Congress, or an employee of a Member of Congress in connection with the awarding of any Federal contract, the making of any Federal grant, the making of any Federal loan, the entering into of any cooperative agreement, and the extension, continuation, renewal, amendment, or modification of any Federal contract, grant, loan, or cooperative agreement.
- (B) If any funds other than Federal appropriated funds have been paid or will be paid to any person for influencing or attempting to influence an officer or employee of any Federal agency, a Member of Congress, an officer or employee of Congress, or an employee of a Member of Congress in connection with this Federal contract, grant, loan, or cooperative agreement, the undersigned shall complete and submit Standard Form-LLL, *Disclosure Form to Report Lobbying*, in accordance with its instructions.

This certification is a material representation of fact upon which reliance was placed when this transaction was made or entered into. Submission of this certification is a prerequisite for making or entering into this transaction imposed by *Section 1352, Title 31, U.S. Code*. Any person who fails to file the required certification shall be subject to a civil penalty of not less than \$10,000 and not more than \$100,000 for each such failure.

The prospective participant also agrees by submitting his or her bid or proposal that he or she shall require that the language of this certification be included in all lower tier subcontracts, which exceed \$100,000 and that all such subrecipients shall certify and disclose accordingly.

**RESTRICTIONS ON ITS EQUIPMENT AND SERVICES:**

(11-17-20)

SP01 G090

All telecommunications, video or other ITS equipment or services installed or utilized on this project must be in conformance with UNIFORM ADMINISTRATIVE REQUIREMENTS, COST PRINCIPLES, AND AUDIT REQUIREMENTS FOR FEDERAL AWARDS **2 CFR, § 200.216 Prohibition on certain telecommunications and video surveillance services or equipment.**

**USE OF UNMANNED AIRCRAFT SYSTEM (UAS):**

(8-20-19)(Rev. 8-19-25)

SP1 G092

The Contractor shall adhere to all Federal, State and Local regulations and guidelines for the use of Unmanned Aircraft Systems (UAS). This includes but is not limited to US 14 CFR Part 107, NC GS 15A-300, all FAA rules, regulations and policies and all NCDOT UAS Policies. The required operator certifications include possessing a current Federal Aviation Administration (FAA) Remote Pilot Certificate, as well as operating a UAS registered with the FAA.

All UAS operations shall be approved by the Engineer prior to beginning the operations.

All contractors or subcontractors operating UAS shall have UAS specific general liability insurance to cover all operations under this contract.

The use of UAS is at the Contractor's discretion. No measurement or payment will be made for the use of UAS. In the event that the Department directs the Contractor to utilize UAS, payment will be in accordance with Article 104-7 Extra Work.

**EQUIPMENT IDLING GUIDELINES:**

(1-19-21)

107

SP1 G096

Exercise reduced fuel consumption and reduced equipment emissions during the construction of all work associated with this contract. Employees engaged in the construction of this project should turn off vehicles when stopped for more than thirty (30) minutes and off-highway equipment should idle no longer than fifteen (15) consecutive minutes.

These guidelines for turning off vehicles and equipment when idling do not apply to:

1. Idling when queuing.
2. Idling to verify the vehicle is in safe operating condition.
3. Idling for testing, servicing, repairing or diagnostic purposes.
4. Idling necessary to accomplish work for which the vehicle was designed (such as operating a crane, mixing concrete, etc.).
5. Idling required to bring the machine system to operating temperature.

6. Emergency vehicles, utility company, construction, and maintenance vehicles where the engines must run to perform needed work.
7. Idling to ensure safe operation of the vehicle.
8. Idling when the propulsion engine is providing auxiliary power for other than heating or air conditioning. (such as hydraulic systems for pavers)
9. When specific traffic, safety, or emergency situations arise.
10. If the ambient temperature is less than 32 degrees Fahrenheit. Limited idling to provide for the safety of vehicle occupants (e.g. to run the heater).
11. If the ambient temperature is greater than 90 degrees Fahrenheit. Limited idling to provide for the safety of vehicle occupants of off-highway equipment (e.g. to run the air conditioning) no more than 30 minutes.
12. Diesel powered vehicles may idle for up to 30 minutes to minimize restart problems.

Any vehicle, truck, or equipment in which the primary source of fuel is natural gas or electricity is exempt from the idling limitations set forth in this special provision.

**U.S. DEPARTMENT OF TRANSPORTATION HOTLINE:**

(11-22-94)

108-5

SP1 G100

To report bid rigging activities call: **1-800-424-9071**

The U.S. Department of Transportation (DOT) operates the above toll-free hotline Monday through Friday, 8:00 a.m. to 5:00 p.m. eastern time. Anyone with knowledge of possible bid rigging, bidder collusion, or other fraudulent activities should use the hotline to report such activities.

The hotline is part of the DOT's continuing effort to identify and investigate highway construction contract fraud and abuse is operated under the direction of the DOT Inspector General. All information will be treated confidentially and caller anonymity will be respected.

**SUBSURFACE INFORMATION:**

(7-1-95)

450

SP1 G112 C

Subsurface information is available on the roadway and structure portions of this project.

**MAINTENANCE OF THE PROJECT:**

(11-20-07)(Rev. 1-16-24)

104-10

SP1 G125

Revise the *Standard Specifications* as follows:

**Page 1-35, Article 104-10 Maintenance of the Project, line 3**, add the following after the first sentence of the first paragraph:

All guardrail/guiderail within the project limits shall be included in this maintenance.

**Page 1-35, Article 104-10 MAINTENANCE OF THE PROJECT, line 8**, add the following as the last sentence of the first paragraph:

The Contractor shall perform weekly inspections of guardrail and guiderail and shall report damages to the Engineer on the same day of the weekly inspection. *Where damaged guardrail*

*or guiderail is repaired or replaced as a result of maintaining the project in accordance with this article, such repair or replacement shall be performed within 7 consecutive calendar days of such inspection report.*

**Page 1-35, Article 104-10 MAINTENANCE OF THE PROJECT, lines 20-22,** replace the last sentence of the last paragraph with the following:

The Contractor will not be directly compensated for any maintenance operations necessary, except for maintenance of guardrail/guiderail, as this work will be considered incidental to the work covered by the various contract items. The provisions of Article 104-7, Extra Work, and Article 104-8, Compensation and Record Keeping will apply to authorized maintenance of guardrail/guiderail. Performance of weekly inspections of guardrail/guiderail, and the damage reports required as described above, will be considered to be an incidental part of the work being paid for by the various contract items.

**TWELVE MONTH GUARANTEE:**

(7-15-03)

108

SPI G145

- (A) The Contractor shall guarantee materials and workmanship against latent and patent defects arising from faulty materials, faulty workmanship or negligence for a period of twelve months following the date of final acceptance of the work for maintenance and shall replace such defective materials and workmanship without cost to the Department. The Contractor will not be responsible for damage due to faulty design, normal wear and tear, for negligence on the part of the Department, and/or for use in excess of the design.
- (B) Where items of equipment or material carry a manufacturer's guarantee for any period in excess of twelve months, then the manufacturer's guarantee shall apply for that particular piece of equipment or material. The Department's first remedy shall be through the manufacturer although the Contractor is responsible for invoking the warranted repair work with the manufacturer. The Contractor's responsibility shall be limited to the term of the manufacturer's guarantee. NCDOT would be afforded the same warranty as provided by the Manufacturer.

This guarantee provision shall be invoked only for major components of work in which the Contractor would be wholly responsible for under the terms of the contract. Examples would include pavement structures, bridge components, and sign structures. This provision will not be used as a mechanism to force the Contractor to return to the project to make repairs or perform additional work that the Department would normally compensate the Contractor for. In addition, routine maintenance activities (i.e. mowing grass, debris removal, ruts in earth shoulders,) are not parts of this guarantee.

Appropriate provisions of the payment and/or performance bonds shall cover this guarantee for the project.

To ensure uniform application statewide the Division Engineer will forward details regarding the circumstances surrounding any proposed guarantee repairs to the Chief Engineer for review and approval prior to the work being performed.

**EROSION AND SEDIMENT CONTROL/STORMWATER CERTIFICATION:**

(1-16-07) (Rev. 10-15-24)

105-16, 225-2, 16

SP1 G180

**General**

Schedule and conduct construction activities in a manner that will minimize soil erosion and the resulting sedimentation and turbidity of surface waters. Comply with the requirements herein regardless of whether or not a National Pollution discharge Elimination System (NPDES) permit for the work is required.

Establish a chain of responsibility for operations and subcontractors' operations to ensure that the *Erosion and Sediment Control/Stormwater Pollution Prevention Plan* is implemented and maintained over the life of the contract.

- (A) *Certified Supervisor* - Provide a certified Erosion and Sediment Control/Stormwater Supervisor to manage the Contractor and subcontractor operations, insure compliance with Federal, State and Local ordinances and regulations, and manage the Quality Control Program.
- (B) *Certified Foreman* - Provide a certified, trained foreman for each construction operation that increases the potential for soil erosion or the possible sedimentation and turbidity of surface waters.
- (C) *Certified Installer* - Provide a certified installer to install or direct the installation for erosion or sediment/stormwater control practices.
- (D) *Certified Designer* - Provide a certified designer for the design of the erosion and sediment control/stormwater component of reclamation plans and, if applicable, for the design of the project erosion and sediment control/stormwater plan.

**Roles and Responsibilities**

- (A) *Certified Erosion and Sediment Control/Stormwater Supervisor* - The Certified Supervisor shall be Level II and responsible for ensuring the erosion and sediment control/stormwater plan is adequately implemented and maintained on the project and for conducting the quality control program. The Certified Supervisor shall be on the project within 24 hours notice from initial exposure of an erodible surface to the project's final acceptance. Perform the following duties:
  - (1) **Manage Operations** - Coordinate and schedule the work of subcontractors so that erosion and sediment control/stormwater measures are fully executed for each operation and in a timely manner over the duration of the contract.
    - (a) Oversee the work of subcontractors so that appropriate erosion and sediment control/stormwater preventive measures are conformed to at each stage of the work.
    - (b) Prepare the required National Pollutant Discharge Elimination System (NPDES) Inspection Record and submit to the Engineer.

- (c) Attend all weekly or monthly construction meetings to discuss the findings of the NPDES inspection and other related issues.
  - (d) Implement the erosion and sediment control/stormwater site plans requested.
  - (e) Provide any needed erosion and sediment control/stormwater practices for the Contractor's temporary work not shown on the plans, such as, but not limited to work platforms, temporary construction, pumping operations, plant and storage yards, and cofferdams.
  - (f) Acquire applicable permits and comply with requirements for borrow pits, dewatering, and any temporary work conducted by the Contractor in jurisdictional areas.
  - (g) Conduct all erosion and sediment control/stormwater work in a timely and workmanlike manner.
  - (h) Fully perform and install erosion and sediment control/stormwater work prior to any suspension of the work.
  - (i) Coordinate with Department, Federal, State and Local Regulatory agencies on resolution of erosion and sediment control/stormwater issues due to the Contractor's operations.
  - (j) Ensure that proper cleanup occurs from vehicle tracking on paved surfaces or any location where sediment leaves the Right-of-Way.
  - (k) Have available a set of erosion and sediment control/stormwater plans that are initialed and include the installation date of Best Management Practices. These practices shall include temporary and permanent groundcover and be properly updated to reflect necessary plan and field changes for use and review by Department personnel as well as regulatory agencies.
- (2) Requirements set forth under the NPDES Permit - The Department's NPDES Stormwater permit (NCS000250) outlines certain objectives and management measures pertaining to construction activities. The permit references *NCG010000, General Permit to Discharge Stormwater* under the NPDES, and states that the Department shall incorporate the applicable requirements into its delegated Erosion and Sediment Control Program for construction activities disturbing one or more acres of land. The Department further incorporates these requirements on all contracted bridge and culvert work at jurisdictional waters, regardless of size. Some of the requirements are, but are not limited to:
- (a) Control project site waste to prevent contamination of surface or ground waters of the state, i.e. from equipment operation/maintenance, construction materials, concrete washout, chemicals, litter, fuels, lubricants, coolants, hydraulic fluids, any other petroleum products, and sanitary waste.
  - (b) Inspect erosion and sediment control/stormwater devices and stormwater discharge outfalls at least once every 7 calendar days and within 24 hours after a rainfall event equal to or greater than 1.0 inch that occurs within a 24 hour period. Additional monitoring may be required at the discretion of Division of Water Resources personnel if the receiving stream is 303(d)

- listed for turbidity and the project has had documented problems managing turbidity.
- (c) Maintain an onsite rain gauge or use the Department's Multi-Sensor Precipitation Estimate website to maintain a daily record of rainfall amounts and dates.
  - (d) Maintain erosion and sediment control/stormwater inspection records for review by Department and Regulatory personnel upon request.
  - (e) Implement approved reclamation plans on all borrow pits, waste sites and staging areas.
  - (f) Maintain a log of turbidity test results as outlined in the Department's Procedure for Monitoring Borrow Pit Discharge.
  - (g) Provide secondary containment for bulk storage of liquid materials.
  - (h) Provide training for employees concerning general erosion and sediment control/stormwater awareness, the Department's NPDES Stormwater Permit NCS000250 requirements, and the applicable requirements of the *General Permit, NCG010000*.
  - (i) Report violations of the NPDES permit to the Engineer immediately who will notify the Division of Water Quality Regional Office within 24 hours of becoming aware of the violation.
- (3) Quality Control Program - Maintain a quality control program to control erosion, prevent sedimentation and follow provisions/conditions of permits. The quality control program shall:
- (a) Follow permit requirements related to the Contractor and subcontractors' construction activities.
  - (b) Ensure that all operators and subcontractors on site have the proper erosion and sediment control/stormwater certification.
  - (c) Notify the Engineer when the required certified erosion and sediment control/stormwater personnel are not available on the job site when needed.
  - (d) Conduct the inspections required by the NPDES permit.
  - (e) Take corrective actions in the proper timeframe as required by the NPDES permit for problem areas identified during the NPDES inspections.
  - (f) Incorporate erosion control into the work in a timely manner and stabilize disturbed areas with mulch/seed or vegetative cover on a section-by-section basis.
  - (g) Use flocculants approved by state regulatory authorities where appropriate and where required for turbidity and sedimentation reduction.
  - (h) Ensure proper installation and maintenance of temporary erosion and sediment control devices.
  - (i) Remove temporary erosion or sediment control devices when they are no longer necessary as agreed upon by the Engineer.
  - (j) The Contractor's quality control and inspection procedures shall be subject to review by the Engineer. Maintain NPDES inspection records and make records available at all times for verification by the Engineer.

(B) *Certified Foreman* - At least one Certified Foreman shall be onsite for each type of work listed herein during the respective construction activities to control erosion, prevent sedimentation and follow permit provisions:

- (1) Foreman in charge of grading activities
- (2) Foreman in charge of bridge or culvert construction over jurisdictional areas
- (3) Foreman in charge of utility activities

The Contractor may request to use the same person as the Level II Supervisor and Level II Foreman. This person shall be onsite whenever construction activities as described above are taking place. This request shall be approved by the Engineer prior to work beginning.

The Contractor may request to name a single Level II Foreman to oversee multiple construction activities on small bridge or culvert replacement projects. This request shall be approved by the Engineer prior to work beginning.

(C) *Certified Installers* - Provide at least one onsite, Level I Certified Installer for each of the following erosion and sediment control/stormwater crew:

- (1) Seeding and Mulching
- (2) Temporary Seeding
- (3) Temporary Mulching
- (4) Sodding
- (5) Silt fence or other perimeter erosion/sediment control device installations
- (6) Erosion control blanket installation
- (7) Hydraulic tackifier installation
- (8) Turbidity curtain installation
- (9) Rock ditch check/sediment dam installation
- (10) Ditch liner/matting installation
- (11) Inlet protection
- (12) Riprap placement
- (13) Stormwater BMP installations (such as but not limited to level spreaders, retention/detention devices)
- (14) Pipe installations within jurisdictional areas

If a Level I *Certified Installer* is not onsite, the Contractor may substitute a Level II Foreman for a Level I Installer, provided the Level II Foreman is not tasked to another crew requiring Level II Foreman oversight.

(D) *Certified Designer* - Include the certification number of the Level III Certified Designer on the erosion and sediment control/stormwater component of all reclamation plans and if applicable, the certification number of the Level III Certified Designer on the design of the project erosion and sediment control/stormwater plan.

**Preconstruction Meeting**

Furnish the names of the *Certified Erosion and Sediment Control/Stormwater Supervisor*, *Certified Foremen*, *Certified Installers* and *Certified Designer* and notify the Engineer of changes in certified personnel over the life of the contract within 2 days of change.

**Ethical Responsibility**

Any company performing work for the North Carolina Department of Transportation has the ethical responsibility to fully disclose any reprimand or dismissal of an employee resulting from improper testing or falsification of records.

**Revocation or Suspension of Certification**

Upon recommendation of the Chief Engineer to the certification entity, certification for *Supervisor*, *Certified Foremen*, *Certified Installers* and *Certified Designer* may be revoked or suspended with the issuance of an *Immediate Corrective Action (ICA)*, *Notice of Violation (NOV)*, or *Cease and Desist Order* for erosion and sediment control/stormwater related issues.

The Chief Engineer may recommend suspension or permanent revocation of certification due to the following:

- (A) Failure to adequately perform the duties as defined within this certification provision.
- (B) Issuance of an ICA, NOV, or Cease and Desist Order.
- (C) Failure to fully perform environmental commitments as detailed within the permit conditions and specifications.
- (D) Demonstration of erroneous documentation or reporting techniques.
- (E) Cheating or copying another candidate's work on an examination.
- (F) Intentional falsification of records.
- (G) Directing a subordinate under direct or indirect supervision to perform any of the above actions.
- (H) Dismissal from a company for any of the above reasons.
- (I) Suspension or revocation of one's certification by another entity.

Suspension or revocation of a certification will be sent by certified mail to the certificant and the Corporate Head of the company that employs the certificant.

A certificant has the right to appeal any adverse action which results in suspension or permanent revocation of certification by responding, in writing, to the Chief Engineer within 10 calendar days after receiving notice of the proposed adverse action.

Chief Engineer  
1536 Mail Service Center  
Raleigh, NC 27699-1536

Failure to appeal within 10 calendar days will result in the proposed adverse action becoming effective on the date specified on the certified notice. Failure to appeal within the time specified

will result in a waiver of all future appeal rights regarding the adverse action taken. The certificant will not be allowed to perform duties associated with the certification during the appeal process.

The Chief Engineer will hear the appeal and make a decision within 7 days of hearing the appeal. Decision of the Chief Engineer will be final and will be made in writing to the certificant.

If a certification is temporarily suspended, the certificant shall pass any applicable written examination and any proficiency examination, at the conclusion of the specified suspension period, prior to having the certification reinstated.

### **Measurement and Payment**

All work described within this provision and the role of Certified Erosion and Sediment Control/Stormwater Supervisor, Certified Foremen, Certified Installers and Certified Designer will be incidental to the project for which no direct compensation will be made.

### **PROCEDURE FOR MONITORING BORROW PIT DISCHARGE:**

(2-20-07) (Rev. 1-16-24)

105-16, 230, 801

SP1 G181

Water discharge from borrow pit sites shall not cause surface waters to exceed 50 NTUs (nephelometric turbidity unit) in streams not designated as trout waters and 10 NTUs in streams, lakes or reservoirs designated as trout waters. For lakes and reservoirs not designated as trout waters, the turbidity shall not exceed 25 NTUs. If the turbidity exceeds these levels due to natural background conditions, the existing turbidity level shall not be increased.

If during any operating day, the downstream water quality exceeds the standard, the Contractor shall do all of the following:

- (A) Either cease discharge or modify the discharge volume or turbidity levels to bring the downstream turbidity levels into compliance, or
- (B) Evaluate the upstream conditions to determine if the exceedance of the standard is due to natural background conditions. If the background turbidity measurements exceed the standard, operation of the pit and discharge can continue as long as the stream turbidity levels are not increased due to the discharge.
- (C) Measure and record the turbidity test results (time, date and sampler) at all defined sampling locations 30 minutes after startup and at a minimum, one additional sampling of all sampling locations during that 24-hour period in which the borrow pit is discharging.
- (D) Notify DWQ within 24 hours of any stream turbidity standard exceedances that are not brought into compliance.

During the Environmental Assessment required by Article 230-4 of the *Standard Specifications*, the Contractor shall define the point at which the discharge enters into the State's surface waters and the appropriate sampling locations. Sampling locations shall include points upstream and downstream from the point at which the discharge enters these waters. Upstream sampling location shall be located so that it is not influenced by backwater conditions and represents

natural background conditions. Downstream sampling location shall be located at the point where complete mixing of the discharge and receiving water has occurred.

The discharge shall be closely monitored when water from the dewatering activities is introduced into jurisdictional wetlands. Any time visible sedimentation (deposition of sediment) on the wetland surface is observed, the dewatering activity will be suspended until turbidity levels in the stilling basin can be reduced to a level where sediment deposition does not occur. Staining of wetland surfaces from suspended clay particles, occurring after evaporation or infiltration, does not constitute sedimentation. No activities shall occur in wetlands that adversely affect the functioning of a wetland. Visible sedimentation will be considered an indication of possible adverse impacts on wetland use.

The Engineer will perform independent turbidity tests on a random basis. These results will be maintained in a log within the project records. Records will include, at a minimum, turbidity test results, time, date and name of sampler. Should the Department's test results exceed those of the Contractor's test results, an immediate test shall be performed jointly with the results superseding the previous test results of both the Department and the Contractor.

The Contractor shall use the *NCDOT Turbidity Reduction Options for Borrow Pits Matrix*, available at <https://connect.ncdot.gov/resources/roadside/FieldOperationsDocuments/TurbidityReductionOptionSheet.pdf> to plan, design, construct, and maintain BMPs to address water quality standards. Tier I Methods include stilling basins which are standard compensatory BMPs. Other Tier I methods are noncompensatory and shall be used when needed to meet the stream turbidity standards. Tier II Methods are also noncompensatory and are options that may be needed for protection of rare or unique resources or where special environmental conditions exist at the site which have led to additional requirements being placed in the DWQ's 401 Certifications and approval letters, Isolated Wetland Permits, Riparian Buffer Authorization or a DOT Reclamation Plan's Environmental Assessment for the specific site. Should the Contractor exhaust all Tier I Methods on a site exclusive of rare or unique resources or special environmental conditions, Tier II Methods may be required by regulators on a case by case basis per supplemental agreement.

The Contractor may use cation exchange capacity (CEC) values from proposed site borings to plan and develop the bid for the project. CEC values exceeding 15 milliequivalents per 100 grams of soil may indicate a high potential for turbidity and should be avoided when dewatering into surface water is proposed.

No additional compensation for monitoring borrow pit discharge will be paid.

**NOTES TO CONTRACTOR:**

The Contractor shall not narrow or close a lane of traffic to the West Minnesott Ferry Ramp or associated loading lanes during the hours of operation (Monday thru Sunday, 5:00 AM to 11:00 PM).

If dead bats are observed during clearing, demolition, or any construction related activities, the contractor shall immediately notify the Engineer, who will then inform the Division Environmental Officer (DEO). The DEO will collect and preserve the bats for identification. If the DEO suspects dead bats of being NLEB or TCB, such bats will be placed in a freezer until coordination can be made with the USFWS Raleigh Field Office to arrange transfer.

**PROJECT SPECIAL PROVISIONS****ROADWAY****TEMPORARY CONNECTION:**

(8-15-00) (Rev. 4-21-15)

1101

SP2 R30A(Rev)

Construct the temporary connection required on this project in accordance with the typical sections in the plans or as directed by the Engineer.

After the temporary connection has served its purpose, remove the portions deemed unsuitable for use as a permanent part of the project as directed by the Engineer. Salvage and stockpile the aggregate base course removed from the temporary connection at locations within the right of way, as directed by the Engineer, for removal by State Forces. Place pavement and earth material removed from the temporary connection in embankments or dispose of in waste areas furnished by the Contractor.

Pipe culverts removed from the temporary connection remain the property of the Contractor. Pipe culverts that are removed will be measured and will be paid at the contract unit price per linear foot for *Pipe Removal*. Payment for the construction of the temporary connection will be made at the contract unit prices for the various items involved.

No direct payment will be made for removing the aggregate base course, earth material and pavement, as the cost of same shall be included in the lump sum price bid for *Grading*. Such prices and payments will be full compensation for the work of removing, salvaging, and stockpiling aggregate base course; and for placing earth material and pavement in embankments or disposing of earth material and pavement in waste areas.

**SHOULDER AND FILL SLOPE MATERIAL:**

(5-21-02)(Rev. 1-16-24)

235, 560

SP2 R45 A

**Description**

Perform the required shoulder and slope construction for this project in accordance with the applicable requirements of Section 560 and Section 235 of the *Standard Specifications*.

**Measurement and Payment**

Where the material has been obtained from an authorized stockpile or from a borrow source and *Borrow Excavation* is not included in the contract, no direct payment will be made for this work, as the cost of this work will be part of the work being paid at the contract lump sum price for *Grading*. If *Borrow Excavation* is included in this contract and the material has been obtained from an authorized stockpile or from a borrow source, measurement and payment will be as provided in Section 230 of the *Standard Specifications* for *Borrow Excavation*.

**MANUFACTURED QUARRY FINES IN EMBANKMENTS:**

(01-17-17)(Rev. 4-16-24)

235

SP02 R72

**Description**

This specification addresses the use of manufactured quarry fines that are not classified as select materials. The specification allows the Contractor an option, with the approval of the Engineer, to use manufactured quarry fines (MQFs) in embankments as a substitute for conventional borrow material. Furnish and place geotextile for subgrade stabilization in accordance with the contract. Geotextile for subgrade stabilization is required to prevent pavement cracking and provide separation between the subgrade and pavement section at embankment locations where manufactured quarry fines are utilized and as directed by the Engineer.

**Materials**

Manufactured Quarry Fines.

Site specific approval of MQFs material will be required prior to beginning construction as detailed in the preconstruction requirements of this provision.

The following MQFs are unacceptable:

- (A) Frozen material,
- (B) Material with a maximum dry unit weight of less than 90 pounds per cubic foot when tested in accordance with AASHTO T 99 Method A or C.
- (C) Material with greater than 80% by weight Passing the #200 sieve

Collect and transport MQFs in a manner that will prevent nuisances and hazards to public health and safety. Moisture condition the MQFs as needed and transport in covered trucks to prevent dusting. If MQFs are blended with natural earth material, follow Borrow Criteria in Section 1018 of the *Standard Specifications*.

**Preconstruction Requirements**

When MQFs are to be used as a substitute for earth borrow material, request written approval from the Engineer at least ninety (90) days in advance of the intent to use MQFs and include the following details:

- (A) Description, purpose and location of project.
- (B) Estimated start and completion dates of project.
- (C) Estimated volume of MQFs to be used on project with specific locations and construction details of the placement.
- (D) The names, address, and contact information for the generator of the MQFs.
- (E) Physical location of the site at which the MQFs were generated.

The Engineer will forward this information to the State Materials Engineer for review and material approval.

### Construction Methods

Place MQFs in the core of the embankment section with at least 4 feet of earth cover to the outside limits of the embankments or subgrade.

Construct embankments by placing MQFs in level uniform lifts with no more than a lift of 10 inches and compacted to at least a density of 95 percent as determined by test methods in AASHTO T 99, Determination of Maximum Dry Density and Optimum Moisture Content, Method A or C depending upon particle size of the product. Provide a moisture content at the time of compaction of within 4 percent of optimum but not greater than one percent above optimum as determined by AASHTO T 99, Method A or C.

In embankments where MQFs are incorporated, geotextile for subgrade stabilization shall be used. Refer to Article 505-2 of the *Standard Specifications* for geotextile type and Article 505-3 of the *Standard Specifications* for the geotextile construction methods.

### Measurement and Payment

*Borrow Excavation* will be measured by truck volume and paid in cubic yards in accordance with Article 230-5 of the *Standard Specifications*. As an alternate weigh tickets can be provided and payment made by converting weight to cubic yards based on the verifiable unit weight. Where the pay item for *Borrow Excavation* is not included in the original contract then no separate payment will be made for this item and payment will be included in the lump sum price bid for *Grading*.

*Geotextile for Subgrade Stabilization* will be measured and paid in accordance with Article 505-4 of the *Standard Specifications*. When the pay item for *Geotextile for Subgrade Stabilization* is not included in the original contract then no payment will be made for this item and will be considered incidental to the use of MQFs in embankment.

### **STABILIZATION OF COASTAL PLAIN SANDS:**

(11-18-14)

510

SP5 R12

### Description

As directed by the Engineer, stabilize sandy subgrade material with Class IV aggregate to prevent rutting of the subgrade prior to paving directly on the subgrade. Remove material as needed in cut areas prior to placing the Class IV aggregate.

### Materials

Refer to Division 10.

### Item

Select Material, Class IV

### Section

1016

Use Class IV Select Material for Class IV Aggregate Stabilization.

**Construction Methods****Class IV Aggregate Stabilization**

As directed by the Engineer, place aggregate by end dumping aggregate on approved subgrade soils to provide a working platform and reduce wheel rutting of subgrade material. Place the Class IV aggregate stabilization to a thickness of 2 to 3 inches.

**Maintenance**

Maintain aggregate stabilization in an acceptable condition and minimize the use of heavy equipment on aggregate in order to avoid damaging the subgrade. Provide and maintain drainage ditches and drains as required to prevent entrapping water in aggregate stabilization.

**Measurement and Payment**

*Class IV Aggregate Stabilization* will be measured and paid in tons. Aggregate will be measured by weighing in trucks in accordance with Article 106-7. The contract unit price for *Class IV Aggregate Stabilization* will be full compensation for furnishing, hauling, handling, placing, mixing, compacting and maintaining aggregate.

The work to excavate material to place Class IV Aggregate Stabilization below subgrade is considered incidental to the work of placing the aggregate and no separate payment will be made.

Payment will be made under:

<b>Pay Item</b>	<b>Pay Unit</b>
Class IV Aggregate Stabilization	Ton

**PRICE ADJUSTMENT - ASPHALT BINDER FOR PLANT MIX:**

(11-21-00)(Rev. 1-16-24)

620

SP6 R25

Price adjustments for asphalt binder for plant mix will be made in accordance with Section 620 of the *Standard Specifications*.

The base price index for asphalt binder for plant mix is **\$ 555.00** per ton.

This base price index represents an average of F.O.B. selling prices of asphalt binder at supplier's terminals on **December 1, 2025**.

**DELETION OF FINAL SURFACE TESTING REQUIREMENTS:**

(1-20-25)

610

SP6 R045A

Revise the *Standard Specifications* as follows:

**Pages 6-24 to 6-30, Article 610-13 FINAL SURFACE TESTING AND ACCEPTANCE**, delete Article 610-13 in its entirety.

**GATE REPLACEMENT****(SPECIAL)****Description**

Provide and install a new rolling gate at the existing ferry exit driveway in accordance with the plans, Section 866 of the *Standard Specifications*, and the provisions herein.

**Construction Requirements**

At the driveway exit, provide a new rolling gate matching the height of the existing surrounding chain link fence. The gate shall have vertical posts, top and bottom rails, and bracing similar to the existing rolling gate and in accordance with the manufacturer's recommendations. Barbed wire with extension arms shall be provided on the rolling gate in accordance with the Chain Link Fencing with Barbed Wire on Extension Arms Special Provision.

The length of the rolling gate shall be such that it can fully span the widened exit with post terminal posts offset from the exit pavement at least three feet from the edge of pavement.

The gate shall freely roll along the wheels attached to the posts or as otherwise approved by the Engineer. The gate shall include the necessary hardware to ensure that the rolling gate can be locked to the terminal post. Provide a lock with keys as directed by the Engineer.

The gate shall be installed prior to any demolition or construction at the driveway exit, such that the new rolling gate can be fully closed and locked at the end of each day of Ferry Operations.

**Measurement and Payment**

*Gate Replacement* will be measured and paid as each for the actual number of gate replacements incorporated into the completed and accepted work. Such price and payment will be full compensation for all work covered by this provision including but not limited to furnishing and installing all supplemental posts, fittings, hardware, locks and keys, and all other materials, labor, tools, equipment, and incidentals necessary to complete the work.

Payment will be made under:

<b>Pay Item</b>	<b>Pay Unit</b>
Gate Replacement	Each

**CHAIN LINK FENCING WITH BARBED WIRE ON EXTENSION ARMS:**

(7-1-95)(Rev. 1-16-24)

866

SP8 R100

**Description**

Provide and install **72"** chain link fencing and any gates with barbed wire on extension arms in accordance with the plans, Section 866 of the *Standard Specifications*, and the provisions herein.

### **Construction Methods**

On all **chain link** fencing and gates on this project, place three strands of barbed wire placed at the top of the fence fabric. Attach the barbed wire to extension arms that are to be fitted to the post tops.

Provide extension arms constructed to locate the top most strand of barbed wire approximately 12 inches above and approximately 12 inches out from the top rail. Space all strands of barbed wire at an approximately equal distance from each other. Make provisions for supporting the top rail. The arm shall make a 45 degree angle with the post, and be an item of standard manufacture. Have samples of extension arms to be used on the project approved prior to their installation.

Fabricate the extension arms from pressed steel or malleable wrought iron, or either of these materials in conjunction with a cast base. Provide a minimum weight of the arm material of 14 gauge. Provide a complete arm assembly of sufficient strength to support the barbed wire when stretched to proper tension. Galvanize all arms in accordance with ASTM A153.

Erect extension arms so as to point away from the pavement. Splicing of barbed wire between the arms will not be permitted. Use a method of attaching barbed wire to the arms acceptable to the Engineer.

### **Measurement and Payment**

No direct payment will be made for furnishing and installing the barbed wire and extension arms as such work will be considered incidental to other work being paid by the various fencing items in the contract.

### **ELECTRONIC TICKETING SYSTEM:**

(7-16-24)(Rev. 12-17-24)

1020

SP10 R20

### **Description**

At the contractor's option, the use of an electronic ticketing system for reporting individual and cumulative asphalt material deliveries may be utilized on this project. At the preconstruction conference, the contractor shall notify the Engineer if they intend to utilize an electronic ticketing system for reporting individual and cumulative asphalt material deliveries to the project.

### **Electronic Ticketing Requirements**

- a. The electronic ticketing system must be fully integrated with the load read-out system at the plant. The system shall be designed so data inputs from scales cannot be altered by either the Contractor or the Department.
- b. Material supplier must test to confirm that ticketing data can be shared from the originating system no less than 30 days prior to project start.

- c. After each truck is loaded, ticket data must be electronically captured, and ticket information uploaded via Application Programming Interface (API) to the Department.
- d. Obtain security token from NCDOT for access to E-Ticketing portal (to send tickets). To request a Security Key, fill out the below E-Ticketing Security Request Form: <https://forms.office.com/g/XnT7QeRtgt>
- e. Obtain API from NCDOT containing the required e-ticketing data fields and format. Download the API from the NCDOT E-ticketing Webpage: <https://connect.ncdot.gov/projects/construction/E-Ticketing/Pages/default.aspx>
- f. Provide all ticket information in real time and daily summaries to the Department's designated web portal. If the project contains locations with limited cellular service, an alternative course of action must be agreed upon.
- g. Electronic ticketing submissions must be sent between the Material Supplier and the Department.
- h. The electronic ticket shall contain the following information:

Date  
Contract Number  
Supplier Name  
Contractor Name  
Material  
JMF  
Gross Weight  
Tare Weight  
Net Weight  
Load Number  
Cumulative Weight  
Truck Number  
Weighmaster Certification  
Weighmaster Expiration  
Weighmaster Name  
Facility Name  
Plant Certification Number  
Ticket Number  
Hauling Firm (optional)  
Voided Ticket Number (if necessary)  
Original Ticket Number (if necessary)  
Supplier Revision (If necessary)

The Contractor/supplier can use the electronic ticketing system of their choice to meet the requirements of this provision.

**Measurement and Payment**

No measurement or payment will be made for utilizing an electronic ticketing system as the cost of such shall be included in the contract price bid for the material being provided.

**GLASS BEAD GRADATION FOR PAVEMENT MARKINGS:**

(9-17-24)

1087

SP10 R87

Revise the *Standard Specifications* as follows:

**Page 10-187, Subarticle 1087-4(C), Gradation & Roundness, after line 6, delete and replace Table 1087-2 with the following:**

<b>TABLE 1087-2</b>		
<b>GLASS BEAD GRADATION REQUIREMENTS</b>		
<b>Sieve Size</b>	<b>Gradation Requirements</b>	
	<b>Minimum</b>	<b>Maximum</b>
Passing #20	100%	--
Retained on #30	5%	15%
Retained on #50	40%	80%
Retained on #80	15%	40%
Passing #80	0%	10%
Retained on #200	0%	5%

**FLAGGERS:**

(12-17-24)(Rev. 12-23-25)

1150

SP11 R50

Revise Section 1150 of the *Standard Specification* as follows:

**Page 11-13, Article 1150-1, DESCRIPTION, add the following after line 31:**

Alternatively, at the discretion of the Contractor, the Contractor may furnish, install, place in operation, repair, maintain, relocate, and remove remotely controlled Automated Flagging Assistance Devices (AFAD) or Temporary Portable Traffic Signal units (PTS units) to assist, supplement, or replace human flaggers for one-lane, two-way traffic maintenance during construction in accordance with this provision and the *Standard Specifications*.

For the purpose of this provision, an "approach" refers to a single lane of traffic moving in one direction toward a point of control or work zone. Flaggers, AFAD and PTS units are only used to control one lane of approaching traffic in a specific direction.

**Page 11-13, Article 1150-2, MATERIALS, add the following after line 34:**

Provide documentation to the Engineer that the AFAD or PTS units meets or exceeds the requirements of this special provision and is on the NCDOT APL or ITS and Signals QPL.

**(A) Automated Flagging Assistance Devices (AFAD)****(1) AFAD General**

Cover the automated gate arm with Department approved Type VII, VIII or IX retroreflective sheeting of vertical alternating red and white stripes at 16 inch intervals measured horizontally. When the gate arm is in the down position the minimum vertical aspect of the arm and sheeting shall be 4 inches. The retroreflectorized sheeting shall be on both sides of the gate arm. With the AFAD parked or positioned 2 feet outside or in a location deemed acceptable for the lane being controlled, the gate arm shall reach at least to the center of the lane but shall not exceed the width of the lane being controlled.

Design the system to be fail-safe. Provide a conflict monitor, malfunction monitoring unit, or similar device that monitors for malfunctions and prevents the display of conflicting indications. This system shall be electronic and operated by remote control.

## **(2) AFAD Type I System: RED/YELLOW**

Provide a Red/Yellow AFAD with at least one set of CIRCULAR RED and CIRCULAR YELLOW lenses in a vertical configuration that are 12 inches in diameter. The bottom of the housing (including brackets) shall be at least 7 feet (2.1 meters) above the pavement.

This system is required to have yellow 12 inch aluminum or polycarbonate vehicle signal heads with 10 inch tunnel visors, backplates, and Light Emitting Diode (LED) modules. Provide signal heads, backplates, and LED modules listed on the ITS and Signals QPL available on the Department's website.

Provide an automated gate arm on the AFAD that descends to a down position across the approaching lane of traffic when the steady CIRCULAR RED lens is illuminated and then ascends to an upright position when the flashing CIRCULAR YELLOW lens is illuminated. The automated gate arm is to be designed such that if a motorist pulls underneath the gate arm while lowering, no damage to the vehicle occurs.

A STOP HERE ON RED (R10-6 or R10-6a) sign shall be installed on the right-hand side of the approach at the point at which drivers are expected to stop when the steady CIRCULAR RED lens is illuminated.

**To stop traffic, the AFAD shall transition from the flashing CIRCULAR YELLOW lens by initiating a minimum 5 second steadily illuminated CIRCULAR YELLOW lens followed by the CIRCULAR RED lens.**

**Once the CIRCULAR RED lens is displayed, the system is to have a minimum 2 second delay between the time the steady CIRCULAR RED is displayed and the time the gate arm begins to lower. The maximum delay between CIRCULAR RED and the time the gate arm lowers is 4 seconds. To permit stopped road users to proceed, the AFAD shall display the flashing CIRCULAR YELLOW lens and the gate arm shall be placed in the upright position.**

Ensure the system monitors for a lack of yellow or red signal voltage, total loss of indication in any direction, presence of multiple indications on any approach and low power conditions.

Additional sets of CIRCULAR RED and CIRCULAR YELLOW lenses located over the roadway or on the left side of the approach and operated in unison with the primary set, may be used to improve visibility of the AFAD. If the set of lenses is located over any portion of the roadway that can be used by motor vehicles, the bottom of the housing (including brackets) shall be at least 15 feet (4.6 meters) above the pavement.

### **(3) AFAD Type II System: STOP/SLOW**

Provide STOP/SLOW signs that are octagonal in shape, made of rigid material, and at least 36 inch x 36 inch in size. Letters shall be a minimum of 8 inches high. The STOP face shall have a red background with white letters and border.

The SLOW face shall be diamond shaped, orange, or yellow background with black letters and border. Cover both faces in a Department approved Type VII, VIII or IX retroreflective sheeting. The minimum mounting height for the sign faces shall be 7 feet above the pavement to the bottom of the sign.

The AFAD's STOP/SLOW signs shall be supplemented with active conspicuity devices by incorporating a stop beacon (red lens) and a warning beacon (yellow lens). The stop beacon shall be no more than 24 inches above the STOP face. Mount the warning beacon no more than 24 inches above or beside of the SLOW face. Except for the mounting locations, the beacons shall conform to the provisions of Chapter 4L of the MUTCD and have 12 inch signal lenses.

Strobe/flashing lights are an acceptable alternative to flashing beacons. If utilized, they shall be either white or red flashing lights located within the STOP face and white or yellow flashing lights within the SLOW face and conform to the provisions of Chapter 6D of the MUTCD. If used, the lens diameter shall be a minimum of 5 inches with a minimum height of 6 inches. Equip strobes/flashing lights for both dual and quad flash patterns.

Type B warning lights shall not be used in lieu of the beacons or the strobe lights.

The faces of the AFADs STOP/SLOW sign may include louvers. If louvers are used, design the louvers such that the aspect of the sign face to approaching traffic is a full sign face at a distance of 50 feet or greater.

A WAIT ON STOP (R1-7) sign and a GO ON SLOW (R1-8) sign shall be displayed to traffic approaching the AFAD. Position signs on the same support structure as the AFAD. Both signs shall have black legends and borders on white Type III sheeting backgrounds. Each of these signs shall be rectangular in shape and be at least 24 inch x 30 inch size with letters at least 6 inches high.

Provide an automated gate arm on the AFAD that descends to a down position across the approaching lane of traffic when the STOP face is displayed and then ascends to an upright position when the SLOW face is displayed.

The automated gate arm is to be designed such that if a motorist pulls underneath the gate arm while lowering, no damage to the vehicle occurs.

A STOP HERE ON RED (R10-6 or R10-6a) sign shall be installed on the right-hand side of the approach at the point at which drivers are expected to stop when the STOP face is displayed.

When approaching motorists are to proceed, display the SLOW face and the warning beacon or strobes are to flash on the AFAD. When approaching motorists are will be stopped, display the STOP face and the stop beacon or strobes are to flash on the AFAD.

**To stop traffic, the AFAD will transition from the SLOW face to the STOP face by initiating a minimum 5 second change cycle. First, the warning beacon is to be steadily illuminated for the change cycle. If strobes are used in lieu of a warning beacon, they are to be placed in the quad flash pattern. At the end of the change cycle, the STOP face is to be displayed with the stop beacon flashing and the warning beacon or strobes are to stop flashing. Once the STOP face is displayed, the system is to have a minimum 2 second delay between the time the STOP face is displayed and the time the gate arm begins to lower. The maximum delay between the time the STOP face is displayed and the time the gate arm lowers is 4 seconds.**

**To permit stopped road users to proceed, the gate arm shall be placed in the upright position and the AFAD shall display the SLOW face and the warning beacon or strobes are to flash in the dual flash pattern.**

Do not flash the stop beacon when the SLOW face is displayed, and do not flash the warning beacon when the STOP face is displayed.

#### **(B) Portable Traffic Signals (PTS) Units**

Provide PTS units with at least one set of CIRCULAR RED, CIRCULAR YELLOW, and CIRCULAR GREEN lenses in a vertical configuration that are 12 inch diameter aluminum or polycarbonate vehicle signal heads with 10 inch tunnel visors, backplates, and Light Emitting Diode (LED) modules. All signal heads, tunnel visors, and backplates shall be yellow in color.

The bottom of the housing (including brackets) shall be at least 7 feet above the pavement for single set units. Additional signal heads on units with more than one signal head shall be capable of extending over the travel lane.

#### **Communication Requirements**

All PTS units within the signal set up systems shall maintain communication at all times by either hardwire cable or wireless radio link communication. If the hardwire cable communication is utilized the communication cable shall be deployed in a manner that will not intrude in the direct work area of the project or obstruct vehicular and pedestrian traffic. Utilize radio communication with 900MHz frequency band and frequency

hopping capability. The radio link communication system shall have a minimum range of 1 mile.

### **Fault Mode Requirements**

Revert PTS units to a flashing red mode upon system default unless otherwise specified by the Engineer. Equip the PTS units with a remote monitoring system. Where cell communication availability exists, the remote monitoring system shall adhere to the remote monitoring system section of this provision.

### **Remote Monitoring System**

The remote monitoring system (RMS) shall be capable of reporting signal location, battery voltage / battery history and system default. Provide a password protected website viewable from any computer with internet capability for the RMS. In the event of a system default, the RMS shall provide specific information concerning the cause of the system default (i.e. red lamp on signal number 1). Equip the RMS with a mechanism capable of immediately contacting a minimum of three previously designated individuals via text messaging and/or email upon a default.

The running program operating the PTS units shall be always available and viewable through the RMS website. Maintain a history of the RMS operating system in each signal including operating hours and events and the location of the PTS units.

### **Trailer / Cart**

The AFAD and PTS units may be mounted on either a trailer or a moveable cart system.

Finish all exterior metal surfaces with Federal orange enamel per AMS-STD-595, color chip ID# 13538 or 12473 respectively with a minimum paint thickness of 2.5 mils (64 microns).

Design and test the AFAD or PTS units trailer / cart to withstand an 80 MPH wind load while in the operational position. Provide independent certification that the assembly meets the design wind load.

Equip the AFAD or PTS units with leveling jacks capable of stabilizing the unit in a horizontal position when located on slopes 6:1 or flatter.

Equip trailers in compliance with North Carolina Law governing motor vehicles and include a 12-volt trailer lighting system complying with *Federal Motor Carrier Safety Regulations 393*, safety chains and a minimum 2 inch ball hitch.

Provide a minimum 4 inch wide strip of fluorescent conspicuity sheeting retroreflective sheeting to the frame of the trailer. Apply the sheeting to all sides of the trailer. The sheeting shall meet the ASTM requirements of Type VII, VIII or IX.

**Power System**

Design the systems to operate both with and without an external power source. Furnish transmitters, generators, batteries, controls and all other components necessary to operate the device.

Provide equipment that is solar powered and supplemented with a battery backup system that includes a minimum 110/120 VAC powered on-board charging system capable of powering the unit for 7 continuous days with no solar power. Each unit shall also be capable of being powered by standard 110/120 VAC power sources, if applicable.

Locate batteries and electronic controls in a locked, weather and vandal resistant housings.

**Page 11-14, Article 1150-3, CONSTRUCTION METHODS**, add the following after line 11:

Flaggers shall have a path to escape an errant approaching vehicle at all times, unimpeded by barrier, guardrail, guiderail, parked vehicles, construction materials, slopes steeper than 2:1, or any other obstruction at all times. If an unimpeded path cannot be maintained, the Contractor shall use AFAD or PTS units in lieu of a flagger.

Provide documentation to the Engineer prior to deploying the device that the AFAD or PTS units operator(s) are qualified flagger(s) that have been properly trained through an NCDOT approved training agency or other NCDOT approved training provider and that the qualified flagger(s) have received manufacturer training to operate that specific device. This training shall include proper installation, remote control operation, central control systems and maintenance of the AFAD or PTS units. The training shall take place off the project site where training conditions are removed from live traffic. The documentation shall include the names of the authorized trainer, the trainees, the device on which they have been trained and the date of the training. Provide updated documentation to the Engineer prior to deploying any additional operators.

Install advance warning signs and operate AFADs in accordance with the attached detail drawings in this provision.

Install advance warning signs and operate PTS units in accordance with *NCDOT Roadway Standard Drawings* No. 1101.02, Sheet 17.

AFAD and PTS units shall only be used in situations where there is only one lane of approaching traffic in the direction to be controlled. **At no time shall an AFAD unit controlling traffic through the work area be placed in an autonomous mode and/or left unattended.**

Signal timing and operation of PTS units shall be field verified and accepted by the Engineer before use.

Do not use AFAD or PTS units in locations where queueing from the AFAD or PTS units will extend to within 150 feet of a signalized intersection or railroad crossing. Do not use AFAD and PTS units as a substitute for or a replacement for a continuously operating temporary traffic control signal as described in Section 6F.84 of the MUTCD.

If used at night, illuminate each AFAD or PTS units as described in Section 6D of the MUTCD.

Provide a complete AFAD or PTS units that is capable of being relocated as traffic conditions demand.

If AFADs or PTS units become inoperative, be prepared at all times to replace the unit with the same type and model of AFAD or PTS units, revert to human flagging operations or terminate all construction activities requiring the use of the AFAD or PTS units until the AFAD or PTS units become operative or qualified human flaggers are available.

When the work requiring the AFAD or PTS units is not pursued for 30 minutes or longer, power off each AFAD or PTS units. Removed the AFAD or PTS units from the travel lane and relocated to a minimum of 5 feet from the edge line. AFAD gate arms shall be in the upright position. Remove all traffic control devices from the road, place two cones by each AFAD or PTS units and all signs associated with the lane closure operation shall be removed or laid down. At the end of each workday, remove all AFADs or PTS units from the roadway and shoulder areas.

Ensure the system's wireless communication links continuously monitor and verify proper transmission and reception of data used to monitor and control each AFAD or PTS units. Ensure ambient mobile or other radio transmissions or adverse weather conditions do not affect the system.

In the event of a loss of communications, immediately display the flashing RED or STOP indication on all AFAD or PTS units.

### **AFAD Specific Construction Methods**

The flagger/operator controlling the AFAD units shall be on the project site at all times. If multiple AFAD units are used, one AFAD unit shall be the Main AFAD unit and all other units shall be remote AFAD units. Ensure that each device meets the physical display and operational characteristics as specified in the MUTCD.

Multiple AFAD units may be controlled with **one** flagger/operator when the AFAD units meet each of the following requirements:

- (1) AFAD units are spaced no greater than the manufacturer's recommendations.
- (2) Both AFAD units can be seen at the same time from the flagger/operator's position, or the AFAD is operating on its own secure network with malfunction detection and notification to the flagger/operator.
- (3) The flagger/operator has an unobstructed view of approaching traffic in both directions from the flagger/operator position or the AFAD is operating on its own secure network, with cameras that provide the flagger/operator an unobstructed view of approaching traffic from both directions. The flagger/operator may control the AFAD units from a pilot vehicle.

If any of the above requirements are not met, flagger/operator control each AFAD unit.

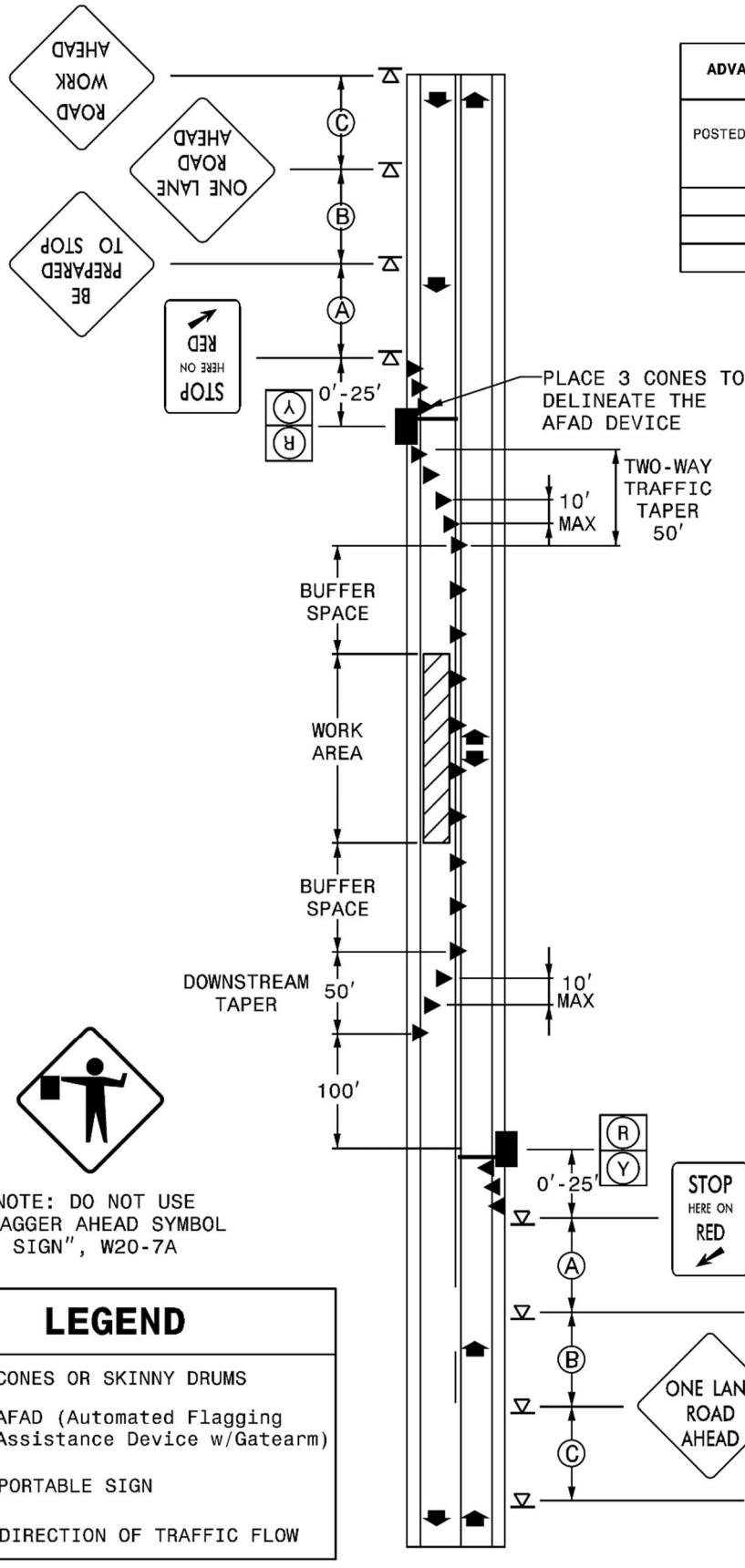
AFAD operators may either control traffic at side streets or driveways between the AFAD units or operate the pilot car while operating the AFAD system if approved by the Engineer. AFAD units must continue to be within clear sight of the operator during these work activities.

**Page 11-14, Article 1150-4, MEASUREMENT AND PAYMENT**, add the following after line 24:

Each AFAD or PTS unit will be measured and paid for as *Flaggers* paid by day in accordance with Article 1150-4 of the *Standard Specifications*. Where the pay item for *Flaggers* is not included in the original contract then no separate payment will be made for this item and payment will be included in the lump sum price bid for *Temporary Traffic Control* found elsewhere in this contract. Each approach controlled by AFAD or PTS units will be measured and paid as one flagger, irrespective of the number of devices used. If multiple PTS units are required to control a single approach, these units will collectively be considered as replacing one flagger.

No separate measurement or payment will be made for AFAD or PTS unit operators, as the cost of such including their training and operational costs shall be included in the unit or lump sum price for *Flaggers* or *Temporary Traffic Control*. Such price and payment also includes the relocation, maintenance, and removal during repair periods of AFAD or PTS units as well as the signal controller, communication, vehicle detection system, traffic signal software of PTS units and any other incidentals necessary to complete the work.

### Red/Yellow Lens AFAD (TYPE I)



ADVANCE WARNING SIGN SPACING CHART			
POSTED SPEED LIMIT (MPH)	RECOMMENDED DISTANCE BETWEEN SIGNS FEET (+/-) SEE NOTE #1		
	(A)	(B)	(C)
≤ 35	200	200	200
40-50	350	350	350
55	500	500	500

DESIGN SPEED (MPH)	BUFFER SPACE (FEET)
30	85
35	120
40	155
45	195
50	240
55	290
60	345
65	405
70	470
75	540
80	615

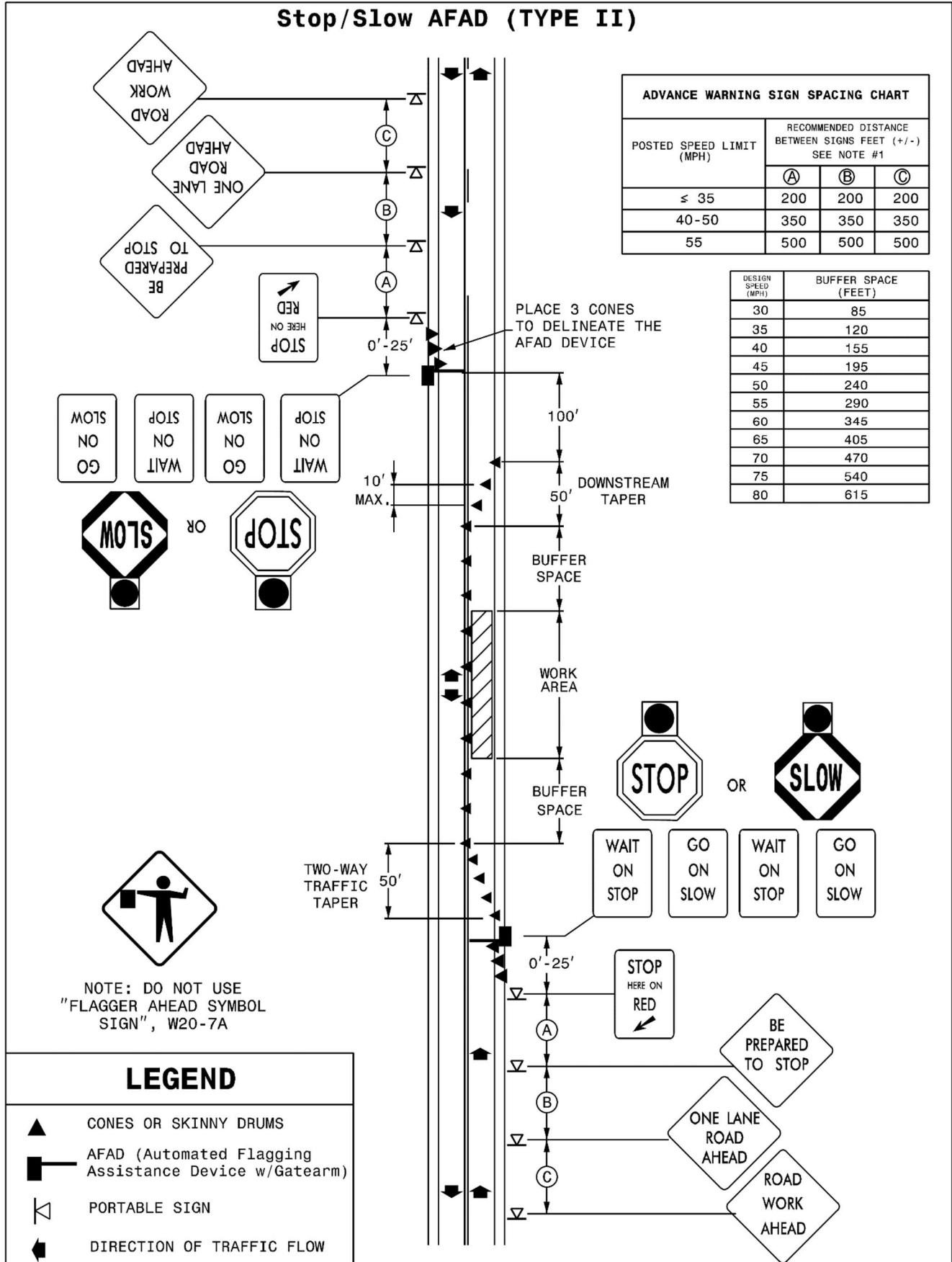
**LEGEND**

- CONES OR SKINNY DRUMS
- AFAD (Automated Flagging Assistance Device w/Gatearm)
- PORTABLE SIGN
- DIRECTION OF TRAFFIC FLOW

**Stop/Slow AFAD (TYPE II)**

ADVANCE WARNING SIGN SPACING CHART			
POSTED SPEED LIMIT (MPH)	RECOMMENDED DISTANCE BETWEEN SIGNS FEET (+/-) SEE NOTE #1		
	(A)	(B)	(C)
≤ 35	200	200	200
40-50	350	350	350
55	500	500	500

DESIGN SPEED (MPH)	BUFFER SPACE (FEET)
30	85
35	120
40	155
45	195
50	240
55	290
60	345
65	405
70	470
75	540
80	615



NOTE: DO NOT USE "FLAGGER AHEAD SYMBOL SIGN", W20-7A

LEGEND	
	CONES OR SKINNY DRUMS
	AFAD (Automated Flagging Assistance Device w/Gatearm)
	PORTABLE SIGN
	DIRECTION OF TRAFFIC FLOW

**COIR FIBER MAT:**

(9-16-25)

1629

SP16 R05

**Page 16-9, Article 1629-2 MATERIALS, lines 22-24,** delete and replace the last paragraph with the following:

Provide #3 or #4 uncoated reinforcing steel anchors, 24 inches in length, bent into a U-shape with a 4-inch diameter bend and a 4-inch straight leg extending from the bend to catch and secure the coir fiber mat.

**WATTLE DEVICES:**

(1-1-24)(Rev. 9-16-25)

1642

SP16 R10

**Page 16-23, Subarticle 1642-2(B) Wattle, lines 10-12,** delete and replace with the following:

**(B) Wattle and Wattle Barrier**

Wattles shall meet Table 1642-1.

<b>TABLE 1642-1 100% CURLED WOOD (EXCELSIOR) FIBERS - WATTLE</b>	
<b>Property</b>	<b>Property Value</b>
Minimum Diameter	12 inches
Minimum Density	2.5 pcf +/- 10%
Net Material	Synthetic
Net Openings	1 inch x 1 inch
Net Configuration	Totally Encased
Minimum Weight	20 lb +/- 10% per 10 foot length

Coir Fiber Wattles shall meet Table 1642-2.

<b>TABLE 1642-2 100% COIR (COCONUT) FIBERS WATTLE</b>	
<b>Property</b>	<b>Property Value</b>
Minimum Diameter	12 inches
Minimum Density	3.5 pcf +/- 10%
Net Material	Coir Fiber
Net Openings	2 inch x 2 inch
Net Strength	90 lb
Minimum Weight	2.6 pcf +/- 10%

Wattle Barriers shall meet Table 1642-3.

<b>TABLE 1642-3</b>	
<b>100% CURLED WOOD (EXCELSIOR) FIBERS – WATTLE BARRIER</b>	
<b>Property</b>	<b>Property Value</b>
Minimum Diameter	18 inches
Minimum Density	2.9 pcf +/- 10%
Net Material	Synthetic
Net Openings	1 inch x 1 inch
Net Configuration	Totally Encased
Minimum Weight	5 pcf +/- 10%

Coir Fiber Wattle Barriers shall meet Table 1642-4.

<b>TABLE 1642-4</b>	
<b>100% COIR (COCONUT) FIBERS WATTLE BARRIER</b>	
<b>Property</b>	<b>Property Value</b>
Minimum Diameter	18 inches
Minimum Density	5 pcf +/- 10%
Net Material	Coir Fiber
Net Openings	2 inch x 2 inch
Net Strength	90 lb
Minimum Weight	10 pcf +/- 10%

**Pages 16-24 & 16-25, Article 1642-5 MEASUREMENT AND PAYMENT, lines 42-47 & lines 1-2,** delete and replace with the following:

*Wattle* will be measured and paid for by the actual number of linear feet of wattles which are installed and accepted. Such price and payment will be full compensation for all work covered by this section, including, but not limited to, furnishing all materials, labor, equipment and incidentals necessary to install the *Wattle*.

*Coir Fiber Wattles* will be measured and paid for by the actual number of linear feet of coir fiber wattles which are installed and accepted. Such price and payment will be full compensation for all work covered by this section, including, but not limited to, furnishing all materials, labor, equipment and incidentals necessary to install the *Coir Fiber Wattles*.

*Wattle Barrier* will be measured and paid as the actual number of linear feet of wattle barrier installed and accepted. Such price and payment will be full compensation for all work covered by this provision, including, but not limited to, furnishing all materials, labor, equipment and incidentals necessary to install the *Wattle Barrier*.

*Coir Fiber Wattle Barrier* will be measured and paid as the actual number of linear feet of coir fiber wattle barrier installed and accepted. Such price and payment will be full compensation for all work covered by this provision, including, but not limited to, furnishing all materials, labor, equipment and incidentals necessary to install the *Coir Fiber Wattle Barrier*.

**Page 16-25, Article 1642-5 MEASUREMENT AND PAYMENT, after line 9,** delete and replace “ \_\_\_ Wattle Check” with “Wattle”.

**Page 16-25, Article 1642-5 MEASUREMENT AND PAYMENT, after line 9,** delete and replace “ \_\_\_ Wattle Barrier” with “Wattle Barrier”.

**Page 16-25, Article 1642-5 MEASUREMENT AND PAYMENT, after line 9,** add the following:

<b>Pay Item</b>	<b>Pay Unit</b>
Coir Fiber Wattle	Linear Foot
Coir Fiber Wattle Barrier	Linear Foot

**STANDARD SPECIAL PROVISION**  
**AVAILABILITY OF FUNDS – TERMINATION OF CONTRACTS**

(5-20-08)(Rev. 1-16-24)

Z-2

*General Statute 143C-6-11. (h) Highway Appropriation* is hereby incorporated verbatim in this contract as follows:

(h) Amounts Encumbered. – Transportation project appropriations may be encumbered in the amount of allotments made to the Department of Transportation by the Director for the estimated payments for transportation project contract work to be performed in the appropriation fiscal year. The allotments shall be multiyear allotments and shall be based on estimated revenues and shall be subject to the maximum contract authority contained in *General Statute 143C-6-11(c)*. Payment for transportation project work performed pursuant to contract in any fiscal year other than the current fiscal year is subject to appropriations by the General Assembly. Transportation project contracts shall contain a schedule of estimated completion progress, and any acceleration of this progress shall be subject to the approval of the Department of Transportation provided funds are available. The State reserves the right to terminate or suspend any transportation project contract, and any transportation project contract shall be so terminated or suspended if funds will not be available for payment of the work to be performed during that fiscal year pursuant to the contract. In the event of termination of any contract, the contractor shall be given a written notice of termination at least 60 days before completion of scheduled work for which funds are available. In the event of termination, the contractor shall be paid for the work already performed in accordance with the contract specifications.

Payment will be made on any contract terminated pursuant to the special provision in accordance with Subarticle 108-13(D) of the *Standard Specifications*.

**STANDARD SPECIAL PROVISION**  
**NCDOT GENERAL SEED SPECIFICATION FOR SEED QUALITY**

(5-17-11)

Z-3

Seed shall be sampled and tested by the North Carolina Department of Agriculture and Consumer Services, Seed Testing Laboratory. When said samples are collected, the vendor shall supply an independent laboratory report for each lot to be tested. Results from seed so sampled shall be final. Seed not meeting the specifications shall be rejected by the Department of Transportation and shall not be delivered to North Carolina Department of Transportation warehouses. If seed has been delivered it shall be available for pickup and replacement at the supplier's expense.

Any re-labeling required by the North Carolina Department of Agriculture and Consumer Services, Seed Testing Laboratory, that would cause the label to reflect as otherwise specified herein shall be rejected by the North Carolina Department of Transportation.

Seed shall be free from seeds of the noxious weeds Johnsongrass, Balloonvine, Jimsonweed, Witchweed, Itchgrass, Serrated Tussock, Showy Crotalaria, Smooth Crotalaria, Sicklepod, Sandbur, Wild Onion, and Wild Garlic. Seed shall not be labeled with the above weed species on the seed analysis label. Tolerances as applied by the Association of Official Seed Analysts will NOT be allowed for the above noxious weeds except for Wild Onion and Wild Garlic.

Tolerances established by the Association of Official Seed Analysts will generally be recognized. However, for the purpose of figuring pure live seed, the found pure seed and found germination percentages as reported by the North Carolina Department of Agriculture and Consumer Services, Seed Testing Laboratory will be used. Allowances, as established by the NCDOT, will be recognized for minimum pure live seed as listed on the following pages.

The specifications for restricted noxious weed seed refers to the number per pound as follows:

<u>Restricted Noxious Weed</u>	<u>Limitations per Lb. Of Seed</u>	<u>Restricted Noxious Weed</u>	<u>Limitations per Lb. of Seed</u>
Blessed Thistle	4 seeds	Cornflower (Ragged Robin)	27 seeds
Cocklebur	4 seeds	Texas Panicum	27 seeds
Spurred Anoda	4 seeds	Bracted Plantain	54 seeds
Velvetleaf	4 seeds	Buckhorn Plantain	54 seeds
Morning-glory	8 seeds	Broadleaf Dock	54 seeds
Corn Cockle	10 seeds	Curly Dock	54 seeds
Wild Radish	12 seeds	Dodder	54 seeds
Purple Nutsedge	27 seeds	Giant Foxtail	54 seeds
Yellow Nutsedge	27 seeds	Horsenettle	54 seeds
Canada Thistle	27 seeds	Quackgrass	54 seeds
Field Bindweed	27 seeds	Wild Mustard	54 seeds
Hedge Bindweed	27 seeds		

Seed of Pensacola Bahiagrass shall not contain more than 7% inert matter, Kentucky Bluegrass, Centipede and Fine or Hard Fescue shall not contain more than 5% inert matter whereas a maximum of 2% inert matter will be allowed on all other kinds of seed. In addition, all seed

shall not contain more than 2% other crop seed nor more than 1% total weed seed. The germination rate as tested by the North Carolina Department of Agriculture shall not fall below 70%, which includes both dormant and hard seed. Seed shall be labeled with not more than 7%, 5% or 2% inert matter (according to above specifications), 2% other crop seed and 1% total weed seed.

Exceptions may be made for minimum pure live seed allowances when cases of seed variety shortages are verified. Pure live seed percentages will be applied in a verified shortage situation. Those purchase orders of deficient seed lots will be credited with the percentage that the seed is deficient.

FURTHER SPECIFICATIONS FOR EACH SEED GROUP ARE GIVEN BELOW:

Minimum 85% pure live seed; maximum 1% total weed seed; maximum 2% total other crop seed; maximum 144 restricted noxious weed seed per pound. Seed less than 83% pure live seed will not be approved.

Sericea Lespedeza  
Oats (seeds)

Minimum 80% pure live seed; maximum 1% total weed seed; maximum 2% total other crop; maximum 144 restricted noxious weed seed per pound. Seed less than 78% pure live seed will not be approved.

Tall Fescue (all approved varieties)	Bermudagrass
Kobe Lespedeza	Browntop Millet
Korean Lespedeza	German Millet – Strain R
Weeping Lovegrass	Clover – Red/White/Crimson
Carpetgrass	

Minimum 78% pure live seed; maximum 1% total weed seed; maximum 2% total other crop seed; maximum 144 restricted noxious weed seed per pound. Seed less than 76% pure live seed will not be approved.

Common or Sweet Sundangrass

Minimum 76% pure live seed; maximum 1% total weed seed; maximum 2% total other crop seed; maximum 144 restricted noxious weed seed per pound. Seed less than 74% pure live seed will not be approved.

Rye (grain; all varieties)  
Kentucky Bluegrass (all approved varieties)  
Hard Fescue (all approved varieties)  
Shrub (bicolor) Lespedeza

Minimum 70% pure live seed; maximum 1% total weed seed; maximum 2% total other crop seed; maximum 144 noxious weed seed per pound. Seed less than 70% pure live seed will not be approved.

Centipedegrass	Japanese Millet
Crownvetch	Reed Canary Grass
Pensacola Bahiagrass	Zoysia

Creeping Red Fescue

Minimum 70% pure live seed; maximum 1% total weed seed; maximum 2% total other crop seed; maximum 5% inert matter; maximum 144 restricted noxious weed seed per pound.

Barnyard Grass  
Big Bluestem  
Little Bluestem  
Bristly Locust  
Birdsfoot Trefoil  
Indiangrass  
Orchardgrass  
Switchgrass  
Yellow Blossom Sweet Clover

**STANDARD SPECIAL PROVISION**  
**ERRATA**

(1-16-24)(Rev. 1-20-26)

Z-4

Revise the *2024 Standard Specifications* as follows:

**Division 1**

**Page 1-36, Subarticle 104-12(B) Evaluation of Proposals, line 21,** replace "Design-Build Unit" with "Alternative Delivery Unit".

**Page 1-36, Subarticle 104-12(D) Preliminary Review, line 37,** replace "Design-Build Unit" with "Alternative Delivery Unit".

**Page 1-37, Subarticle 104-12(E) Final Proposal, line 3,** replace "Design-Build Unit" with "Alternative Delivery Unit".

**Page 1-37, Subarticle 104-12(F) Design-Build VEPs, line 36,** replace "Design-Build Unit" with "Alternative Delivery Unit".

**Page 1-38, Subarticle 104-12(G) Modifications, line 1,** replace "Design-Build Unit" with "Alternative Delivery Unit".

**Division 3**

**Page 3-5, Article 305-2 MATERIALS, after line 16,** replace " 1032-3(A)(7)" with "1032-3" and add the item "Galvanized Corrugated Steel Pipe" with Section "1032-3".

**Page 3-6, Article 310-2 MATERIALS, after line 9,** add the item "Galvanized Corrugated Steel Pipe" with Section "1032-3".

**Division 6**

**Page 6-15, Article 610-1 DESCRIPTION, line 20,** replace "The work includes" with "The work includes, but is not limited to,".

**Page 6-15, Article 610-1 DESCRIPTION, line 22,** replace "applying the tack coat as specified." with "applying the tack coat in accordance with Section 605.".

**Page 6-30, Article 610-14 DENSITY ACCEPTANCE, line 39,** replace "QC process." with "QC process in accordance with Section 609.".

**Page 6-31, Article 610-16 MEASUREMENT AND PAYMENT, line 13,** replace "*Hot Mix Asphalt Pavement*" with "*Asphalt Concrete \_\_\_\_\_ Course, Type \_\_\_\_\_*".

**Page 6-50, Subarticle 661-4(A) Equipment, lines 4-7,** replace the first two sentences of the seventh paragraph with the following:

When an erected fixed stringline is utilized for longitudinal profile and cross slope control furnish and erect the necessary guide line for the equipment.

#### Division 7

**Page 7-18, Subarticle 710-10(A) General, lines 7-8,** delete “for *Surface Testing Concrete Pavement*” from the last paragraph.

#### Division 8

**Page 8-27, Article 846-1 DESCRIPTION, line 8,** delete “4 inch” from the first paragraph.

#### Division 9

**Page 9-17, Article 904-4 MEASUREMENT AND PAYMENT, prior to line 1,** replace " Sign Erection, Relocate Type (Ground Mounted)" with “Sign Erection, Relocate Type \_\_\_ (Ground Mounted)”.

#### Division 10

**Page 10-51, Article 1024-4 WATER, prior to line 1,** delete the “unpopulated blank row” in Table 1024-2 between “Time of set, deviation from control” and “Chloride Ion Content, Max.”.

**Page 10-170, Subarticle 1081-1(C) Requirements, line 4,** replace "maximum" with “minimum”.

#### Division 11

**Page 11-15, Article 1160-4 MEASUREMENT AND PAYMENT, line 24,** replace “Where barrier units are moved more than one” with “Where barrier units are moved more than once”.

#### Division 15

**Page 15-10, Article 1515-4 MEASUREMENT AND PAYMENT, lines 11,** replace " All piping" with “All labor, the manhole, other materials, excavation, backfilling, piping”.

#### Division 16

**Page 16-14, Article 1633-5 MEASUREMENT AND PAYMENT, line 20-24 and prior to line 25,** delete and replace with the following " *Flocculant* will be measured and paid in accordance with Article 1642-5 applied to the temporary rock silt checks."

**Page 16-3, Article 1609-2 MATERIALS, after line 26,** replace "Type 4" with “Type 4a”.

**Page 16-25, Article 1644-2 MATERIALS, after line 22,** replace "Type 4" with “Type 4a”.

**Division 17**

**Page 17-15, Article 1715-4 MEASUREMENT AND PAYMENT, line 23,** delete and replace “1.25” with “1-1/4”.

**Page 17-15, Article 1715-4 MEASUREMENT AND PAYMENT, line 24,** delete and replace “(1.25” with “, 1-1/4”.

**STANDARD SPECIAL PROVISION****PLANT AND PEST QUARANTINES****(Imported Fire Ant, Guava Root Knot Nematode, Spongy Moth (formerly known as gypsy moth), Witchweed, Cogon Grass, And Any Other Regulated Noxious Weed or Plant Pest)**

(3-18-03)(Rev. 3-18-25)

Z-04a

**Within Quarantined Area**

This project may be within a county regulated for plant and/or pests. If the project or any part of the Contractor's operations is located within a quarantined area, thoroughly clean all equipment prior to moving out of the quarantined area. Comply with federal/state regulations by obtaining a certificate or limited permit for any regulated article moving from the quarantined area.

**Originating in a Quarantined County**

Obtain a certificate or limited permit issued by the N.C. Department of Agriculture/United States Department of Agriculture. Have the certificate or limited permit accompany the article when it arrives at the project site.

**Contact**

Contact the N.C. Department of Agriculture/United States Department of Agriculture at 1-800-206-9333, 919-707-3730, or <https://www.ncagr.gov/divisions/plant-industry/plant-protection/plant-industry-plant-pest-quarantines> to determine those specific project sites located in the quarantined area or for any regulated article used on this project originating in a quarantined county.

**Regulated Articles Include**

1. Soil, sand, gravel, compost, peat, humus, muck, and decomposed manure, separately or with other articles. This includes movement of articles listed above that may be associated with cut/waste, ditch pulling, and shoulder cutting.
2. Plants with roots including grass sod.
3. Plant crowns and roots.
4. Bulbs, corms, rhizomes, and tubers of ornamental plants.
5. Hay, straw, fodder, and plant litter of any kind.
6. Clearing and grubbing debris.
7. Used agricultural cultivating and harvesting equipment.
8. Used earth-moving equipment.
9. Any other products, articles, or means of conveyance of any character, if determined by an inspector present a hazard of spreading imported fire ant, guava root knot nematode, spongy moth (formerly known as gypsy moth), witchweed, cogon grass, or other regulated noxious weed or plant pest.

**STANDARD SPECIAL PROVISION****TITLE VI AND NONDISCRIMINATION:**

(6-28-77)(Rev 1/16/2024)

Z-6

The North Carolina Department of Transportation is committed to carrying out the U.S. Department of Transportation's policy of ensuring nondiscrimination in the award and administration of contracts.

The provisions of this section related to United States Department of Transportation (US DOT) Order 1050.2A, Title 49 Code of Federal Regulations (CFR) part 21, 23 United States Code (U.S.C.) 140 and 23 CFR part 200 (or 49 CFR 303, 49 U.S.C. 5332 or 49 U.S.C. 47123) are applicable to all North Carolina Department of Transportation (NCDOT) contracts and to all related subcontracts, material supply, engineering, architectural and other service contracts, regardless of dollar amount. Any Federal provision that is specifically required not specifically set forth is hereby incorporated by reference.

**(1) Title VI Assurances (USDOT Order 1050.2A, Appendix A)**

During the performance of this contract, the contractor, for itself, its assignees, and successors in interest (hereinafter referred to as the "contractor") agrees as follows:

**(a) Compliance with Regulations**

The contractor (hereinafter includes consultants) shall comply with the Acts and the Regulations relative to Nondiscrimination in Federally-assisted programs of the U.S. Department of Transportation, Federal Highway Administration (FHWA), as they may be amended from time to time, which are herein incorporated by reference and made a part of this contract.

**(b) Nondiscrimination**

The contractor, with regard to the work performed by it during the contract, shall not discriminate on the grounds of race, color, or national origin in the selection and retention of subcontractors, including procurements of materials and leases of equipment. The contractor shall not participate directly or indirectly in the discrimination prohibited by the Acts and the Regulations, including employment practices when the contract covers any activity, project, or program set forth in Appendix B of 49 CFR Part 21.

**(c) Solicitations for Subcontractors, Including Procurements of Materials and Equipment**

In all solicitations, either by competitive bidding, or negotiation made by the contractor for work to be performed under a subcontract, including procurements of materials, or leases of equipment, each potential subcontractor or supplier shall be notified by the contractor of the contractor's obligations under this contract and the Acts and the Regulations relative to Nondiscrimination on the grounds of race, color, or national origin.

**(d) Information and Reports**

The contractor shall provide all information and reports required by the Acts, the Regulations, and directives issued pursuant thereto and shall permit access to its books, records, accounts, other sources of information, and its facilities as may be

determined by the Recipient or the FHWA to be pertinent to ascertain compliance with such Acts, Regulations, and instructions. Where any information required of a contractor is in the exclusive possession of another who fails or refuses to furnish the information, the contractor shall so certify to the Recipient or the FHWA, as appropriate, and shall set forth what efforts it has made to obtain the information.

(e) Sanctions for Noncompliance:

In the event of a contractor's noncompliance with the Non-discrimination provisions of this contract, the Recipient will impose such contract sanctions as it and/or the FHWA may determine to be appropriate, including, but not limited to:

- (i) Withholding payments to the contractor under the contract until the contractor complies; and/or
- (ii) Cancelling, terminating, or suspending a contract, in whole or in part.

(f) Incorporation of Provisions

The contractor shall include the provisions of paragraphs (a) through (f) in every subcontract, including procurements of materials and leases of equipment, unless exempt by the Acts, the Regulations and directives issued pursuant thereto. The contractor shall take action with respect to any subcontract or procurement as the Recipient or the FHWA may direct as a means of enforcing such provisions including sanctions for noncompliance. Provided, that if the contractor becomes involved in, or is threatened with litigation by a subcontractor, or supplier because of such direction, the contractor may request the Recipient to enter into any litigation to protect the interests of the Recipient. In addition, the contractor may request the United States to enter into the litigation to protect the interests of the United States.

**(2) Title VI Nondiscrimination Program (23 CFR 200.5(p))**

The North Carolina Department of Transportation (NCDOT) has assured the USDOT that, as a condition to receiving federal financial assistance, NCDOT will comply with Title VI of the Civil Rights Act of 1964 and all requirements imposed by Title 49 CFR part 21 and related nondiscrimination authorities to ensure that no person shall, on the ground of race, color, national origin, limited English proficiency, sex, age, or disability (including religion/creed or income-level, where applicable), be excluded from participation in, be denied the benefits of, or be subjected to discrimination under any programs, activities, or services conducted or funded by NCDOT. Contractors and other organizations under contract or agreement with NCDOT must also comply with Title VI and related authorities, therefore:

- (a) During the performance of this contract or agreement, contractors (e.g., subcontractors, consultants, vendors, prime contractors) are responsible for complying with NCDOT's Title VI Program. Contractors are not required to prepare or submit Title VI Programs. To comply with this section, the prime contractor shall:
  1. Post NCDOT's Notice of Nondiscrimination and the Contractor's own Equal Employment Opportunity (EEO) Policy in conspicuous locations accessible to all employees, applicants and subcontractors on the jobsite.

2. Physically incorporate the required Title VI clauses into all subcontracts on federally-assisted and state-funded NCDOT projects, and ensure inclusion by subcontractors into all lower-tier subcontracts.
  3. Required Solicitation Language. The Contractor shall include the following notification in all solicitations for bids and requests for work or material, regardless of funding source:

“The North Carolina Department of Transportation, in accordance with the provisions of Title VI of the Civil Rights Act of 1964 (78 Stat. 252, 42 U.S.C. §§ 2000d to 2000d-4) and the Regulations, hereby notifies all bidders that it will affirmatively ensure that any contract entered into pursuant to this advertisement, disadvantaged business enterprises will be afforded full and fair opportunity to submit bids in response to this invitation and will not be discriminated against on the grounds of race, color, or national origin in consideration for an award. In accordance with other related nondiscrimination authorities, bidders and contractors will also not be discriminated against on the grounds of sex, age, disability, low-income level, creed/religion, or limited English proficiency in consideration for an award.”
  4. Physically incorporate the FHWA-1273, in its entirety, into all subcontracts and subsequent lower tier subcontracts on Federal-aid highway construction contracts only.
  5. Provide language assistance services (i.e., written translation and oral interpretation), free of charge, to LEP employees and applicants. Contact NCDOT OCR for further assistance, if needed.
  6. For assistance with these Title VI requirements, contact the NCDOT Title VI Nondiscrimination Program at 1-800-522-0453.
- (b) Subrecipients (e.g. cities, counties, LGAs, planning organizations) may be required to prepare and submit a Title VI Plan to NCDOT, including Title VI Assurances and/or agreements. Subrecipients must also ensure compliance by their contractors and subrecipients with Title VI. (23 CFR 200.9(b)(7))
- (c) If reviewed or investigated by NCDOT, the contractor or subrecipient agrees to take affirmative action to correct any deficiencies found within a reasonable time period, not to exceed 90 calendar days, unless additional time is granted by NCDOT. (23 CFR 200.9(b)(15))
- (d) The Contractor is responsible for notifying subcontractors of NCDOT’s External Discrimination Complaints Process.
1. Applicability

Title VI and related laws protect participants and beneficiaries (e.g., members of the public and contractors) from discrimination by NCDOT employees, subrecipients and contractors, regardless of funding source.

## 2. Eligibility

Any person—or class of persons—who believes he/she has been subjected to discrimination based on race, color, national origin, Limited English Proficiency (LEP), sex, age, or disability (and religion in the context of employment, aviation, or transit) may file a written complaint. The law also prohibits intimidation or retaliation of any sort.

## 3. Time Limits and Filing Options

Complaints may be filed by the affected individual(s) or a representative and must be filed no later than 180 calendar days after the following:

- (i) The date of the alleged act of discrimination; or
- (ii) The date when the person(s) became aware of the alleged discrimination; or
- (iii) Where there has been a continuing course of conduct, the date on which that conduct was discontinued or the latest instance of the conduct.

Title VI and related discrimination complaints may be submitted to the following entities:

- North Carolina Department of Transportation, Office of Civil Rights, Title VI Program, 1511 Mail Service Center, Raleigh, NC 27699-1511; toll free 1-800-522-0453
- Federal Highway Administration, North Carolina Division Office, 310 New Bern Avenue, Suite 410, Raleigh, NC 27601, 919-747-7010
- US Department of Transportation, Departmental Office of Civil Rights, External Civil Rights Programs Division, 1200 New Jersey Avenue, SE, Washington, DC 20590; 202-366-4070

## 4. Format for Complaints

Complaints must be in writing and signed by the complainant(s) or a representative, and include the complainant's name, address, and telephone number. Complaints received by fax or e-mail will be acknowledged and processed. Allegations received by telephone will be reduced to writing and provided to the complainant for confirmation or revision before processing. Complaints will be accepted in other languages, including Braille.

## 5. Discrimination Complaint Form

Contact NCDOT Civil Rights to receive a full copy of the Discrimination Complaint Form and procedures.

## 6. Complaint Basis

Allegations must be based on issues involving race, color, national origin (LEP), sex, age, disability, or religion (in the context of employment, aviation or transit). "Basis" refers to the complainant's membership in a protected group category.

**TABLE 103-1  
COMPLAINT BASIS**

Protected Categories	Definition	Examples	Applicable Nondiscrimination Authorities
Race and Ethnicity	An individual belonging to one of the accepted racial groups; or the perception, based usually on physical characteristics that a person is a member of a racial group	Black/African American, Hispanic/Latino, Asian, American Indian/Alaska Native, Native Hawaiian/Pacific Islander, White	Title VI of the Civil Rights Act of 1964; 49 CFR Part 21; 23 CFR 200; 49 U.S.C. 5332(b); 49 U.S.C. 47123. ( <i>Executive Order 13166</i> )
Color	Color of skin, including shade of skin within a racial group	Black, White, brown, yellow, etc.	
National Origin ( <i>Limited English Proficiency</i> )	Place of birth. Citizenship is not a factor. ( <i>Discrimination based on language or a person's accent is also covered</i> )	Mexican, Cuban, Japanese, Vietnamese, Chinese	
Sex	Gender. The sex of an individual. <i>Note: Sex under this program does not include sexual orientation.</i>	Women and Men	1973 Federal-Aid Highway Act; 49 U.S.C. 5332(b); 49 U.S.C. 47123.
Age	Persons of any age	21-year-old person	Age Discrimination Act of 1975 49 U.S.C. 5332(b); 49 U.S.C. 47123.
Disability	Physical or mental impairment, permanent or temporary, or perceived.	Blind, alcoholic, para-amputee, epileptic, diabetic, arthritic	Section 504 of the Rehabilitation Act of 1973; Americans with Disabilities Act of 1990
Religion (in the context of employment) ( <i>Religion/ Creed in all aspects of any aviation or transit-related construction</i> )	An individual belonging to a religious group; or the perception, based on distinguishable characteristics that a person is a member of a religious group. In practice, actions taken as a result of the moral and ethical beliefs as to what is right and wrong, which are sincerely held with the strength of traditional religious views. <i>Note: Does not have to be associated with a recognized religious group or church; if an individual sincerely holds to the belief, it is a protected religious practice.</i>	Muslim, Christian, Sikh, Hindu, etc.	Title VII of the Civil Rights Act of 1964; 23 CFR 230; FHWA-1273 Required Contract Provisions. ( <i>49 U.S.C. 5332(b); 49 U.S.C. 47123</i> )

### (3) Pertinent Nondiscrimination Authorities

During the performance of this contract, the contractor, for itself, its assignees, and successors in interest agrees to comply with the following non-discrimination statutes and authorities, including, but not limited to:

- (a) Title VI of the Civil Rights Act of 1964 (42 U.S.C. § 2000d et seq., 78 stat. 252), (prohibits discrimination on the basis of race, color, national origin); and 49 CFR Part 21.

- (b) The Uniform Relocation Assistance and Real Property Acquisition Policies Act of 1970, (42 U.S.C. § 4601), (prohibits unfair treatment of persons displaced or whose property has been acquired because of Federal or Federal-aid programs and projects);
- (c) Federal-Aid Highway Act of 1973, (23 U.S.C. § 324 et seq.), (prohibits discrimination on the basis of sex);
- (d) Section 504 of the Rehabilitation Act of 1973, (29 U.S.C. § 794 et seq.), as amended, (prohibits discrimination on the basis of disability) and 49 CFR Part 27;
- (e) The Age Discrimination Act of 1975, as amended, (42 U.S.C. § 6101 et seq.), (prohibits discrimination on the basis of age);
- (f) Airport and Airway Improvement Act of 1982, (49 USC § 471, Section 47123), as amended, (prohibits discrimination based on race, creed, color, national origin, or sex);
- (g) The Civil Rights Restoration Act of 1987, (PL 100-209), (Broadened the scope, coverage and applicability of Title VI of the Civil Rights Act of 1964, The Age Discrimination Act of 1975 and Section 504 of the Rehabilitation Act of 1973, by expanding the definition of the terms "programs or activities" to include all of the programs or activities of the Federal-aid recipients, sub-recipients and contractors, whether such programs or activities are Federally funded or not);
- (h) Titles II and III of the Americans with Disabilities Act, which prohibit discrimination on the basis of disability in the operation of public entities, public and private transportation systems, places of public accommodation, and certain testing entities (42 U.S.C. §§ 12131-12189) as implemented by Department of Transportation regulations at 49 C.F.R. parts 37 and 38;
- (i) The Federal Aviation Administration's Nondiscrimination statute (49 U.S.C. § 47123) (prohibits discrimination on the basis of race, color, national origin, and sex);
- (j) Executive Order 12898, Federal Actions to Address Environmental Justice in Minority Populations and Low-Income Populations, which ensures Nondiscrimination against minority populations by discouraging programs, policies, and activities with disproportionately high and adverse human health or environmental effects on minority and low-income populations;
- (k) Executive Order 13166, Improving Access to Services for Persons with Limited English Proficiency, and resulting agency guidance, national origin discrimination includes discrimination because of Limited English proficiency (LEP). To ensure compliance with Title VI, you must take reasonable steps to ensure that LEP persons have meaningful access to your programs (70 Fed. Reg. at 74087 to 74100);
- (l) Title IX of the Education Amendments of 1972, as amended, which prohibits you from discriminating because of sex in education programs or activities (20 U.S.C. 1681 et seq).
- (m) Title VII of the Civil Rights Act of 1964 (42 U.S.C. § 2000e et seq., Pub. L. 88-352), (prohibits employment discrimination on the basis of race, color, religion, sex, or national origin).

**(4) Additional Title VI Assurances**

*\*\*The following Title VI Assurances (Appendices B, C and D) shall apply, as applicable*

- (a) Clauses for Deeds Transferring United States Property (1050.2A, Appendix B)

The following clauses will be included in deeds effecting or recording the transfer of real property, structures, or improvements thereon, or granting interest therein from the United States pursuant to the provisions of Assurance 4.

NOW, THEREFORE, the U.S. Department of Transportation as authorized by law and upon the condition that the North Carolina Department of Transportation (NCDOT) will accept title to the lands and maintain the project constructed thereon in accordance with the North Carolina General Assembly, the Regulations for the Administration of the Federal-Aid Highway Program, and the policies and procedures prescribed by the Federal Highway Administration of the U.S. Department of Transportation in accordance and in compliance with all requirements imposed by Title 49, Code of Federal Regulations, U.S. Department of Transportation, Subtitle A, Office of the Secretary, Part 21, Nondiscrimination in Federally-assisted programs of the U.S. Department of Transportation pertaining to and effectuating the provisions of Title VI of the Civil Rights Act of 1964 (78 Stat. 252; 42 U.S.C. § 2000d to 2000d-4), does hereby remise, release, quitclaim and convey unto the NCDOT all the right, title and interest of the U.S. Department of Transportation in and to said lands described in Exhibit A attached hereto and made a part hereof.

(HABENDUM CLAUSE)

TO HAVE AND TO HOLD said lands and interests therein unto the North Carolina Department of Transportation (NCDOT) and its successors forever, subject, however, to the covenants, conditions, restrictions and reservations herein contained as follows, which will remain in effect for the period during which the real property or structures are used for a purpose for which Federal financial assistance is extended or for another purpose involving the provision of similar services or benefits and will be binding on the NCDOT, its successors and assigns.

The NCDOT, in consideration of the conveyance of said lands and interests in lands, does hereby covenant and agree as a covenant running with the land for itself, its successors and assigns, that (1) no person will on the grounds of race, color, or national origin, be excluded from participation in, be denied the benefits of, or be otherwise subjected to discrimination with regard to any facility located wholly or in part on, over, or under such lands hereby conveyed [,] [and]\* (2) that the NCDOT will use the lands and interests in lands and interests in lands so conveyed, in compliance with all requirements imposed by or pursuant to Title 49, Code of Federal Regulations, U.S. Department of Transportation, Subtitle A, Office of the Secretary, Part 21, Non-discrimination in Federally-assisted programs of the U.S. Department of Transportation, Effectuation of Title VI of the Civil Rights Act of 1964, and as said Regulations and Acts may be amended [, and (3) that in the event of breach of any of the above-mentioned nondiscrimination conditions, the Department will have a right to enter or re-enter said lands and facilities on said land, and that above described land and facilities will thereon revert to and vest in and become the absolute property of the U.S. Department of Transportation and its assigns as such interest existed prior to this instruction].\*

(\*Reverter clause and related language to be used only when it is determined that such a clause is necessary in order to make clear the purpose of Title VI.)

(b) Clauses for Transfer of Real Property Acquired or Improved Under the Activity, Facility, or Program (1050.2A, Appendix C)

The following clauses will be included in deeds, licenses, leases, permits, or similar instruments entered into by the North Carolina Department of Transportation (NCDOT) pursuant to the provisions of Assurance 7(a):

1. The (grantee, lessee, permittee, etc. as appropriate) for himself/herself, his/her heirs, personal representatives, successors in interest, and assigns, as a part of the consideration hereof, does hereby covenant and agree [in the case of deeds and leases add "as a covenant running with the land"] that:
  - (i.) In the event facilities are constructed, maintained, or otherwise operated on the property described in this (deed, license, lease, permit, etc.) for a purpose for which a U.S. Department of Transportation activity, facility, or program is extended or for another purpose involving the provision of similar services or benefits, the (grantee, licensee, lessee, permittee, etc.) will maintain and operate such facilities and services in compliance with all requirements imposed by the Acts and Regulations (as may be amended) such that no person on the grounds of race, color, or national origin, will be excluded from participation in, denied the benefits of, or be otherwise subjected to discrimination in the use of said facilities.
2. With respect to licenses, leases, permits, etc., in the event of breach of any of the above Nondiscrimination covenants, the NCDOT will have the right to terminate the (lease, license, permit, etc.) and to enter, re-enter, and repossess said lands and facilities thereon, and hold the same as if the (lease, license, permit, etc.) had never been made or issued. \*
3. With respect to a deed, in the event of breach of any of the above Nondiscrimination covenants, the NCDOT will have the right to enter or re-enter the lands and facilities thereon, and the above described lands and facilities will there upon revert to and vest in and become the absolute property of the NCDOT and its assigns. \*

(\*Reverter clause and related language to be used only when it is determined that such a clause is necessary to make clear the purpose of Title VI.)

(c) Clauses for Construction/Use/Access to Real Property Acquired Under the Activity, Facility or Program (1050.2A, Appendix D)

The following clauses will be included in deeds, licenses, permits, or similar instruments/ agreements entered into by the North Carolina Department of Transportation (NCDOT) pursuant to the provisions of Assurance 7(b):

1. The (grantee, licensee, permittee, etc., as appropriate) for himself/herself, his/her heirs, personal representatives, successors in interest, and assigns, as a part of the consideration hereof, does hereby covenant and agree (in the case of deeds and leases add, "as a covenant running with the land") that (1) no person on the ground of race, color, or national origin, will be excluded from participation in, denied the benefits of, or be otherwise subjected to discrimination in the use of said facilities, (2) that in the construction of any improvements on, over, or under such land, and the furnishing of services thereon, no person on the ground of race, color, or national origin, will be excluded from participation in, denied the benefits of, or otherwise be subjected to discrimination, (3) that the (grantee, licensee, lessee, permittee, etc.) will use the premises in compliance with all other requirements imposed by or pursuant to the Acts and Regulations, as amended, set forth in this Assurance.
2. With respect to (licenses, leases, permits, etc.), in the event of breach of any of the above Non-discrimination covenants, the NCDOT will have the right to terminate the (license, permit, etc., as appropriate) and to enter or re-enter and repossess said land and the facilities thereon, and hold the same as if said (license, permit, etc., as appropriate) had never been made or issued. \*
3. With respect to deeds, in the event of breach of any of the above Nondiscrimination covenants, the NCDOT will there upon revert to and vest in and become the absolute property of the NCDOT and its assigns. \*

(\*Reverter clause and related language to be used only when it is determined that such a clause is necessary to make clear the purpose of Title VI.)

**STANDARD SPECIAL PROVISION****MINORITY AND FEMALE EMPLOYMENT REQUIREMENTS**

Z-7

NOTICE OF REQUIREMENTS FOR AFFIRMATIVE ACTION TO ENSURE EQUAL EMPLOYMENT OPPORTUNITY (*EXECUTIVE NUMBER 11246*)

1. The goals and timetables for minority and female participation, expressed in percentage terms for the Contractor's aggregate workforce in each trade on all construction work in the covered area, see as shown on the attached sheet entitled "Employment Goals for Minority and Female participation".

These goals are applicable to all the Contractor's construction work (whether or not it is Federal or federally assisted) performed in the covered area. If the Contractor performs construction work in a geographical area located outside of the covered area, it shall apply the goals established for such geographical area where the work is actually performed. With regard to this second area, the Contractor also is subject to the goals for both its federally involved and nonfederally involved construction.

The Contractor's compliance with the Executive Order and the regulations in *41 CFR Part 60-4* shall be based on its implementation of the Equal Opportunity Clause, specific affirmative action obligations required by the specifications set forth in *41 CFR 60-4.3(a)*, and its effort to meet the goals. The hours of minority and female employment and training must be substantially uniform throughout the length of the contract, and in each trade and the Contractor shall make a good faith effort to employ minorities and women evenly on each of its projects. The transfer of minority or female employees or trainees from Contractor to Contractor or from project to project for the sole purpose of meeting the Contractor's goals shall be a violation of the contract, the executive Order and the regulations in *41 CFR Part 60-4*. Compliance with the goals will be measured against the total work hours performed.

2. As used in this Notice and in the contract resulting from this solicitation, the "covered area" is the county or counties shown on the cover sheet of the proposal form and contract.

**EMPLOYMENT GOALS FOR MINORITY  
AND FEMALE PARTICIPATION**

Economic Areas

**Area 023 29.7%**

Bertie County  
Camden County  
Chowan County  
Gates County  
Hertford County  
Pasquotank County  
Perquimans County

**Area 024 31.7%**

Beaufort County  
Carteret County  
Craven County  
Dare County  
Edgecombe County  
Green County  
Halifax County  
Hyde County  
Jones County  
Lenoir County  
Martin County  
Nash County  
Northampton County  
Pamlico County  
Pitt County  
Tyrrell County  
Washington County  
Wayne County  
Wilson County

**Area 025 23.5%**

Columbus County  
Duplin County  
Onslow County  
Pender County

**Area 026 33.5%**

Bladen County  
Hoke County  
Richmond County  
Robeson County  
Sampson County  
Scotland County

**Area 027 24.7%**

Chatham County  
Franklin County  
Granville County  
Harnett County  
Johnston County  
Lee County  
Person County  
Vance County  
Warren County

**Area 028 15.5%**

Alleghany County  
Ashe County  
Caswell County  
Davie County  
Montgomery County  
Moore County  
Rockingham County  
Surry County  
Watauga County  
Wilkes County

**Area 029 15.7%**

Alexander County  
Anson County  
Burke County  
Cabarrus County  
Caldwell County  
Catawba County  
Cleveland County  
Iredell County  
Lincoln County  
Polk County  
Rowan County  
Rutherford County  
Stanly County

**Area 0480 8.5%**

Buncombe County  
Madison County

**Area 030 6.3%**

Avery County  
Cherokee County  
Clay County  
Graham County  
Haywood County  
Henderson County  
Jackson County  
McDowell County  
Macon County  
Mitchell County  
Swain County  
Transylvania County  
Yancey County

SMSA Areas

Area 5720 26.6%

Currituck County

Area 9200 20.7%

Brunswick County

New Hanover County

Area 2560 24.2%

Cumberland County

Area 6640 22.8%

Durham County

Orange County

Wake County

Area 1300 16.2%

Alamance County

Area 3120 16.4%

Davidson County

Forsyth County

Guilford County

Randolph County

Stokes County

Yadkin County

Area 1520 18.3%

Gaston County

Mecklenburg County

Union County

---

Goals for Female

Participation in Each Trade

(Statewide) 6.9%

FHWA-1273 -- Revised October 23, 2023

## REQUIRED CONTRACT PROVISIONS FEDERAL-AID CONSTRUCTION CONTRACTS

- I. General
- II. Nondiscrimination
- III. Non-segregated Facilities
- IV. Davis-Bacon and Related Act Provisions
- V. Contract Work Hours and Safety Standards Act Provisions
- VI. Subletting or Assigning the Contract
- VII. Safety: Accident Prevention
- VIII. False Statements Concerning Highway Projects
- IX. Implementation of Clean Air Act and Federal Water Pollution Control Act
- X. Certification Regarding Debarment, Suspension, Ineligibility and Voluntary Exclusion
- XI. Certification Regarding Use of Contract Funds for Lobbying
- XII. Use of United States-Flag Vessels:

## ATTACHMENTS

A. Employment and Materials Preference for Appalachian Development Highway System or Appalachian Local Access Road Contracts (included in Appalachian contracts only)

**I. GENERAL**

1. Form FHWA-1273 must be physically incorporated in each construction contract funded under title 23, United States Code, as required in 23 CFR 633.102(b) (excluding emergency contracts solely intended for debris removal). The contractor (or subcontractor) must insert this form in each subcontract and further require its inclusion in all lower tier subcontracts (excluding purchase orders, rental agreements and other agreements for supplies or services). 23 CFR 633.102(e).

The applicable requirements of Form FHWA-1273 are incorporated by reference for work done under any purchase order, rental agreement or agreement for other services. The prime contractor shall be responsible for compliance by any subcontractor, lower-tier subcontractor or service provider. 23 CFR 633.102(e).

Form FHWA-1273 must be included in all Federal-aid design-build contracts, in all subcontracts and in lower tier subcontracts (excluding subcontracts for design services, purchase orders, rental agreements and other agreements for supplies or services) in accordance with 23 CFR 633.102. The design-builder shall be responsible for compliance by any subcontractor, lower-tier subcontractor or service provider.

Contracting agencies may reference Form FHWA-1273 in solicitation-for-bids or request-for-proposals documents, however, the Form FHWA-1273 must be physically incorporated (not referenced) in all contracts, subcontracts and lower-tier subcontracts (excluding purchase orders, rental agreements and other agreements for supplies or services related to a construction contract). 23 CFR 633.102(b).

2. Subject to the applicability criteria noted in the following sections, these contract provisions shall apply to all work

performed on the contract by the contractor's own organization and with the assistance of workers under the contractor's immediate superintendence and to all work performed on the contract by piecework, station work, or by subcontract. 23 CFR 633.102(d).

3. A breach of any of the stipulations contained in these Required Contract Provisions may be sufficient grounds for withholding of progress payments, withholding of final payment, termination of the contract, suspension / debarment or any other action determined to be appropriate by the contracting agency and FHWA.

4. Selection of Labor: During the performance of this contract, the contractor shall not use convict labor for any purpose within the limits of a construction project on a Federal-aid highway unless it is labor performed by convicts who are on parole, supervised release, or probation. 23 U.S.C. 114(b). The term Federal-aid highway does not include roadways functionally classified as local roads or rural minor collectors. 23 U.S.C. 101(a).

**II. NONDISCRIMINATION** (23 CFR 230.107(a); 23 CFR Part 230, Subpart A, Appendix A; EO 11246)

The provisions of this section related to 23 CFR Part 230, Subpart A, Appendix A are applicable to all Federal-aid construction contracts and to all related construction subcontracts of \$10,000 or more. The provisions of 23 CFR Part 230 are not applicable to material supply, engineering, or architectural service contracts.

In addition, the contractor and all subcontractors must comply with the following policies: Executive Order 11246, 41 CFR Part 60, 29 CFR Parts 1625-1627, 23 U.S.C. 140, Section 504 of the Rehabilitation Act of 1973, as amended (29 U.S.C. 794), Title VI of the Civil Rights Act of 1964, as amended (42 U.S.C. 2000d et seq.), and related regulations including 49 CFR Parts 21, 26, and 27; and 23 CFR Parts 200, 230, and 633.

The contractor and all subcontractors must comply with: the requirements of the Equal Opportunity Clause in 41 CFR 60-1.4(b) and, for all construction contracts exceeding \$10,000, the Standard Federal Equal Employment Opportunity Construction Contract Specifications in 41 CFR 60-4.3.

Note: The U.S. Department of Labor has exclusive authority to determine compliance with Executive Order 11246 and the policies of the Secretary of Labor including 41 CFR Part 60, and 29 CFR Parts 1625-1627. The contracting agency and the FHWA have the authority and the responsibility to ensure compliance with 23 U.S.C. 140, Section 504 of the Rehabilitation Act of 1973, as amended (29 U.S.C. 794), and Title VI of the Civil Rights Act of 1964, as amended (42 U.S.C. 2000d et seq.), and related regulations including 49 CFR Parts 21, 26, and 27; and 23 CFR Parts 200, 230, and 633.

The following provision is adopted from 23 CFR Part 230, Subpart A, Appendix A, with appropriate revisions to conform to the U.S. Department of Labor (US DOL) and FHWA requirements.

**1. Equal Employment Opportunity:** Equal Employment Opportunity (EEO) requirements not to discriminate and to take affirmative action to assure equal opportunity as set forth under laws, executive orders, rules, regulations (see 28 CFR Part 35, 29 CFR Part 1630, 29 CFR Parts 1625-1627, 41 CFR Part 60 and 49 CFR Part 27) and orders of the Secretary of Labor as modified by the provisions prescribed herein, and imposed pursuant to 23 U.S.C. 140, shall constitute the EEO and specific affirmative action standards for the contractor's project activities under this contract. The provisions of the Americans with Disabilities Act of 1990 (42 U.S.C. 12101 et seq.) set forth under 28 CFR Part 35 and 29 CFR Part 1630 are incorporated by reference in this contract. In the execution of this contract, the contractor agrees to comply with the following minimum specific requirement activities of EEO:

a. The contractor will work with the contracting agency and the Federal Government to ensure that it has made every good faith effort to provide equal opportunity with respect to all of its terms and conditions of employment and in their review of activities under the contract. 23 CFR 230.409 (g)(4) & (5).

b. The contractor will accept as its operating policy the following statement:

"It is the policy of this Company to assure that applicants are employed, and that employees are treated during employment, without regard to their race, religion, sex, sexual orientation, gender identity, color, national origin, age or disability. Such action shall include: employment, upgrading, demotion, or transfer; recruitment or recruitment advertising; layoff or termination; rates of pay or other forms of compensation; and selection for training, including apprenticeship, pre-apprenticeship, and/or on-the-job training."

**2. EEO Officer:** The contractor will designate and make known to the contracting officers an EEO Officer who will have the responsibility for and must be capable of effectively administering and promoting an active EEO program and who must be assigned adequate authority and responsibility to do so.

**3. Dissemination of Policy:** All members of the contractor's staff who are authorized to hire, supervise, promote, and discharge employees, or who recommend such action or are substantially involved in such action, will be made fully cognizant of and will implement the contractor's EEO policy and contractual responsibilities to provide EEO in each grade and classification of employment. To ensure that the above agreement will be met, the following actions will be taken as a minimum:

a. Periodic meetings of supervisory and personnel office employees will be conducted before the start of work and then not less often than once every six months, at which time the contractor's EEO policy and its implementation will be reviewed and explained. The meetings will be conducted by the EEO Officer or other knowledgeable company official.

b. All new supervisory or personnel office employees will be given a thorough indoctrination by the EEO Officer, covering all major aspects of the contractor's EEO obligations within thirty days following their reporting for duty with the contractor.

c. All personnel who are engaged in direct recruitment for the project will be instructed by the EEO Officer in the contractor's procedures for locating and hiring minorities and women.

d. Notices and posters setting forth the contractor's EEO policy will be placed in areas readily accessible to employees, applicants for employment and potential employees.

e. The contractor's EEO policy and the procedures to implement such policy will be brought to the attention of employees by means of meetings, employee handbooks, or other appropriate means.

**4. Recruitment:** When advertising for employees, the contractor will include in all advertisements for employees the notation: "An Equal Opportunity Employer." All such advertisements will be placed in publications having a large circulation among minorities and women in the area from which the project work force would normally be derived.

a. The contractor will, unless precluded by a valid bargaining agreement, conduct systematic and direct recruitment through public and private employee referral sources likely to yield qualified minorities and women. To meet this requirement, the contractor will identify sources of potential minority group employees and establish with such identified sources procedures whereby minority and women applicants may be referred to the contractor for employment consideration.

b. In the event the contractor has a valid bargaining agreement providing for exclusive hiring hall referrals, the contractor is expected to observe the provisions of that agreement to the extent that the system meets the contractor's compliance with EEO contract provisions. Where implementation of such an agreement has the effect of discriminating against minorities or women, or obligates the contractor to do the same, such implementation violates Federal nondiscrimination provisions.

c. The contractor will encourage its present employees to refer minorities and women as applicants for employment. Information and procedures with regard to referring such applicants will be discussed with employees.

**5. Personnel Actions:** Wages, working conditions, and employee benefits shall be established and administered, and personnel actions of every type, including hiring, upgrading, promotion, transfer, demotion, layoff, and termination, shall be taken without regard to race, color, religion, sex, sexual orientation, gender identity, national origin, age or disability. The following procedures shall be followed:

a. The contractor will conduct periodic inspections of project sites to ensure that working conditions and employee facilities do not indicate discriminatory treatment of project site personnel.

b. The contractor will periodically evaluate the spread of wages paid within each classification to determine any evidence of discriminatory wage practices.

c. The contractor will periodically review selected personnel actions in depth to determine whether there is evidence of discrimination. Where evidence is found, the contractor will promptly take corrective action. If the review indicates that the discrimination may extend beyond the actions reviewed, such corrective action shall include all affected persons.

d. The contractor will promptly investigate all complaints of alleged discrimination made to the contractor in connection with its obligations under this contract, will attempt to resolve such complaints, and will take appropriate corrective action

within a reasonable time. If the investigation indicates that the discrimination may affect persons other than the complainant, such corrective action shall include such other persons. Upon completion of each investigation, the contractor will inform every complainant of all of their avenues of appeal.

#### **6. Training and Promotion:**

a. The contractor will assist in locating, qualifying, and increasing the skills of minorities and women who are applicants for employment or current employees. Such efforts should be aimed at developing full journey level status employees in the type of trade or job classification involved.

b. Consistent with the contractor's work force requirements and as permissible under Federal and State regulations, the contractor shall make full use of training programs (i.e., apprenticeship and on-the-job training programs for the geographical area of contract performance). In the event a special provision for training is provided under this contract, this subparagraph will be superseded as indicated in the special provision. The contracting agency may reserve training positions for persons who receive welfare assistance in accordance with 23 U.S.C. 140(a).

c. The contractor will advise employees and applicants for employment of available training programs and entrance requirements for each.

d. The contractor will periodically review the training and promotion potential of employees who are minorities and women and will encourage eligible employees to apply for such training and promotion.

**7. Unions:** If the contractor relies in whole or in part upon unions as a source of employees, the contractor will use good faith efforts to obtain the cooperation of such unions to increase opportunities for minorities and women. 23 CFR 230.409. Actions by the contractor, either directly or through a contractor's association acting as agent, will include the procedures set forth below:

a. The contractor will use good faith efforts to develop, in cooperation with the unions, joint training programs aimed toward qualifying more minorities and women for membership in the unions and increasing the skills of minorities and women so that they may qualify for higher paying employment.

b. The contractor will use good faith efforts to incorporate an EEO clause into each union agreement to the end that such union will be contractually bound to refer applicants without regard to their race, color, religion, sex, sexual orientation, gender identity, national origin, age, or disability.

c. The contractor is to obtain information as to the referral practices and policies of the labor union except that to the extent such information is within the exclusive possession of the labor union and such labor union refuses to furnish such information to the contractor, the contractor shall so certify to the contracting agency and shall set forth what efforts have been made to obtain such information.

d. In the event the union is unable to provide the contractor with a reasonable flow of referrals within the time limit set forth in the collective bargaining agreement, the contractor will, through independent recruitment efforts, fill the employment vacancies without regard to race, color, religion, sex, sexual orientation, gender identity, national origin, age, or disability; making full efforts to obtain qualified and/or qualifiable minorities and women. The failure of a union to provide

sufficient referrals (even though it is obligated to provide exclusive referrals under the terms of a collective bargaining agreement) does not relieve the contractor from the requirements of this paragraph. In the event the union referral practice prevents the contractor from meeting the obligations pursuant to Executive Order 11246, as amended, and these special provisions, such contractor shall immediately notify the contracting agency.

**8. Reasonable Accommodation for Applicants / Employees with Disabilities:** The contractor must be familiar with the requirements for and comply with the Americans with Disabilities Act and all rules and regulations established thereunder. Employers must provide reasonable accommodation in all employment activities unless to do so would cause an undue hardship.

**9. Selection of Subcontractors, Procurement of Materials and Leasing of Equipment:** The contractor shall not discriminate on the grounds of race, color, religion, sex, sexual orientation, gender identity, national origin, age, or disability in the selection and retention of subcontractors, including procurement of materials and leases of equipment. The contractor shall take all necessary and reasonable steps to ensure nondiscrimination in the administration of this contract.

a. The contractor shall notify all potential subcontractors, suppliers, and lessors of their EEO obligations under this contract.

b. The contractor will use good faith efforts to ensure subcontractor compliance with their EEO obligations.

#### **10. Assurances Required:**

a. The requirements of 49 CFR Part 26 and the State DOT's FHWA-approved Disadvantaged Business Enterprise (DBE) program are incorporated by reference.

b. The contractor, subrecipient or subcontractor shall not discriminate on the basis of race, color, national origin, or sex in the performance of this contract. The contractor shall carry out applicable requirements of 49 CFR part 26 in the award and administration of DOT-assisted contracts. Failure by the contractor to carry out these requirements is a material breach of this contract, which may result in the termination of this contract or such other remedy as the recipient deems appropriate, which may include, but is not limited to:

- (1) Withholding monthly progress payments;
- (2) Assessing sanctions;
- (3) Liquidated damages; and/or
- (4) Disqualifying the contractor from future bidding as non-responsible.

c. The Title VI and nondiscrimination provisions of U.S. DOT Order 1050.2A at Appendixes A and E are incorporated by reference. 49 CFR Part 21.

**11. Records and Reports:** The contractor shall keep such records as necessary to document compliance with the EEO requirements. Such records shall be retained for a period of three years following the date of the final payment to the contractor for all contract work and shall be available at reasonable times and places for inspection by authorized representatives of the contracting agency and the FHWA.

a. The records kept by the contractor shall document the following:

(1) The number and work hours of minority and non-minority group members and women employed in each work classification on the project;

(2) The progress and efforts being made in cooperation with unions, when applicable, to increase employment opportunities for minorities and women; and

(3) The progress and efforts being made in locating, hiring, training, qualifying, and upgrading minorities and women.

b. The contractors and subcontractors will submit an annual report to the contracting agency each July for the duration of the project indicating the number of minority, women, and non-minority group employees currently engaged in each work classification required by the contract work. This information is to be reported on [Form FHWA-1391](#). The staffing data should represent the project work force on board in all or any part of the last payroll period preceding the end of July. If on-the-job training is being required by special provision, the contractor will be required to collect and report training data. The employment data should reflect the work force on board during all or any part of the last payroll period preceding the end of July.

### III. NONSEGREGATED FACILITIES

This provision is applicable to all Federal-aid construction contracts and to all related construction subcontracts of more than \$10,000. 41 CFR 60-1.5.

As prescribed by 41 CFR 60-1.8, the contractor must ensure that facilities provided for employees are provided in such a manner that segregation on the basis of race, color, religion, sex, sexual orientation, gender identity, or national origin cannot result. The contractor may neither require such segregated use by written or oral policies nor tolerate such use by employee custom. The contractor's obligation extends further to ensure that its employees are not assigned to perform their services at any location under the contractor's control where the facilities are segregated. The term "facilities" includes waiting rooms, work areas, restaurants and other eating areas, time clocks, restrooms, washrooms, locker rooms and other storage or dressing areas, parking lots, drinking fountains, recreation or entertainment areas, transportation, and housing provided for employees. The contractor shall provide separate or single-user restrooms and necessary dressing or sleeping areas to assure privacy between sexes.

### IV. DAVIS-BACON AND RELATED ACT PROVISIONS

This section is applicable to all Federal-aid construction projects exceeding \$2,000 and to all related subcontracts and lower-tier subcontracts (regardless of subcontract size), in accordance with 29 CFR 5.5. The requirements apply to all projects located within the right-of-way of a roadway that is functionally classified as Federal-aid highway. 23 U.S.C. 113. This excludes roadways functionally classified as local roads or rural minor collectors, which are exempt. 23 U.S.C. 101. Where applicable law requires that projects be treated as a project on a Federal-aid highway, the provisions of this subpart will apply regardless of the location of the project. Examples include: Surface Transportation Block Grant Program projects funded under 23 U.S.C. 133 [excluding recreational trails projects], the Nationally Significant Freight and Highway

Projects funded under 23 U.S.C. 117, and National Highway Freight Program projects funded under 23 U.S.C. 167.

The following provisions are from the U.S. Department of Labor regulations in 29 CFR 5.5 "Contract provisions and related matters" with minor revisions to conform to the FHWA-1273 format and FHWA program requirements.

#### 1. Minimum wages (29 CFR 5.5)

a. *Wage rates and fringe benefits.* All laborers and mechanics employed or working upon the site of the work (or otherwise working in construction or development of the project under a development statute), will be paid unconditionally and not less often than once a week, and without subsequent deduction or rebate on any account (except such payroll deductions as are permitted by regulations issued by the Secretary of Labor under the Copeland Act ([29 CFR part 3](#))), the full amount of basic hourly wages and bona fide fringe benefits (or cash equivalents thereof) due at time of payment computed at rates not less than those contained in the wage determination of the Secretary of Labor which is attached hereto and made a part hereof, regardless of any contractual relationship which may be alleged to exist between the contractor and such laborers and mechanics. As provided in paragraphs (d) and (e) of 29 CFR 5.5, the appropriate wage determinations are effective by operation of law even if they have not been attached to the contract. Contributions made or costs reasonably anticipated for bona fide fringe benefits under the Davis-Bacon Act ([40 U.S.C. 3141\(2\)\(B\)](#)) on behalf of laborers or mechanics are considered wages paid to such laborers or mechanics, subject to the provisions of paragraph 1.e. of this section; also, regular contributions made or costs incurred for more than a weekly period (but not less often than quarterly) under plans, funds, or programs which cover the particular weekly period, are deemed to be constructively made or incurred during such weekly period. Such laborers and mechanics must be paid the appropriate wage rate and fringe benefits on the wage determination for the classification(s) of work actually performed, without regard to skill, except as provided in paragraph 4. of this section. Laborers or mechanics performing work in more than one classification may be compensated at the rate specified for each classification for the time actually worked therein: *Provided*, That the employer's payroll records accurately set forth the time spent in each classification in which work is performed. The wage determination (including any additional classifications and wage rates conformed under paragraph 1.c. of this section) and the Davis-Bacon poster (WH-1321) must be posted at all times by the contractor and its subcontractors at the site of the work in a prominent and accessible place where it can be easily seen by the workers.

b. *Frequently recurring classifications.* (1) In addition to wage and fringe benefit rates that have been determined to be prevailing under the procedures set forth in [29 CFR part 1](#), a wage determination may contain, pursuant to § 1.3(f), wage and fringe benefit rates for classifications of laborers and mechanics for which conformance requests are regularly submitted pursuant to paragraph 1.c. of this section, provided that:

(i) The work performed by the classification is not performed by a classification in the wage determination for which a prevailing wage rate has been determined;

(ii) The classification is used in the area by the construction industry; and

(iii) The wage rate for the classification bears a reasonable relationship to the prevailing wage rates contained in the wage determination.

(2) The Administrator will establish wage rates for such classifications in accordance with paragraph 1.c.(1)(iii) of this section. Work performed in such a classification must be paid at no less than the wage and fringe benefit rate listed on the wage determination for such classification.

c. *Conformance.* (1) The contracting officer must require that any class of laborers or mechanics, including helpers, which is not listed in the wage determination and which is to be employed under the contract be classified in conformance with the wage determination. Conformance of an additional classification and wage rate and fringe benefits is appropriate only when the following criteria have been met:

(i) The work to be performed by the classification requested is not performed by a classification in the wage determination; and

(ii) The classification is used in the area by the construction industry; and

(iii) The proposed wage rate, including any bona fide fringe benefits, bears a reasonable relationship to the wage rates contained in the wage determination.

(2) The conformance process may not be used to split, subdivide, or otherwise avoid application of classifications listed in the wage determination.

(3) If the contractor and the laborers and mechanics to be employed in the classification (if known), or their representatives, and the contracting officer agree on the classification and wage rate (including the amount designated for fringe benefits where appropriate), a report of the action taken will be sent by the contracting officer by email to [DBAconformance@dol.gov](mailto:DBAconformance@dol.gov). The Administrator, or an authorized representative, will approve, modify, or disapprove every additional classification action within 30 days of receipt and so advise the contracting officer or will notify the contracting officer within the 30-day period that additional time is necessary.

(4) In the event the contractor, the laborers or mechanics to be employed in the classification or their representatives, and the contracting officer do not agree on the proposed classification and wage rate (including the amount designated for fringe benefits, where appropriate), the contracting officer will, by email to [DBAconformance@dol.gov](mailto:DBAconformance@dol.gov), refer the questions, including the views of all interested parties and the recommendation of the contracting officer, to the Administrator for determination. The Administrator, or an authorized representative, will issue a determination within 30 days of receipt and so advise the contracting officer or will notify the contracting officer within the 30-day period that additional time is necessary.

(5) The contracting officer must promptly notify the contractor of the action taken by the Wage and Hour Division

under paragraphs 1.c.(3) and (4) of this section. The contractor must furnish a written copy of such determination to each affected worker or it must be posted as a part of the wage determination. The wage rate (including fringe benefits where appropriate) determined pursuant to paragraph 1.c.(3) or (4) of this section must be paid to all workers performing work in the classification under this contract from the first day on which work is performed in the classification.

d. *Fringe benefits not expressed as an hourly rate.* Whenever the minimum wage rate prescribed in the contract for a class of laborers or mechanics includes a fringe benefit which is not expressed as an hourly rate, the contractor may either pay the benefit as stated in the wage determination or may pay another bona fide fringe benefit or an hourly cash equivalent thereof.

e. *Unfunded plans.* If the contractor does not make payments to a trustee or other third person, the contractor may consider as part of the wages of any laborer or mechanic the amount of any costs reasonably anticipated in providing bona fide fringe benefits under a plan or program, *Provided*, That the Secretary of Labor has found, upon the written request of the contractor, in accordance with the criteria set forth in § 5.28, that the applicable standards of the Davis-Bacon Act have been met. The Secretary of Labor may require the contractor to set aside in a separate account assets for the meeting of obligations under the plan or program.

f. *Interest.* In the event of a failure to pay all or part of the wages required by the contract, the contractor will be required to pay interest on any underpayment of wages.

## 2. Withholding (29 CFR 5.5)

a. *Withholding requirements.* The contracting agency may, upon its own action, or must, upon written request of an authorized representative of the Department of Labor, withhold or cause to be withheld from the contractor so much of the accrued payments or advances as may be considered necessary to satisfy the liabilities of the prime contractor or any subcontractor for the full amount of wages and monetary relief, including interest, required by the clauses set forth in this section for violations of this contract, or to satisfy any such liabilities required by any other Federal contract, or federally assisted contract subject to Davis-Bacon labor standards, that is held by the same prime contractor (as defined in § 5.2). The necessary funds may be withheld from the contractor under this contract, any other Federal contract with the same prime contractor, or any other federally assisted contract that is subject to Davis-Bacon labor standards requirements and is held by the same prime contractor, regardless of whether the other contract was awarded or assisted by the same agency, and such funds may be used to satisfy the contractor liability for which the funds were withheld. In the event of a contractor's failure to pay any laborer or mechanic, including any apprentice or helper working on the site of the work all or part of the wages required by the contract, or upon the contractor's failure to submit the required records as discussed in paragraph 3.d. of this section, the contracting agency may on its own initiative and after written notice to the contractor, take such action as may be necessary to cause the suspension of any further payment, advance, or guarantee of funds until such violations have ceased.

b. *Priority to withheld funds.* The Department has priority to funds withheld or to be withheld in accordance with paragraph

2.a. of this section or Section V, paragraph 3.a., or both, over claims to those funds by:

- (1) A contractor's surety(ies), including without limitation performance bond sureties and payment bond sureties;
- (2) A contracting agency for its procurement costs;
- (3) A trustee(s) (either a court-appointed trustee or a U.S. trustee, or both) in bankruptcy of a contractor, or a contractor's bankruptcy estate;
- (4) A contractor's assignee(s);
- (5) A contractor's successor(s); or
- (6) A claim asserted under the Prompt Payment Act, 31 U.S.C. 3901-3907.

### 3. Records and certified payrolls (29 CFR 5.5)

*a. Basic record requirements (1) Length of record retention.* All regular payrolls and other basic records must be maintained by the contractor and any subcontractor during the course of the work and preserved for all laborers and mechanics working at the site of the work (or otherwise working in construction or development of the project under a development statute) for a period of at least 3 years after all the work on the prime contract is completed.

*(2) Information required.* Such records must contain the name; Social Security number; last known address, telephone number, and email address of each such worker; each worker's correct classification(s) of work actually performed; hourly rates of wages paid (including rates of contributions or costs anticipated for bona fide fringe benefits or cash equivalents thereof of the types described in 40 U.S.C. 3141(2)(B) of the Davis-Bacon Act); daily and weekly number of hours actually worked in total and on each covered contract; deductions made; and actual wages paid.

*(3) Additional records relating to fringe benefits.* Whenever the Secretary of Labor has found under paragraph 1.e. of this section that the wages of any laborer or mechanic include the amount of any costs reasonably anticipated in providing benefits under a plan or program described in 40 U.S.C. 3141(2)(B) of the Davis-Bacon Act, the contractor must maintain records which show that the commitment to provide such benefits is enforceable, that the plan or program is financially responsible, and that the plan or program has been communicated in writing to the laborers or mechanics affected, and records which show the costs anticipated or the actual cost incurred in providing such benefits.

*(4) Additional records relating to apprenticeship.* Contractors with apprentices working under approved programs must maintain written evidence of the registration of apprenticeship programs, the registration of the apprentices, and the ratios and wage rates prescribed in the applicable programs.

*b. Certified payroll requirements (1) Frequency and method of submission.* The contractor or subcontractor must submit weekly, for each week in which any DBA- or Related Acts-covered work is performed, certified payrolls to the contracting

agency. The prime contractor is responsible for the submission of all certified payrolls by all subcontractors. A contracting agency or prime contractor may permit or require contractors to submit certified payrolls through an electronic system, as long as the electronic system requires a legally valid electronic signature; the system allows the contractor, the contracting agency, and the Department of Labor to access the certified payrolls upon request for at least 3 years after the work on the prime contract has been completed; and the contracting agency or prime contractor permits other methods of submission in situations where the contractor is unable or limited in its ability to use or access the electronic system.

*(2) Information required.* The certified payrolls submitted must set out accurately and completely all of the information required to be maintained under paragraph 3.a.(2) of this section, except that full Social Security numbers and last known addresses, telephone numbers, and email addresses must not be included on weekly transmittals. Instead, the certified payrolls need only include an individually identifying number for each worker (e.g., the last four digits of the worker's Social Security number). The required weekly certified payroll information may be submitted using Optional Form WH-347 or in any other format desired. Optional Form WH-347 is available for this purpose from the Wage and Hour Division website at <https://www.dol.gov/sites/dolgov/files/WHD/legacy/files/wh347.pdf> or its successor website. It is not a violation of this section for a prime contractor to require a subcontractor to provide full Social Security numbers and last known addresses, telephone numbers, and email addresses to the prime contractor for its own records, without weekly submission by the subcontractor to the contracting agency.

*(3) Statement of Compliance.* Each certified payroll submitted must be accompanied by a "Statement of Compliance," signed by the contractor or subcontractor, or the contractor's or subcontractor's agent who pays or supervises the payment of the persons working on the contract, and must certify the following:

(i) That the certified payroll for the payroll period contains the information required to be provided under paragraph 3.b. of this section, the appropriate information and basic records are being maintained under paragraph 3.a. of this section, and such information and records are correct and complete;

(ii) That each laborer or mechanic (including each helper and apprentice) working on the contract during the payroll period has been paid the full weekly wages earned, without rebate, either directly or indirectly, and that no deductions have been made either directly or indirectly from the full wages earned, other than permissible deductions as set forth in 29 CFR part 3; and

(iii) That each laborer or mechanic has been paid not less than the applicable wage rates and fringe benefits or cash equivalents for the classification(s) of work actually performed, as specified in the applicable wage determination incorporated into the contract.

*(4) Use of Optional Form WH-347.* The weekly submission of a properly executed certification set forth on the reverse side of Optional Form WH-347 will satisfy the requirement for submission of the "Statement of Compliance" required by paragraph 3.b.(3) of this section.

(5) *Signature.* The signature by the contractor, subcontractor, or the contractor's or subcontractor's agent must be an original handwritten signature or a legally valid electronic signature.

(6) *Falsification.* The falsification of any of the above certifications may subject the contractor or subcontractor to civil or criminal prosecution under [18 U.S.C. 1001](#) and [31 U.S.C. 3729](#).

(7) *Length of certified payroll retention.* The contractor or subcontractor must preserve all certified payrolls during the course of the work and for a period of 3 years after all the work on the prime contract is completed.

c. *Contracts, subcontracts, and related documents.* The contractor or subcontractor must maintain this contract or subcontract and related documents including, without limitation, bids, proposals, amendments, modifications, and extensions. The contractor or subcontractor must preserve these contracts, subcontracts, and related documents during the course of the work and for a period of 3 years after all the work on the prime contract is completed.

d. *Required disclosures and access (1) Required record disclosures and access to workers.* The contractor or subcontractor must make the records required under paragraphs 3.a. through 3.c. of this section, and any other documents that the contracting agency, the State DOT, the FHWA, or the Department of Labor deems necessary to determine compliance with the labor standards provisions of any of the applicable statutes referenced by § 5.1, available for inspection, copying, or transcription by authorized representatives of the contracting agency, the State DOT, the FHWA, or the Department of Labor, and must permit such representatives to interview workers during working hours on the job.

(2) *Sanctions for non-compliance with records and worker access requirements.* If the contractor or subcontractor fails to submit the required records or to make them available, or refuses to permit worker interviews during working hours on the job, the Federal agency may, after written notice to the contractor, sponsor, applicant, owner, or other entity, as the case may be, that maintains such records or that employs such workers, take such action as may be necessary to cause the suspension of any further payment, advance, or guarantee of funds. Furthermore, failure to submit the required records upon request or to make such records available, or to permit worker interviews during working hours on the job, may be grounds for debarment action pursuant to § 5.12. In addition, any contractor or other person that fails to submit the required records or make those records available to WHD within the time WHD requests that the records be produced will be precluded from introducing as evidence in an administrative proceeding under [29 CFR part 6](#) any of the required records that were not provided or made available to WHD. WHD will take into consideration a reasonable request from the contractor or person for an extension of the time for submission of records. WHD will determine the reasonableness of the request and may consider, among other things, the location of the records and the volume of production.

(3) *Required information disclosures.* Contractors and subcontractors must maintain the full Social Security number and last known address, telephone number, and email address

of each covered worker, and must provide them upon request to the contracting agency, the State DOT, the FHWA, the contractor, or the Wage and Hour Division of the Department of Labor for purposes of an investigation or other compliance action.

#### 4. Apprentices and equal employment opportunity (29 CFR 5.5)

a. *Apprentices (1) Rate of pay.* Apprentices will be permitted to work at less than the predetermined rate for the work they perform when they are employed pursuant to and individually registered in a bona fide apprenticeship program registered with the U.S. Department of Labor, Employment and Training Administration, Office of Apprenticeship (OA), or with a State Apprenticeship Agency recognized by the OA. A person who is not individually registered in the program, but who has been certified by the OA or a State Apprenticeship Agency (where appropriate) to be eligible for probationary employment as an apprentice, will be permitted to work at less than the predetermined rate for the work they perform in the first 90 days of probationary employment as an apprentice in such a program. In the event the OA or a State Apprenticeship Agency recognized by the OA withdraws approval of an apprenticeship program, the contractor will no longer be permitted to use apprentices at less than the applicable predetermined rate for the work performed until an acceptable program is approved.

(2) *Fringe benefits.* Apprentices must be paid fringe benefits in accordance with the provisions of the apprenticeship program. If the apprenticeship program does not specify fringe benefits, apprentices must be paid the full amount of fringe benefits listed on the wage determination for the applicable classification. If the Administrator determines that a different practice prevails for the applicable apprentice classification, fringe benefits must be paid in accordance with that determination.

(3) *Apprenticeship ratio.* The allowable ratio of apprentices to journeyworkers on the job site in any craft classification must not be greater than the ratio permitted to the contractor as to the entire work force under the registered program or the ratio applicable to the locality of the project pursuant to paragraph 4.a.(4) of this section. Any worker listed on a payroll at an apprentice wage rate, who is not registered or otherwise employed as stated in paragraph 4.a.(1) of this section, must be paid not less than the applicable wage rate on the wage determination for the classification of work actually performed. In addition, any apprentice performing work on the job site in excess of the ratio permitted under this section must be paid not less than the applicable wage rate on the wage determination for the work actually performed.

(4) *Reciprocity of ratios and wage rates.* Where a contractor is performing construction on a project in a locality other than the locality in which its program is registered, the ratios and wage rates (expressed in percentages of the journeyworker's hourly rate) applicable within the locality in which the construction is being performed must be observed. If there is no applicable ratio or wage rate for the locality of the project, the ratio and wage rate specified in the contractor's registered program must be observed.

b. *Equal employment opportunity.* The use of apprentices and journeyworkers under this part must be in conformity with

the equal employment opportunity requirements of Executive Order 11246, as amended, and [29 CFR part 30](#).

c. Apprentices and Trainees (programs of the U.S. DOT).

Apprentices and trainees working under apprenticeship and skill training programs which have been certified by the Secretary of Transportation as promoting EEO in connection with Federal-aid highway construction programs are not subject to the requirements of paragraph 4 of this Section IV. 23 CFR 230.111(e)(2). The straight time hourly wage rates for apprentices and trainees under such programs will be established by the particular programs. The ratio of apprentices and trainees to journeyworkers shall not be greater than permitted by the terms of the particular program.

**5. Compliance with Copeland Act requirements.** The contractor shall comply with the requirements of 29 CFR part 3, which are incorporated by reference in this contract as provided in 29 CFR 5.5.

**6. Subcontracts.** The contractor or subcontractor must insert FHWA-1273 in any subcontracts, along with the applicable wage determination(s) and such other clauses or contract modifications as the contracting agency may by appropriate instructions require, and a clause requiring the subcontractors to include these clauses and wage determination(s) in any lower tier subcontracts. The prime contractor is responsible for the compliance by any subcontractor or lower tier subcontractor with all the contract clauses in this section. In the event of any violations of these clauses, the prime contractor and any subcontractor(s) responsible will be liable for any unpaid wages and monetary relief, including interest from the date of the underpayment or loss, due to any workers of lower-tier subcontractors, and may be subject to debarment, as appropriate. 29 CFR 5.5.

**7. Contract termination: debarment.** A breach of the contract clauses in 29 CFR 5.5 may be grounds for termination of the contract, and for debarment as a contractor and a subcontractor as provided in 29 CFR 5.12.

**8. Compliance with Davis-Bacon and Related Act requirements.** All rulings and interpretations of the Davis-Bacon and Related Acts contained in 29 CFR parts 1, 3, and 5 are herein incorporated by reference in this contract as provided in 29 CFR 5.5.

**9. Disputes concerning labor standards.** As provided in 29 CFR 5.5, disputes arising out of the labor standards provisions of this contract shall not be subject to the general disputes clause of this contract. Such disputes shall be resolved in accordance with the procedures of the Department of Labor set forth in 29 CFR parts 5, 6, and 7. Disputes within the meaning of this clause include disputes between the contractor (or any of its subcontractors) and the contracting agency, the U.S. Department of Labor, or the employees or their representatives.

**10. Certification of eligibility.** a. By entering into this contract, the contractor certifies that neither it nor any person or firm who has an interest in the contractor's firm is a person or firm ineligible to be awarded Government contracts by virtue of [40 U.S.C. 3144\(b\)](#) or § 5.12(a).

b. No part of this contract shall be subcontracted to any person or firm ineligible for award of a Government contract by virtue of [40 U.S.C. 3144\(b\)](#) or § 5.12(a).

c. The penalty for making false statements is prescribed in the U.S. Code, Title 18 Crimes and Criminal Procedure, [18 U.S.C. 1001](#).

**11. Anti-retaliation.** It is unlawful for any person to discharge, demote, intimidate, threaten, restrain, coerce, blacklist, harass, or in any other manner discriminate against, or to cause any person to discharge, demote, intimidate, threaten, restrain, coerce, blacklist, harass, or in any other manner discriminate against, any worker or job applicant for:

a. Notifying any contractor of any conduct which the worker reasonably believes constitutes a violation of the DBA, Related Acts, this part, or [29 CFR part 1](#) or [3](#);

b. Filing any complaint, initiating or causing to be initiated any proceeding, or otherwise asserting or seeking to assert on behalf of themselves or others any right or protection under the DBA, Related Acts, this part, or [29 CFR part 1](#) or [3](#);

c. Cooperating in any investigation or other compliance action, or testifying in any proceeding under the DBA, Related Acts, this part, or [29 CFR part 1](#) or [3](#); or

d. Informing any other person about their rights under the DBA, Related Acts, this part, or [29 CFR part 1](#) or [3](#).

## V. CONTRACT WORK HOURS AND SAFETY STANDARDS ACT

Pursuant to 29 CFR 5.5(b), the following clauses apply to any Federal-aid construction contract in an amount in excess of \$100,000 and subject to the overtime provisions of the Contract Work Hours and Safety Standards Act. These clauses shall be inserted in addition to the clauses required by 29 CFR 5.5(a) or 29 CFR 4.6. As used in this paragraph, the terms laborers and mechanics include watchpersons and guards.

**1. Overtime requirements.** No contractor or subcontractor contracting for any part of the contract work which may require or involve the employment of laborers or mechanics shall require or permit any such laborer or mechanic in any workweek in which he or she is employed on such work to work in excess of forty hours in such workweek unless such laborer or mechanic receives compensation at a rate not less than one and one-half times the basic rate of pay for all hours worked in excess of forty hours in such workweek. 29 CFR 5.5.

**2. Violation; liability for unpaid wages; liquidated damages.** In the event of any violation of the clause set forth in paragraph 1. of this section the contractor and any subcontractor responsible therefor shall be liable for the unpaid wages and interest from the date of the underpayment. In addition, such contractor and subcontractor shall be liable to the United States (in the case of work done under contract for the District of Columbia or a territory, to such District or to such territory), for liquidated damages. Such liquidated damages shall be computed with respect to each individual laborer or

mechanic, including watchpersons and guards, employed in violation of the clause set forth in paragraph 1. of this section, in the sum currently provided in 29 CFR 5.5(b)(2)\* for each calendar day on which such individual was required or permitted to work in excess of the standard workweek of forty hours without payment of the overtime wages required by the clause set forth in paragraph 1. of this section.

\* \$31 as of January 15, 2023 (See 88 FR 88 FR 2210) as may be adjusted annually by the Department of Labor, pursuant to the Federal Civil Penalties Inflation Adjustment Act of 1990.

### 3. Withholding for unpaid wages and liquidated damages

a. *Withholding process.* The FHWA or the contracting agency may, upon its own action, or must, upon written request of an authorized representative of the Department of Labor, withhold or cause to be withheld from the contractor so much of the accrued payments or advances as may be considered necessary to satisfy the liabilities of the prime contractor or any subcontractor for any unpaid wages; monetary relief, including interest; and liquidated damages required by the clauses set forth in this section on this contract, any other Federal contract with the same prime contractor, or any other federally assisted contract subject to the Contract Work Hours and Safety Standards Act that is held by the same prime contractor (as defined in § 5.2). The necessary funds may be withheld from the contractor under this contract, any other Federal contract with the same prime contractor, or any other federally assisted contract that is subject to the Contract Work Hours and Safety Standards Act and is held by the same prime contractor, regardless of whether the other contract was awarded or assisted by the same agency, and such funds may be used to satisfy the contractor liability for which the funds were withheld.

b. *Priority to withheld funds.* The Department has priority to funds withheld or to be withheld in accordance with Section IV paragraph 2.a. or paragraph 3.a. of this section, or both, over claims to those funds by:

- (1) A contractor's surety(ies), including without limitation performance bond sureties and payment bond sureties;
- (2) A contracting agency for its reprocurement costs;
- (3) A trustee(s) (either a court-appointed trustee or a U.S. trustee, or both) in bankruptcy of a contractor, or a contractor's bankruptcy estate;
- (4) A contractor's assignee(s);
- (5) A contractor's successor(s); or
- (6) A claim asserted under the Prompt Payment Act, [31 U.S.C. 3901–3907](#).

**4. Subcontracts.** The contractor or subcontractor must insert in any subcontracts the clauses set forth in paragraphs 1. through 5. of this section and a clause requiring the subcontractors to include these clauses in any lower tier subcontracts. The prime contractor is responsible for compliance by any subcontractor or lower tier subcontractor with the clauses set forth in paragraphs 1. through 5. In the

event of any violations of these clauses, the prime contractor and any subcontractor(s) responsible will be liable for any unpaid wages and monetary relief, including interest from the date of the underpayment or loss, due to any workers of lower-tier subcontractors, and associated liquidated damages and may be subject to debarment, as appropriate.

**5. Anti-retaliation.** It is unlawful for any person to discharge, demote, intimidate, threaten, restrain, coerce, blacklist, harass, or in any other manner discriminate against, or to cause any person to discharge, demote, intimidate, threaten, restrain, coerce, blacklist, harass, or in any other manner discriminate against, any worker or job applicant for:

a. Notifying any contractor of any conduct which the worker reasonably believes constitutes a violation of the Contract Work Hours and Safety Standards Act (CWHSSA) or its implementing regulations in this part;

b. Filing any complaint, initiating or causing to be initiated any proceeding, or otherwise asserting or seeking to assert on behalf of themselves or others any right or protection under CWHSSA or this part;

c. Cooperating in any investigation or other compliance action, or testifying in any proceeding under CWHSSA or this part; or

d. Informing any other person about their rights under CWHSSA or this part.

### VI. SUBLETTING OR ASSIGNING THE CONTRACT

This provision is applicable to all Federal-aid construction contracts on the National Highway System pursuant to 23 CFR 635.116.

1. The contractor shall perform with its own organization contract work amounting to not less than 30 percent (or a greater percentage if specified elsewhere in the contract) of the total original contract price, excluding any specialty items designated by the contracting agency. Specialty items may be performed by subcontract and the amount of any such specialty items performed may be deducted from the total original contract price before computing the amount of work required to be performed by the contractor's own organization (23 CFR 635.116).

a. The term "perform work with its own organization" in paragraph 1 of Section VI refers to workers employed or leased by the prime contractor, and equipment owned or rented by the prime contractor, with or without operators. Such term does not include employees or equipment of a subcontractor or lower tier subcontractor, agents of the prime contractor, or any other assignees. The term may include payments for the costs of hiring leased employees from an employee leasing firm meeting all relevant Federal and State regulatory requirements. Leased employees may only be included in this term if the prime contractor meets all of the following conditions: (based on longstanding interpretation)

(1) the prime contractor maintains control over the supervision of the day-to-day activities of the leased employees;

(2) the prime contractor remains responsible for the quality of the work of the leased employees;

- (3) the prime contractor retains all power to accept or exclude individual employees from work on the project; and
- (4) the prime contractor remains ultimately responsible for the payment of predetermined minimum wages, the submission of payrolls, statements of compliance and all other Federal regulatory requirements.

b. "Specialty Items" shall be construed to be limited to work that requires highly specialized knowledge, abilities, or equipment not ordinarily available in the type of contracting organizations qualified and expected to bid or propose on the contract as a whole and in general are to be limited to minor components of the overall contract. 23 CFR 635.102.

2. Pursuant to 23 CFR 635.116(a), the contract amount upon which the requirements set forth in paragraph (1) of Section VI is computed includes the cost of material and manufactured products which are to be purchased or produced by the contractor under the contract provisions.

3. Pursuant to 23 CFR 635.116(c), the contractor shall furnish (a) a competent superintendent or supervisor who is employed by the firm, has full authority to direct performance of the work in accordance with the contract requirements, and is in charge of all construction operations (regardless of who performs the work) and (b) such other of its own organizational resources (supervision, management, and engineering services) as the contracting officer determines is necessary to assure the performance of the contract.

4. No portion of the contract shall be sublet, assigned or otherwise disposed of except with the written consent of the contracting officer, or authorized representative, and such consent when given shall not be construed to relieve the contractor of any responsibility for the fulfillment of the contract. Written consent will be given only after the contracting agency has assured that each subcontract is evidenced in writing and that it contains all pertinent provisions and requirements of the prime contract. (based on long-standing interpretation of 23 CFR 635.116).

5. The 30-percent self-performance requirement of paragraph (1) is not applicable to design-build contracts; however, contracting agencies may establish their own self-performance requirements. 23 CFR 635.116(d).

#### **VII. SAFETY: ACCIDENT PREVENTION**

This provision is applicable to all Federal-aid construction contracts and to all related subcontracts.

1. In the performance of this contract the contractor shall comply with all applicable Federal, State, and local laws governing safety, health, and sanitation (23 CFR Part 635). The contractor shall provide all safeguards, safety devices and protective equipment and take any other needed actions as it determines, or as the contracting officer may determine, to be reasonably necessary to protect the life and health of employees on the job and the safety of the public and to protect property in connection with the performance of the work covered by the contract. 23 CFR 635.108.

2. It is a condition of this contract, and shall be made a condition of each subcontract, which the contractor enters into pursuant to this contract, that the contractor and any subcontractor shall not permit any employee, in performance of the contract, to work in surroundings or under conditions which are unsanitary, hazardous or dangerous to his/her health or safety, as determined under construction safety and

health standards (29 CFR Part 1926) promulgated by the Secretary of Labor, in accordance with Section 107 of the Contract Work Hours and Safety Standards Act (40 U.S.C. 3704). 29 CFR 1926.10.

3. Pursuant to 29 CFR 1926.3, it is a condition of this contract that the Secretary of Labor or authorized representative thereof, shall have right of entry to any site of contract performance to inspect or investigate the matter of compliance with the construction safety and health standards and to carry out the duties of the Secretary under Section 107 of the Contract Work Hours and Safety Standards Act (40 U.S.C. 3704).

#### **VIII. FALSE STATEMENTS CONCERNING HIGHWAY PROJECTS**

This provision is applicable to all Federal-aid construction contracts and to all related subcontracts.

In order to assure high quality and durable construction in conformity with approved plans and specifications and a high degree of reliability on statements and representations made by engineers, contractors, suppliers, and workers on Federal-aid highway projects, it is essential that all persons concerned with the project perform their functions as carefully, thoroughly, and honestly as possible. Willful falsification, distortion, or misrepresentation with respect to any facts related to the project is a violation of Federal law. To prevent any misunderstanding regarding the seriousness of these and similar acts, Form FHWA-1022 shall be posted on each Federal-aid highway project (23 CFR Part 635) in one or more places where it is readily available to all persons concerned with the project:

18 U.S.C. 1020 reads as follows:

"Whoever, being an officer, agent, or employee of the United States, or of any State or Territory, or whoever, whether a person, association, firm, or corporation, knowingly makes any false statement, false representation, or false report as to the character, quality, quantity, or cost of the material used or to be used, or the quantity or quality of the work performed or to be performed, or the cost thereof in connection with the submission of plans, maps, specifications, contracts, or costs of construction on any highway or related project submitted for approval to the Secretary of Transportation; or

Whoever knowingly makes any false statement, false representation, false report or false claim with respect to the character, quality, quantity, or cost of any work performed or to be performed, or materials furnished or to be furnished, in connection with the construction of any highway or related project approved by the Secretary of Transportation; or

Whoever knowingly makes any false statement or false representation as to material fact in any statement, certificate, or report submitted pursuant to provisions of the Federal-aid Roads Act approved July 11, 1916, (39 Stat. 355), as amended and supplemented;

Shall be fined under this title or imprisoned not more than 5 years or both."

**IX. IMPLEMENTATION OF CLEAN AIR ACT AND FEDERAL WATER POLLUTION CONTROL ACT (42 U.S.C. 7606; 2 CFR 200.88; EO 11738)**

This provision is applicable to all Federal-aid construction contracts in excess of \$150,000 and to all related subcontracts. 48 CFR 2.101; 2 CFR 200.327.

By submission of this bid/proposal or the execution of this contract or subcontract, as appropriate, the bidder, proposer, Federal-aid construction contractor, subcontractor, supplier, or vendor agrees to comply with all applicable standards, orders or regulations issued pursuant to the Clean Air Act (42 U.S.C. 7401-7671q) and the Federal Water Pollution Control Act, as amended (33 U.S.C. 1251-1387). Violations must be reported to the Federal Highway Administration and the Regional Office of the Environmental Protection Agency. 2 CFR Part 200, Appendix II.

The contractor agrees to include or cause to be included the requirements of this Section in every subcontract, and further agrees to take such action as the contracting agency may direct as a means of enforcing such requirements. 2 CFR 200.327.

**X. CERTIFICATION REGARDING DEBARMENT, SUSPENSION, INELIGIBILITY AND VOLUNTARY EXCLUSION**

This provision is applicable to all Federal-aid construction contracts, design-build contracts, subcontracts, lower-tier subcontracts, purchase orders, lease agreements, consultant contracts or any other covered transaction requiring FHWA approval or that is estimated to cost \$25,000 or more – as defined in 2 CFR Parts 180 and 1200. 2 CFR 180.220 and 1200.220.

**1. Instructions for Certification – First Tier Participants:**

a. By signing and submitting this proposal, the prospective first tier participant is providing the certification set out below.

b. The inability of a person to provide the certification set out below will not necessarily result in denial of participation in this covered transaction. The prospective first tier participant shall submit an explanation of why it cannot provide the certification set out below. The certification or explanation will be considered in connection with the department or agency's determination whether to enter into this transaction. However, failure of the prospective first tier participant to furnish a certification or an explanation shall disqualify such a person from participation in this transaction. 2 CFR 180.320.

c. The certification in this clause is a material representation of fact upon which reliance was placed when the contracting agency determined to enter into this transaction. If it is later determined that the prospective participant knowingly rendered an erroneous certification, in addition to other remedies available to the Federal Government, the contracting agency may terminate this transaction for cause of default. 2 CFR 180.325.

d. The prospective first tier participant shall provide immediate written notice to the contracting agency to whom this proposal is submitted if any time the prospective first tier participant learns that its certification was erroneous when submitted or has become erroneous by reason of changed circumstances. 2 CFR 180.345 and 180.350.

e. The terms "covered transaction," "debarred," "suspended," "ineligible," "participant," "person," "principal," and "voluntarily excluded," as used in this clause, are defined in 2 CFR Parts 180, Subpart I, 180.900-180.1020, and 1200. "First Tier Covered Transactions" refers to any covered transaction between a recipient or subrecipient of Federal funds and a participant (such as the prime or general contract). "Lower Tier Covered Transactions" refers to any covered transaction under a First Tier Covered Transaction (such as subcontracts). "First Tier Participant" refers to the participant who has entered into a covered transaction with a recipient or subrecipient of Federal funds (such as the prime or general contractor). "Lower Tier Participant" refers any participant who has entered into a covered transaction with a First Tier Participant or other Lower Tier Participants (such as subcontractors and suppliers).

f. The prospective first tier participant agrees by submitting this proposal that, should the proposed covered transaction be entered into, it shall not knowingly enter into any lower tier covered transaction with a person who is debarred, suspended, declared ineligible, or voluntarily excluded from participation in this covered transaction, unless authorized by the department or agency entering into this transaction. 2 CFR 180.330.

g. The prospective first tier participant further agrees by submitting this proposal that it will include the clause titled "Certification Regarding Debarment, Suspension, Ineligibility and Voluntary Exclusion-Lower Tier Covered Transactions," provided by the department or contracting agency, entering into this covered transaction, without modification, in all lower tier covered transactions and in all solicitations for lower tier covered transactions exceeding the \$25,000 threshold. 2 CFR 180.220 and 180.300.

h. A participant in a covered transaction may rely upon a certification of a prospective participant in a lower tier covered transaction that is not debarred, suspended, ineligible, or voluntarily excluded from the covered transaction, unless it knows that the certification is erroneous. 2 CFR 180.300; 180.320, and 180.325. A participant is responsible for ensuring that its principals are not suspended, debarred, or otherwise ineligible to participate in covered transactions. 2 CFR 180.335. To verify the eligibility of its principals, as well as the eligibility of any lower tier prospective participants, each participant may, but is not required to, check the System for Award Management website (<https://www.sam.gov/>). 2 CFR 180.300, 180.320, and 180.325.

i. Nothing contained in the foregoing shall be construed to require the establishment of a system of records in order to render in good faith the certification required by this clause. The knowledge and information of the prospective participant is not required to exceed that which is normally possessed by a prudent person in the ordinary course of business dealings.

j. Except for transactions authorized under paragraph (f) of these instructions, if a participant in a covered transaction knowingly enters into a lower tier covered transaction with a person who is suspended, debarred, ineligible, or voluntarily excluded from participation in this transaction, in addition to other remedies available to the Federal Government, the department or agency may terminate this transaction for cause or default. 2 CFR 180.325.

\* \* \* \* \*

**2. Certification Regarding Debarment, Suspension, Ineligibility and Voluntary Exclusion – First Tier Participants:**

a. The prospective first tier participant certifies to the best of its knowledge and belief, that it and its principals:

(1) Are not presently debarred, suspended, proposed for debarment, declared ineligible, or voluntarily excluded from participating in covered transactions by any Federal department or agency, 2 CFR 180.335;.

(2) Have not within a three-year period preceding this proposal been convicted of or had a civil judgment rendered against them for commission of fraud or a criminal offense in connection with obtaining, attempting to obtain, or performing a public (Federal, State, or local) transaction or contract under a public transaction; violation of Federal or State antitrust statutes or commission of embezzlement, theft, forgery, bribery, falsification or destruction of records, making false statements, or receiving stolen property, 2 CFR 180.800;

(3) Are not presently indicted for or otherwise criminally or civilly charged by a governmental entity (Federal, State or local) with commission of any of the offenses enumerated in paragraph (a)(2) of this certification, 2 CFR 180.700 and 180.800; and

(4) Have not within a three-year period preceding this application/proposal had one or more public transactions (Federal, State or local) terminated for cause or default. 2 CFR 180.335(d).

(5) Are not a corporation that has been convicted of a felony violation under any Federal law within the two-year period preceding this proposal (USDOT Order 4200.6 implementing appropriations act requirements); and

(6) Are not a corporation with any unpaid Federal tax liability that has been assessed, for which all judicial and administrative remedies have been exhausted, or have lapsed, and that is not being paid in a timely manner pursuant to an agreement with the authority responsible for collecting the tax liability (USDOT Order 4200.6 implementing appropriations act requirements).

b. Where the prospective participant is unable to certify to any of the statements in this certification, such prospective participant should attach an explanation to this proposal. 2 CFR 180.335 and 180.340.

\* \* \* \* \*

**3. Instructions for Certification - Lower Tier Participants:**

(Applicable to all subcontracts, purchase orders, and other lower tier transactions requiring prior FHWA approval or estimated to cost \$25,000 or more - 2 CFR Parts 180 and 1200). 2 CFR 180.220 and 1200.220.

a. By signing and submitting this proposal, the prospective lower tier participant is providing the certification set out below.

b. The certification in this clause is a material representation of fact upon which reliance was placed when this transaction was entered into. If it is later determined that the prospective lower tier participant knowingly rendered an erroneous certification, in addition to other remedies available to the Federal Government, the department, or agency with which

this transaction originated may pursue available remedies, including suspension and/or debarment.

c. The prospective lower tier participant shall provide immediate written notice to the person to which this proposal is submitted if at any time the prospective lower tier participant learns that its certification was erroneous by reason of changed circumstances. 2 CFR 180.365.

d. The terms "covered transaction," "debarred," "suspended," "ineligible," "participant," "person," "principal," and "voluntarily excluded," as used in this clause, are defined in 2 CFR Parts 180, Subpart I, 180.900 – 180.1020, and 1200. You may contact the person to which this proposal is submitted for assistance in obtaining a copy of those regulations. "First Tier Covered Transactions" refers to any covered transaction between a recipient or subrecipient of Federal funds and a participant (such as the prime or general contract). "Lower Tier Covered Transactions" refers to any covered transaction under a First Tier Covered Transaction (such as subcontracts). "First Tier Participant" refers to the participant who has entered into a covered transaction with a recipient or subrecipient of Federal funds (such as the prime or general contractor). "Lower Tier Participant" refers any participant who has entered into a covered transaction with a First Tier Participant or other Lower Tier Participants (such as subcontractors and suppliers).

e. The prospective lower tier participant agrees by submitting this proposal that, should the proposed covered transaction be entered into, it shall not knowingly enter into any lower tier covered transaction with a person who is debarred, suspended, declared ineligible, or voluntarily excluded from participation in this covered transaction, unless authorized by the department or agency with which this transaction originated. 2 CFR 1200.220 and 1200.332.

f. The prospective lower tier participant further agrees by submitting this proposal that it will include this clause titled "Certification Regarding Debarment, Suspension, Ineligibility and Voluntary Exclusion-Lower Tier Covered Transaction," without modification, in all lower tier covered transactions and in all solicitations for lower tier covered transactions exceeding the \$25,000 threshold. 2 CFR 180.220 and 1200.220.

g. A participant in a covered transaction may rely upon a certification of a prospective participant in a lower tier covered transaction that is not debarred, suspended, ineligible, or voluntarily excluded from the covered transaction, unless it knows that the certification is erroneous. A participant is responsible for ensuring that its principals are not suspended, debarred, or otherwise ineligible to participate in covered transactions. To verify the eligibility of its principals, as well as the eligibility of any lower tier prospective participants, each participant may, but is not required to, check the System for Award Management website (<https://www.sam.gov/>), which is compiled by the General Services Administration. 2 CFR 180.300, 180.320, 180.330, and 180.335.

h. Nothing contained in the foregoing shall be construed to require establishment of a system of records in order to render in good faith the certification required by this clause. The knowledge and information of participant is not required to exceed that which is normally possessed by a prudent person in the ordinary course of business dealings.

i. Except for transactions authorized under paragraph e of these instructions, if a participant in a covered transaction knowingly enters into a lower tier covered transaction with a person who is suspended, debarred, ineligible, or voluntarily

excluded from participation in this transaction, in addition to other remedies available to the Federal Government, the department or agency with which this transaction originated may pursue available remedies, including suspension and/or debarment. 2 CFR 180.325.

\* \* \* \* \*

**4. Certification Regarding Debarment, Suspension, Ineligibility and Voluntary Exclusion--Lower Tier Participants:**

a. The prospective lower tier participant certifies, by submission of this proposal, that neither it nor its principals:

(1) is presently debarred, suspended, proposed for debarment, declared ineligible, or voluntarily excluded from participating in covered transactions by any Federal department or agency, 2 CFR 180.355;

(2) is a corporation that has been convicted of a felony violation under any Federal law within the two-year period preceding this proposal (USDOT Order 4200.6 implementing appropriations act requirements); and

(3) is a corporation with any unpaid Federal tax liability that has been assessed, for which all judicial and administrative remedies have been exhausted, or have lapsed, and that is not being paid in a timely manner pursuant to an agreement with the authority responsible for collecting the tax liability. (USDOT Order 4200.6 implementing appropriations act requirements)

b. Where the prospective lower tier participant is unable to certify to any of the statements in this certification, such prospective participant should attach an explanation to this proposal.

\* \* \* \* \*

**XI. CERTIFICATION REGARDING USE OF CONTRACT FUNDS FOR LOBBYING**

This provision is applicable to all Federal-aid construction contracts and to all related subcontracts which exceed \$100,000. 49 CFR Part 20, App. A.

1. The prospective participant certifies, by signing and submitting this bid or proposal, to the best of his or her knowledge and belief, that:

a. No Federal appropriated funds have been paid or will be paid, by or on behalf of the undersigned, to any person for influencing or attempting to influence an officer or employee of any Federal agency, a Member of Congress, an officer or employee of Congress, or an employee of a Member of Congress in connection with the awarding of any Federal contract, the making of any Federal grant, the making of any Federal loan, the entering into of any cooperative agreement, and the extension, continuation, renewal, amendment, or modification of any Federal contract, grant, loan, or cooperative agreement.

b. If any funds other than Federal appropriated funds have been paid or will be paid to any person for influencing or attempting to influence an officer or employee of any Federal agency, a Member of Congress, an officer or employee of Congress, or an employee of a Member of Congress in connection with this Federal contract, grant, loan, or

cooperative agreement, the undersigned shall complete and submit Standard Form-LLL, "Disclosure Form to Report Lobbying," in accordance with its instructions.

2. This certification is a material representation of fact upon which reliance was placed when this transaction was made or entered into. Submission of this certification is a prerequisite for making or entering into this transaction imposed by 31 U.S.C. 1352. Any person who fails to file the required certification shall be subject to a civil penalty of not less than \$10,000 and not more than \$100,000 for each such failure.

3. The prospective participant also agrees by submitting its bid or proposal that the participant shall require that the language of this certification be included in all lower tier subcontracts, which exceed \$100,000 and that all such recipients shall certify and disclose accordingly.

**XII. USE OF UNITED STATES-FLAG VESSELS:**

This provision is applicable to all Federal-aid construction contracts, design-build contracts, subcontracts, lower-tier subcontracts, purchase orders, lease agreements, or any other covered transaction. 46 CFR Part 381.

This requirement applies to material or equipment that is acquired for a specific Federal-aid highway project. 46 CFR 381.7. It is not applicable to goods or materials that come into inventories independent of an FHWA funded-contract.

When oceanic shipments (or shipments across the Great Lakes) are necessary for materials or equipment acquired for a specific Federal-aid construction project, the bidder, proposer, contractor, subcontractor, or vendor agrees:

1. To utilize privately owned United States-flag commercial vessels to ship at least 50 percent of the gross tonnage (computed separately for dry bulk carriers, dry cargo liners, and tankers) involved, whenever shipping any equipment, material, or commodities pursuant to this contract, to the extent such vessels are available at fair and reasonable rates for United States-flag commercial vessels. 46 CFR 381.7.

2. To furnish within 20 days following the date of loading for shipments originating within the United States or within 30 working days following the date of loading for shipments originating outside the United States, a legible copy of a rated, 'on-board' commercial ocean bill-of-lading in English for each shipment of cargo described in paragraph (b)(1) of this section to both the Contracting Officer (through the prime contractor in the case of subcontractor bills-of-lading) and to the Office of Cargo and Commercial Sealift (MAR-620), Maritime Administration, Washington, DC 20590. (MARAD requires copies of the ocean carrier's (master) bills of lading, certified onboard, dated, with rates and charges. These bills of lading may contain business sensitive information and therefore may be submitted directly to MARAD by the Ocean Transportation Intermediary on behalf of the contractor). 46 CFR 381.7.

**ATTACHMENT A - EMPLOYMENT AND MATERIALS  
PREFERENCE FOR APPALACHIAN DEVELOPMENT  
HIGHWAY SYSTEM OR APPALACHIAN LOCAL ACCESS  
ROAD CONTRACTS (23 CFR 633, Subpart B, Appendix B)**

This provision is applicable to all Federal-aid projects funded under the Appalachian Regional Development Act of 1965.

1. During the performance of this contract, the contractor undertaking to do work which is, or reasonably may be, done as on-site work, shall give preference to qualified persons who regularly reside in the labor area as designated by the DOL wherein the contract work is situated, or the subregion, or the Appalachian counties of the State wherein the contract work is situated, except:

a. To the extent that qualified persons regularly residing in the area are not available.

b. For the reasonable needs of the contractor to employ supervisory or specially experienced personnel necessary to assure an efficient execution of the contract work.

c. For the obligation of the contractor to offer employment to present or former employees as the result of a lawful collective bargaining contract, provided that the number of nonresident persons employed under this subparagraph (1c) shall not exceed 20 percent of the total number of employees employed by the contractor on the contract work, except as provided in subparagraph (4) below.

2. The contractor shall place a job order with the State Employment Service indicating (a) the classifications of the laborers, mechanics and other employees required to perform the contract work, (b) the number of employees required in each classification, (c) the date on which the participant estimates such employees will be required, and (d) any other pertinent information required by the State Employment Service to complete the job order form. The job order may be placed with the State Employment Service in writing or by telephone. If during the course of the contract work, the information submitted by the contractor in the original job order is substantially modified, the participant shall promptly notify the State Employment Service.

3. The contractor shall give full consideration to all qualified job applicants referred to him by the State Employment Service. The contractor is not required to grant employment to any job applicants who, in his opinion, are not qualified to perform the classification of work required.

4. If, within one week following the placing of a job order by the contractor with the State Employment Service, the State Employment Service is unable to refer any qualified job applicants to the contractor, or less than the number requested, the State Employment Service will forward a certificate to the contractor indicating the unavailability of applicants. Such certificate shall be made a part of the contractor's permanent project records. Upon receipt of this certificate, the contractor may employ persons who do not normally reside in the labor area to fill positions covered by the certificate, notwithstanding the provisions of subparagraph (1c) above.

5. The provisions of 23 CFR 633.207(e) allow the contracting agency to provide a contractual preference for the use of mineral resource materials native to the Appalachian region.

6. The contractor shall include the provisions of Sections 1 through 4 of this Attachment A in every subcontract for work which is, or reasonably may be, done as on-site work.

**STANDARD SPECIAL PROVISION****ON-THE-JOB TRAINING**

(10-16-07) (Rev. 4-21-15)

Z-10

**Description**

The North Carolina Department of Transportation will administer a custom version of the Federal On-the-Job Training (OJT) Program, commonly referred to as the Alternate OJT Program. All contractors (existing and newcomers) will be automatically placed in the Alternate Program. Standard OJT requirements typically associated with individual projects will no longer be applied at the project level. Instead, these requirements will be applicable on an annual basis for each contractor administered by the OJT Program Manager.

On the Job Training shall meet the requirements of 23 CFR 230.107 (b), 23 USC – Section 140, this provision and the On-the-Job Training Program Manual.

The Alternate OJT Program will allow a contractor to train employees on Federal, State and privately funded projects located in North Carolina. However, priority shall be given to training employees on NCDOT Federal-Aid funded projects.

**Minorities and Women**

Developing, training and upgrading of minorities and women toward journeyman level status is a primary objective of this special training provision. Accordingly, the Contractor shall make every effort to enroll minority and women as trainees to the extent that such persons are available within a reasonable area of recruitment. This training commitment is not intended, and shall not be used, to discriminate against any applicant for training, whether a member of a minority group or not.

**Assigning Training Goals**

The Department, through the OJT Program Manager, will assign training goals for a calendar year based on the contractors' past three years' activity and the contractors' anticipated upcoming year's activity with the Department. At the beginning of each year, all contractors eligible will be contacted by the Department to determine the number of trainees that will be assigned for the upcoming calendar year. At that time the Contractor shall enter into an agreement with the Department to provide a self-imposed on-the-job training program for the calendar year. This agreement will include a specific number of annual training goals agreed to by both parties. The number of training assignments may range from 1 to 15 per contractor per calendar year. The Contractor shall sign an agreement to fulfill their annual goal for the year.\

### **Training Classifications**

The Contractor shall provide on-the-job training aimed at developing full journeyman level workers in the construction craft/operator positions. Preference shall be given to providing training in the following skilled work classifications:

Equipment Operators	Office Engineers
Truck Drivers	Estimators
Carpenters	Iron / Reinforcing Steel Workers
Concrete Finishers	Mechanics
Pipe Layers	Welders

The Department has established common training classifications and their respective training requirements that may be used by the contractors. However, the classifications established are not all-inclusive. Where the training is oriented toward construction applications, training will be allowed in lower-level management positions such as office engineers and estimators. Contractors shall submit new classifications for specific job functions that their employees are performing. The Department will review and recommend for acceptance to FHWA the new classifications proposed by contractors, if applicable. New classifications shall meet the following requirements:

Proposed training classifications are reasonable and realistic based on the job skill classification needs, and

The number of training hours specified in the training classification is consistent with common practices and provides enough time for the trainee to obtain journeyman level status.

The Contractor may allow trainees to be trained by a subcontractor provided that the Contractor retains primary responsibility for meeting the training and this provision is made applicable to the subcontract. However, only the Contractor will receive credit towards the annual goal for the trainee.

Where feasible, 25 percent of apprentices or trainees in each occupation shall be in their first year of apprenticeship or training. The number of trainees shall be distributed among the work classifications on the basis of the contractor's needs and the availability of journeymen in the various classifications within a reasonable area of recruitment.

No employee shall be employed as a trainee in any classification in which they have successfully completed a training course leading to journeyman level status or in which they have been employed as a journeyman.

### **Records and Reports**

The Contractor shall maintain enrollment, monthly and completion reports documenting company compliance under these contract documents. These documents and any other information as requested shall be submitted to the OJT Program Manager.

Upon completion and graduation of the program, the Contractor shall provide each trainee with a certification Certificate showing the type and length of training satisfactorily completed.

**Trainee Interviews**

All trainees enrolled in the program will receive an initial and Trainee/Post graduate interview conducted by the OJT program staff.

**Trainee Wages**

Contractors shall compensate trainees on a graduating pay scale based upon a percentage of the prevailing minimum journeyman wages (Davis-Bacon Act). Minimum pay shall be as follows:

60 percent	of the journeyman wage for the first half of the training period
75 percent	of the journeyman wage for the third quarter of the training period
90 percent	of the journeyman wage for the last quarter of the training period

In no instance shall a trainee be paid less than the local minimum wage. The Contractor shall adhere to the minimum hourly wage rate that will satisfy both the NC Department of Labor (NCDOL) and the Department.

**Achieving or Failing to Meet Training Goals**

The Contractor will be credited for each trainee employed by him on the contract work who is currently enrolled or becomes enrolled in an approved program and who receives training for at least 50 percent of the specific program requirement. Trainees will be allowed to be transferred between projects if required by the Contractor's scheduled workload to meet training goals.

If a contractor fails to attain their training assignments for the calendar year, they may be taken off the NCDOT's Bidders List.

**Measurement and Payment**

No compensation will be made for providing required training in accordance with these contract documents.

**STANDARD SPECIAL PROVISION**  
**MINIMUM WAGES**  
**GENERAL DECISION NC20250091 01/03/2025 NC91**

Z-091

Date: January 3, 2025

General Decision Number: NC20250091 01/03/2025 NC91

Superseded General Decision Numbers: NC20240091

State: North Carolina

Construction Type: HIGHWAY

**COUNTIES:**

Beaufort	Granville	Pasquotank
Bertie	Halifax	Perquimans
Bladen	Harnett	Robeson
Camden	Hertford	Sampson
Carteret	Hyde	Scotland
Chowan	Jones	Tyrrell
Columbus	Lenoir	Vance
Craven	Martin	Warren
Dare	Northampton	Washington
Duplin	Pamlico	Wilson
Gates		

HIGHWAY CONSTRUCTION PROJECTS (excluding tunnels, building structures in rest area projects & railroad construction; bascule, suspension & spandrel arch bridges designed for commercial navigation, bridges involving marine construction; and other major bridges).

Note: Contracts subject to the Davis-Bacon Act are generally required to pay at least the applicable minimum wage rate required under Executive Order 14026 or Executive Order 13658. Please note that these Executive Orders apply to covered contracts entered into by the federal government that are subject to the Davis-Bacon Act itself, but do not apply to contracts subject only to the Davis-Bacon Related Acts, including those set forth at 29 CFR 5.1(a)(1).

If the contract is entered into on or after January 30, 2022, or the contract is renewed or extended (e.g., an option is exercised) on or after January 30, 2022:	Executive Order 14026 generally applies to the contract.  The contractor must pay all covered workers at least \$17.75 per hour (or the applicable wage rate listed on this wage determination, if it is higher) for all hours spent performing on that contract in 2025.
If the contract was awarded on or between January 1, 2015 and January 29, 2022, and the contract is not renewed or extended on or after January 30, 2022:	Executive Order 13658 generally applies to the contract.  The contractor must pay all covered workers at least \$13.30 per hour (or the applicable wage rate listed on this wage determination, if it is higher) for all hours spent performing on that contract in 2025.

The applicable Executive Order minimum wage rate will be adjusted annually. If this contract is covered by one of the Executive Orders and a classification considered necessary for performance of work on the contract does not appear on this wage determination, the contractor must still submit a conformance request.

Additional information on contractor requirements and worker protections under the Executive Orders is available at <http://www.dol.gov/whd/govcontracts>.

Modification Number  
0

Publication Date  
01/03/2025

SUNC2014-006 11/17/2014

	Rates	Fringes
BLASTER	21.85	
CARPENTER	13.72 **	
CEMENT MASON/CONCRETE FINISHER	14.26 **	
ELECTRICIAN		
Electrician	18.69	2.66
Telecommunications Technician	14.72 **	1.67
IRONWORKER	16.32	
LABORER		
Asphalt Raker and Spreader	12.42 **	
Asphalt Screed/Jackman	13.48 **	
Carpenter Tender	10.85 **	
Cement Mason/Concrete Finisher Tender	11.35 **	
Common or General	10.12 **	
Guardrail/Fence Installer	13.39 **	
Pipelayer	13.31 **	
Traffic Signal/Lighting Installer	16.88	
PAINTER		
Bridge	19.62	
POWER EQUIPMENT OPERATORS		
Asphalt Broom Tractor	13.28 **	
Bulldozer Fine	18.46	
Bulldozer Rough	14.09 **	
Concrete Grinder/Groover	24.66	

	Rates	Fringes
Crane Boom Trucks	17.25	
Crane Other	21.48	
Crane Rough/All-Terrain	19.00	
Drill Operator Rock	15.43 **	1.61
Drill Operator Structure	19.12	
Excavator Fine	17.61	
Excavator Rough	12.99 **	
Grader/Blade Fine	16.73	
Grader/Blade Rough	15.28 **	
Loader 2 Cubic Yards or Less	10.28 **	
Loader Greater Than 2 Cubic Yards	13.58 **	
Material Transfer Vehicle (Shuttle Buggy)	17.39	
Mechanic	18.63	
Milling Machine	14.38 **	
Off-Road Hauler/Water Tanker	9.30 **	
Oiler/Greaser	13.45 **	
Pavement Marking Equipment	11.87 **	
Paver Asphalt	15.53 **	
Roller Asphalt Breakdown	12.13 **	
Roller Asphalt Finish	13.65 **	
Roller Other	10.48 **	
Scraper Finish	13.98 **	
Scraper Rough	10.17 **	
Slip Form Machine	19.29	
Tack Truck/Distributor Operator	14.56 **	
TRUCK DRIVER		
GVWR of 26,000 Lbs or Less	10.35 **	
GVWR of 26,001 Lbs or Greater	12.04 **	

Welders – Receive rate prescribed for craft performing operation to which welding is incidental.

\*\* Workers in this classification may be entitled to a higher minimum wage under Executive Order 14026 (\$17.75) or 13658 (\$13.30). Please see the Note at the top of the wage determination for more information. Please also note that the minimum wage requirements of Executive Order 14026 are not currently being enforced as to any contract or subcontract to which the states of Texas, Louisiana, or Mississippi, including their agencies, are a party.

Note: Executive Order (EO) 13706, Establishing Paid Sick Leave for Federal Contractors applies to all contracts subject to the Davis-Bacon Act for which the contract is awarded (and any solicitation was issued) on or after January 1, 2017. If this contract is covered by the EO, the contractor must provide employees with 1 hour of paid sick leave for every 30 hours they work, up to 56 hours of paid sick leave each year. Employees must be permitted to use paid sick leave for their own illness, injury or other health-related needs, including preventive care; to assist a family member (or person who is like family to the employee) who is ill, injured, or has other health-related needs, including preventive care; or for reasons resulting from, or to assist a family member (or person who is like family to the employee) who is a victim of, domestic violence, sexual assault, or stalking. Additional information on contractor requirements and worker protections under the EO is available at <https://www.dol.gov/agencies/whd/government-contracts>.

Unlisted classifications needed for work not included within the scope of the classifications listed may be added after award only as provided in the labor standards contract clauses (29 CFR 5.5(a)(1)(iii)).

The body of each wage determination lists the classification and wage rates that have been found to be prevailing for the type(s) of construction and geographic area covered by the wage determination. The classifications are listed in alphabetical order under rate identifiers indicating whether the particular rate is a union rate (current union negotiated rate), a survey rate, a weighted union average rate, a state adopted rate, or a supplemental classification rate.

#### Union Rate Identifiers

A four-letter identifier beginning with characters other than "SU", "UAVG", "SA", or "SC" denotes that a union rate was prevailing for that classification in the survey. Example: PLUM0198-005 07/01/2024. PLUM is an identifier of the union whose collectively bargained rate prevailed in the survey for this classification, which in this example would be Plumbers. 0198 indicates the local union number or district council number where applicable, i.e., Plumbers Local 0198. The next number, 005 in the example, is an internal number used in processing the wage determination. The date, 07/01/2024 in the example, is the effective date of the most current negotiated rate.

Union prevailing wage rates are updated to reflect all changes over time that are reported to WHD in the rates in the collective bargaining agreement (CBA) governing the classification.

#### Union Average Rate Identifiers

The UAVG identifier indicates that no single rate prevailed for those classifications, but that 100% of the data reported for the classifications reflected union rates. EXAMPLE: UAVG-OH-0010 01/01/2024. UAVG indicates that the rate is a weighted union average rate. OH indicates the State of Ohio. The next number, 0010 in the example, is an internal number used in producing the wage determination. The date, 01/01/2024 in the example, indicates the date the wage determination was updated to reflect the most current union average rate.

A UAVG rate will be updated once a year, usually in January, to reflect a weighted average of the current rates in the collective bargaining agreements on which the rate is based.

#### Survey Rate Identifiers

The "SU" identifier indicates that either a single non-union rate prevailed (as defined in 29 CFR 1.2) for this classification in the survey or that the rate was derived by computing a weighted average rate based on all the rates reported in the survey for that classification. As a weighted average rate includes all rates reported in the survey, it may include both union and non-union rates. Example: SUFL2022-007 6/27/2024. SU indicates the rate is a single non-union prevailing rate or a weighted average of survey data for that classification. FL indicates the State of Florida. 2022 is the year of survey on which these classifications and rates are based. The next number, 007 in the example, is an internal number used in producing the wage determination. The date, 6/27/2024 in the example, indicates the survey completion date for the classifications and rates under that identifier.

"SU" wage rates typically remain in effect until a new survey is conducted. However, the Wage and Hour Division (WHD) has the discretion to update such rates under 29 CFR 1.6(c)(1).

### State Adopted Rate Identifiers

The "SA" identifier indicates that the classifications and prevailing wage rates set by a state (or local) government were adopted under 29 C.F.R 1.3(g)-(h). Example: SAME2023-007 01/03/2024. SA reflects that the rates are state adopted. ME refers to the State of Maine. 2023 is the year during which the state completed the survey on which the listed classifications and rates are based. The next number, 007 in the example, is an internal number used in producing the wage determination. The date, 01/03/2024 in the example, reflects the date on which the classifications and rates under the "SA" identifier took effect under state law in the state from which the rates were adopted.

### WAGE DETERMINATION APPEALS PROCESS

- 1) Has there been an initial decision in the matter? This can be:
  - a) a survey underlying a wage determination
  - b) an existing published wage determination
  - c) an initial WHD letter setting forth a position on a wage determination matter
  - d) an initial conformance (additional classification and rate) determination

On survey related matters, initial contact, including requests for summaries of surveys, should be directed to the WHD Branch of Wage Surveys. Requests can be submitted via email to [davisbaconinfo@dol.gov](mailto:davisbaconinfo@dol.gov) or by mail to:

Branch of Wage Surveys  
Wage and Hour Division  
U.S. Department of Labor  
200 Constitution Avenue, N.W.  
Washington, D.C. 20210

Regarding any other wage determination matter such as conformance decisions, requests for initial decisions should be directed to the WHD Branch of Construction Wage Determinations. Requests can be submitted via email to [BCWD-Office@dol.gov](mailto:BCWD-Office@dol.gov) or by mail to:

Branch of Construction Wage Determinations  
Wage and Hour Division  
U.S. Department of Labor  
200 Constitution Avenue, N.W.  
Washington, D.C. 20210

- 2) If an initial decision has been issued, then any interested party (those affected by the action) that disagrees with the decision can request review and reconsideration from the Wage and Hour Administrator (See 29 CFR Part 1.8 and 29 CFR Part 7). Requests for review and reconsideration can be submitted via mail to [dba.reconsideration@dol.gov](mailto:dba.reconsideration@dol.gov) or by mail to:

Wage and Hour Administrator  
U.S. Department of Labor  
200 Constitution Avenue, N.W.  
Washington, D.C. 20210

The request should be accompanied by a full statement of the interested party's position and any information (wage payment data, project description, area practice material, etc.) that the requestor considers relevant to the issue.

- 3) If the decision of the Administrator is not favorable, an interested party may appeal directly to the Administrative Review Board (formerly the Wage Appeals Board). Write to:

Administrative Review Board  
U.S. Department of Labor  
200 Constitution Avenue, N.W.  
Washington, D.C. 20210

END OF GENERAL DECISION

**Project Special Provisions  
Erosion Control**

**STABILIZATION REQUIREMENTS:**

(4-30-2019)(Rev. 1-21-25)

Stabilization for this project shall comply with the time frame guidelines as specified by the NCG-010000 general construction permit issued by the North Carolina Department of Environmental Quality Division of Energy, Mineral and Land Resources. Temporary or permanent ground cover stabilization shall occur within the following time frames from the last land-disturbing activity:

- Stabilize perimeter dikes, swales, ditches, and perimeter slopes within 7 calendar days.
- Stabilize high quality water (HQW) zones within 7 calendar days.
- Stabilize slopes steeper than 3:1 within 7 calendar days.
  - If slopes are 10 feet or less in length and are not steeper than 2:1, 14 calendar days are allowed.
- Stabilize slopes 3:1 to 4:1 within 14 calendar days.
  - 7 calendar days for slopes greater than 50 feet in length and with slopes steeper than 4:1.
  - 7 calendar days for perimeter dikes, swales, ditches, perimeter slopes, and HQW Zones.
- Stabilize areas with slopes flatter than 4:1 within 14 calendar days.
  - 7 calendar days for perimeter dikes, swales, ditches, perimeter slopes, and HQW Zones.

The stabilization timeframe for High Quality Water (HQW) Zones shall be 7 calendar days with no exceptions for slope grades or lengths. High Quality Water Zones (HQW) Zones are defined by North Carolina Administrative Code 15A NCAC 04A.0105 (25). Temporary and permanent ground cover stabilization shall be achieved in accordance with the provisions in this contract and as directed.

**SEEDING AND MULCHING:**

**(East)**

The kinds of seed and fertilizer, and the rates of application of seed, fertilizer, and limestone, shall be as stated below. During periods of overlapping dates, the kind of seed to be used shall be determined. All rates are in pounds per acre.

All Roadway Areas

**March 1 - August 31**

50# Tall Fescue  
10# Centipede  
25# Bermudagrass (hulled)  
500# Fertilizer  
4000# Limestone

**September 1 - February 28**

50# Tall Fescue  
10# Centipede  
35# Bermudagrass (unhulled)  
500# Fertilizer  
4000# Limestone

## Waste and Borrow Locations

**March 1 – August 31**

75#	Tall Fescue
25#	Bermudagrass (hulled)
500#	Fertilizer
4000#	Limestone

**September 1 - February 28**

75#	Tall Fescue
35#	Bermudagrass (unhulled)
500#	Fertilizer
4000#	Limestone

Note: 50# of Bahiagrass may be substituted for either Centipede or Bermudagrass only upon Engineer's request.

## Approved Tall Fescue Cultivars

06 Dust	Escalade	Kalahari	Serengeti
2 <sup>nd</sup> Millennium	Essential	Kitty Hawk 2000	Shelby
3 <sup>rd</sup> Millennium	Evergreen 2	Legitimate	Shenandoah III
Avenger	Faith	Lexington	Shenandoah Elite
Bar Fa	Falcon IV	LifeGuard	Sheridan
Barlexas	Falson NG	LSD	Sidewinder
Barlexas II	Falcon V	Magellan	Signia
Barrera	Fat Cat	Masterpiece	Silver Hawk
Barrington	Fesnova	Millennium SRP	Skyline
Barrobusto	Fidelity	Monet	Solara
Barvado	Finelawn Elite	Mustang 4	Southern Choice II
Biltmore	Finelawn Xpress	Naturally Green	Speedway
Bingo	Finesse II	Ninja 2	Spyder LS
Bizem	Firebird	Ol' Glory	Sunset Gold
Black Tail	Firecracker LS	Padre	Taccoa
Blackwatch	Firenza	Patagonia	Tahoe II
Blade Runner II	Five Point	Pedigree	Talladega
Bonsai	Focus	Picasso	Tanzania
Braveheart	Forte	Piedmont	Temple
Bravo	Garrison	Plantation	Terrano
Bullseye	Gazelle II	Proseeds 5301	Thor
Cannavaro	GLX Aced	Prospect	Thunderstruck
Catalyst	Gold Medallion	Quest	Titanium LS
Cayenne	Grande 3	RainDance	Titan LTD
Cezanne RZ	Greenbrooks	Raptor II	Tracer
Chipper	Greenkeeper	Rebel IV	Traverse SRP
Cochise IV	Gremlin	Rebel Exeda	Trio
Constitution	Greystone	Rebel Sentry	Tulsa Time
Corgi	Guardian 21	Regenerate	Turbo
Corona	Guardian 41	Regiment II	Turbo RZ
Coyote	Hemi	Rembrandt	Tuxedo
Cumberland	Honky Tonk	Rendition	Ultimate

Darlington	Hot Rod	Reunion	Umbrella
DaVinci	Hunter	Rhambler 2 SRP	Van Gogh
Desire	Inferno	Riverside	Venture
Diablo	Integrity	RNP	Watchdog
Dominion	Jaguar 3	Rocket	Wolfpack II
Dynamic	Jamboree	Saltillo	Xtremegreen
Dynasty	Justice	Scorpion	

On cut and fill slopes 2:1 or steeper Centipede shall be applied at the rate of 5 pounds per acre and add 20# of Sericea Lespedeza from January 1 - December 31.

Fertilizer shall be 10-20-20 analysis. A different analysis of fertilizer may be used provided the 1-2-2 ratio is maintained and the rate of application adjusted to provide the same amount of plant food as a 10-20-20 analysis and as directed.

All areas seeded and mulched shall be tacked with asphalt. Crimping of straw in lieu of asphalt tack shall not be allowed on this project.

### **Native Grass Seeding and Mulching**

**(East)**

Native Grass Seeding and Mulching shall be performed on the disturbed areas of wetlands and riparian areas, and adjacent to Stream Relocation construction within a 50 foot zone on both sides of the stream or depression, measured from top of stream bank or center of depression. The stream bank of the stream relocation shall be seeded by a method that does not alter the typical cross section of the stream bank. Native Grass Seeding and Mulching shall also be performed in the permanent soil reinforcement mat section of preformed scour holes, and in other areas as directed.

The kinds of seed and fertilizer, and the rates of application of seed, fertilizer, and limestone, shall be as stated below. During periods of overlapping dates, the kind of seed to be used shall be determined. All rates are in pounds per acre.

<b>March 1 - August 31</b>		<b>September 1 - February 28</b>	
18#	Creeping Red Fescue	18#	Creeping Red Fescue
6#	Indiangrass	6#	Indiangrass
8#	Little Bluestem	8#	Little Bluestem
4#	Switchgrass	4#	Switchgrass
25#	Browntop Millet	35#	Rye Grain
500#	Fertilizer	500#	Fertilizer
4000#	Limestone	4000#	Limestone

Approved Creeping Red Fescue Cultivars:

Aberdeen                      Boreal                      Epic                      Cindy Lou

Fertilizer shall be 10-20-20 analysis. A different analysis of fertilizer may be used provided the 1-2-2 ratio is maintained and the rate of application adjusted to provide the same amount of plant food as a 10-20-20 analysis and as directed.

Native Grass Seeding and Mulching shall be performed in accordance with Section 1660 of the *Standard Specifications* and vegetative cover sufficient to restrain erosion shall be installed immediately following grade establishment.

### **Measurement and Payment**

Native Grass *Seeding and Mulching* will be measured and paid for in accordance with Article 1660-8 of the *Standard Specifications*.

### **CRIMPING STRAW MULCH:**

Crimping shall be required on this project adjacent to any section of roadway where traffic is to be maintained or allowed during construction. In areas within six feet of the edge of pavement, straw is to be applied and then crimped. After the crimping operation is complete, an additional application of straw shall be applied and immediately tacked with a sufficient amount of undiluted emulsified asphalt.

Straw mulch shall be of sufficient length and quality to withstand the crimping operation.

Crimping equipment including power source shall be subject to the approval of the Engineer providing that maximum spacing of crimper blades shall not exceed 8".

### **TEMPORARY SEEDING:**

Fertilizer shall be the same analysis as specified for *Seeding and Mulching* and applied at the rate of 400 pounds and seeded at the rate of 50 pounds per acre. Sweet Sudan Grass, German Millet or Browntop Millet shall be used in summer months and Rye Grain during the remainder of the year. The Engineer will determine the exact dates for using each kind of seed.

### **FERTILIZER TOPDRESSING:**

Fertilizer used for topdressing on all roadway areas except slopes 2:1 and steeper shall be 10-20-20 grade and shall be applied at the rate of 500 pounds per acre. A different analysis of fertilizer may be used provided the 1-2-2 ratio is maintained and the rate of application adjusted to provide the same amount of plant food as 10-20-20 analysis and as directed.

Fertilizer used for topdressing on slopes 2:1 and steeper and waste and borrow areas shall be 16-8-8 grade and shall be applied at the rate of 500 pounds per acre. A different analysis of fertilizer may be used provided the 2-1-1 ratio is maintained and the rate of application adjusted to provide the same amount of plant food as 16-8-8 analysis and as directed.

### **SUPPLEMENTAL SEEDING:**

The kinds of seed and proportions shall be the same as specified for *Seeding and Mulching*, with the exception that no centipede seed will be used in the seed mix for supplemental seeding. The rate of application for supplemental seeding may vary from 25# to 75# per acre. The actual rate per acre will be determined prior to the time of topdressing and the Contractor will be notified in

writing of the rate per acre, total quantity needed, and areas on which to apply the supplemental seed. Minimum tillage equipment, consisting of a sod seeder shall be used for incorporating seed into the soil as to prevent disturbance of existing vegetation. A clodbuster (ball and chain) may be used where degree of slope prevents the use of a sod seeder.

### **MOWING:**

The minimum mowing height on this project shall be 4 inches.

### **LAWN TYPE APPEARANCE:**

All areas adjacent to lawns must be hand finished as directed to give a lawn type appearance. Remove all trash, debris, and stones  $\frac{3}{4}$ " and larger in diameter or other obstructions that could interfere with providing a smooth lawn type appearance. These areas shall be reseeded to match their original vegetative conditions, unless directed otherwise by the Field Operations Engineer.

### **REFORESTATION:**

#### **Description**

*Reforestation* will be planted within interchanges and along the outside borders of the road, and in other areas as directed. *Reforestation* is not shown on the plan sheets. See the Reforestation Detail Sheet.

All non-maintained riparian buffers impacted by the placement of temporary fill or clearing activities shall be restored to the preconstruction contours and revegetated with native woody species.

The entire *Reforestation* operation shall comply with the requirements of Section 1670 of the *Standard Specifications*.

#### **Materials**

*Reforestation* shall be bare root seedlings 12"-18" tall.

#### **Construction Methods**

*Reforestation* shall be planted as soon as practical following permanent *Seeding and Mulching*. The seedlings shall be planted in a 16-foot wide swath adjacent to mowing pattern line, or as directed.

**Root dip:** The roots of reforestation seedlings shall be coated with a slurry of water, and either a fine clay (kaolin) or a superabsorbent that is designated as a bare root dip. The type, mixture ratio, method of application, and the time of application shall be submitted to the Engineer for approval.

With the approval of the Engineer, seedlings may be coated before delivery to the job or at the time of planting, but at no time shall the roots of the seedlings be allowed to dry out. The roots shall be moistened immediately prior to planting.

Seasonal Limitations: *Reforestation* shall be planted from November 15 through March 15.

### **Measurement and Payment**

*Reforestation* will be measured and paid for in accordance with Article 1670-17 of the *Standard Specifications*.

### **ENVIRONMENTALLY SENSITIVE AREAS:**

#### **Description**

This project is located in an *Environmentally Sensitive Area*. This designation requires special procedures to be used for clearing and grubbing, temporary stream crossings, and grading operations within the Environmentally Sensitive Areas identified on the plans and as designated by the Engineer. This also requires special procedures to be used for seeding and mulching and staged seeding within the project.

The Environmentally Sensitive Area shall be defined as a 50-foot buffer zone on both sides of the stream or depression measured from top of streambank or center of depression.

#### **Construction Methods**

(A) Clearing and Grubbing

In areas identified as Environmentally Sensitive Areas, the Contractor may perform clearing operations, but not grubbing operations until immediately prior to beginning grading operations as described in Article 200-1 of the *Standard Specifications*. Only clearing operations (not grubbing) shall be allowed in this buffer zone until immediately prior to beginning grading operations. Erosion control devices shall be installed immediately following the clearing operation.

(B) Grading

Once grading operations begin in identified Environmentally Sensitive Areas, work shall progress in a continuous manner until complete. All construction within these areas shall progress in a continuous manner such that each phase is complete and areas are permanently stabilized prior to beginning of next phase. Failure on the part of the Contractor to complete any phase of construction in a continuous manner in Environmentally Sensitive Areas will be just cause for the Engineer to direct the suspension of work in accordance with Article 108-7 of the *Standard Specifications*.

(C) Temporary Stream Crossings

Any crossing of streams within the limits of this project shall be accomplished in accordance with the requirements of Subarticle 107-12 of the *Standard Specifications*.

(D) Seeding and Mulching

Seeding and mulching shall be performed in accordance with Section 1660 of the *Standard Specifications* and vegetative cover sufficient to restrain erosion shall be installed immediately following grade establishment.

Seeding and mulching shall be performed on the areas disturbed by construction immediately following final grade establishment. No appreciable time shall lapse into the contract time without stabilization of slopes, ditches and other areas within the Environmentally Sensitive Areas.

(E) Stage Seeding

The work covered by this section shall consist of the establishment of a vegetative cover on cut and fill slopes as grading progresses. Seeding and mulching shall be done in stages on cut and fill slopes that are greater than 20 feet in height measured along the slope, or greater than 2 acres in area. Each stage shall not exceed the limits stated above.

Additional payments will not be made for the requirements of this section, as the cost for this work shall be included in the contract unit prices for the work involved.

**MINIMIZE REMOVAL OF VEGETATION:**

The Contractor shall minimize removal of vegetation within project limits to the maximum extent practicable. Vegetation along stream banks and adjacent to other jurisdictional resources outside the construction limits shall only be removed upon approval of Engineer. No additional payment will be made for this minimization work.

**CONSTRUCTION MATERIALS MANAGEMENT**

(3-19-19) (rev. 04-27-20)

**Description**

The requirements set forth shall be adhered to in order to meet the applicable materials handling requirements of the NCG010000 permit. Structural controls installed to manage construction materials stored or used on site shall be shown on the E&SC Plan. Requirements for handling materials on construction sites shall be as follows:

**Polyacrylamides (PAMS) and Flocculants**

Polyacrylamides (PAMS) and flocculants shall be stored in leak-proof containers that are kept under storm-resistant cover or surrounded by secondary containment structures designed to protect adjacent surface waters. PAMS or other flocculants used shall be selected from the NC DWR List of Approved PAMS/Flocculants. The concentration of PAMS and other flocculants used shall not exceed those specified in the NC DWR List of Approved PAMS/Flocculants and in accordance with the manufacturer's instructions. The NC DWR List of Approved

PAMS/Flocculants is available at:

[https://files.nc.gov/ncdeq/Water+Quality/Environmental+Sciences/ATU/PAM8\\_30\\_18.pdf](https://files.nc.gov/ncdeq/Water+Quality/Environmental+Sciences/ATU/PAM8_30_18.pdf)

### **Equipment Fluids**

Fuels, lubricants, coolants, and hydraulic fluids, and other petroleum products shall be handled and disposed of in a manner so as not to enter surface or ground waters and in accordance with applicable state and federal regulations. Equipment used on the site must be operated and maintained properly to prevent discharge of fluids. Equipment, vehicle, and other wash waters shall not be discharged into E&SC basins or other E&SC devices. Alternative controls should be provided such that there is no discharge of soaps, solvents, or detergents.

### **Waste Materials**

Construction materials and land clearing waste shall be disposed of in accordance with North Carolina General Statutes, Chapter 130A, Article 9 - Solid Waste Management, and rules governing the disposal of solid waste (15A NCAC 13B). Areas dedicated for managing construction material and land clearing waste shall be at least 50 feet away from storm drain inlets and surface waters unless it can be shown that no other alternatives are reasonably available. Paint and other liquid construction material waste shall not be dumped into storm drains. Paint and other liquid construction waste washouts should be located at least 50 away from storm drain inlets unless there is no alternative. Other options are to install lined washouts or use portable, removable bags or bins. Hazardous or toxic waste shall be managed in accordance with the federal Resource Conservation and Recovery Act (RCRA) and NC Hazardous Waste Rules at 15A NCAC, Subchapter 13A. Litter and sanitary waste shall be managed in a manner to prevent it from entering jurisdictional waters and shall be disposed of offsite.

### **Herbicide, Pesticide, and Rodenticides**

Herbicide, pesticide, and rodenticides shall be stored and applied in accordance with the Federal Insecticide, Fungicide, and Rodenticide Act, North Carolina Pesticide Law of 1971 and labeling restrictions.

### **Concrete Materials**

Concrete materials onsite, including excess concrete, must be controlled and managed to avoid contact with surface waters, wetlands or buffers. No concrete or cement slurry shall be discharged from the site. (Note that discharges from onsite concrete plants require coverage under a separate NPDES permit – NCG140000.) Concrete wash water shall be managed in accordance with the *Concrete Washout Structure* provision. Concrete slurry shall be managed and disposed of in accordance with *NCDOT DGS and HOS DCAR Distribution of Class A Residuals Statewide* (Permit No. WQ0035749). Any hardened concrete residue will be disposed of, or recycled on site, in accordance with state solid waste regulations.

**Earthen Material Stock Piles**

Earthen material stock piles shall be located at least 50 feet away from storm drain inlets and surface waters unless it can be shown that no other alternatives are reasonably available.

**Measurement and Payment**

Conditions set within the *Construction Materials Management* provision are incidental to the project for which no direct compensation will be made.

**WASTE AND BORROW SOURCES:**

(2-16-11) (Rev. 3-17-22)

Payment for temporary erosion control measures, except those made necessary by the Contractor's own negligence or for his own convenience, will be paid for at the appropriate contract unit price for the devices or measures utilized in borrow sources and waste areas.

No additional payment will be made for erosion control devices or permanent seeding and mulching in any commercial borrow or waste pit. All erosion and sediment control practices that may be required on a commercial borrow or waste site will be done at the Contractor's expense.

All offsite Staging Areas, Borrow and Waste sites shall be in accordance with "Borrow and Waste Site Reclamation Procedures for Contracted Projects" located at:

<https://connect.ncdot.gov/resources/roadside/FieldOperationsDocuments/Contract%20Reclamation%20Procedures.pdf>

All forms and documents referenced in the "Borrow and Waste Site Reclamation Procedures for Contracted Projects" shall be included with the reclamation plans for offsite staging areas, and borrow and waste sites.

**SAFETY FENCE AND JURISDICTIONAL FLAGGING:****Description**

*Safety Fence* shall consist of furnishing materials, installing and maintaining polyethylene or polypropylene fence along the outside riparian buffer, wetland, or water boundary, or other boundaries located within the construction corridor to mark the areas that have been approved to infringe within the buffer, wetland, endangered vegetation, culturally sensitive areas or water. The fence shall be installed prior to any land disturbing activities.

Interior boundaries for jurisdictional areas noted above shall be delineated by stakes and highly visible flagging.

Jurisdictional boundaries at staging areas, waste sites, or borrow pits, whether considered outside or interior boundaries shall be delineated by stakes and highly visible flagging.

**Materials****(A) Safety Fencing**

Polyethylene or polypropylene fence shall be a highly visible preconstructed safety fence approved by the Engineer. The fence material shall have an ultraviolet coating.

Either wood posts or steel posts may be used. Wood posts shall be hardwood with a wedge or pencil tip at one end, and shall be at least 5 ft. in length with a minimum nominal 2" x 2" cross section. Steel posts shall be at least 5 ft. in length, and have a minimum weight of 0.85 lb/ft of length.

**(B) Boundary Flagging**

Wooden stakes shall be 4 feet in length with a minimum nominal 3/4" x 1-3/4" cross section. The flagging shall be at least 1" in width. The flagging material shall be vinyl and shall be orange in color and highly visible.

**Construction Methods**

No additional clearing and grubbing is anticipated for the installation of this fence. The fence shall be erected to conform to the general contour of the ground.

**(A) Safety Fencing**

Posts shall be set at a maximum spacing of 10 ft., maintained in a vertical position and hand set or set with a post driver. Posts shall be installed a minimum of 2 ft. into the ground. If hand set, all backfill material shall be thoroughly tamped. Wood posts may be sharpened to a dull point if power driven. Posts damaged by power driving shall be removed and replaced prior to final acceptance. The tops of all wood posts shall be cut at a 30-degree angle. The wood posts may, at the option of the Contractor, be cut at this angle either before or after the posts are erected.

The fence geotextile shall be attached to the wood posts with one 2" galvanized wire staple across each cable or to the steel posts with wire or other acceptable means.

Place construction stakes to establish the location of the safety fence in accordance with Article 105-9 or Article 801-1 of the *Standard Specifications*. No direct pay will be made for the staking of the safety fence. All stakeouts for safety fence shall be considered incidental to the work being paid for as "Construction Surveying", except that where there is no pay item for construction surveying, all safety fence stakeout will be performed by state forces.

The Contractor shall be required to maintain the safety fence in a satisfactory condition for the duration of the project as determined by the Engineer.

**(B) Boundary Flagging**

Boundary flagging delineation of interior boundaries shall consist of wooden stakes on 25 feet maximum intervals with highly visible orange flagging attached. Stakes shall be installed a

minimum of 6” into the ground. Interior boundaries may be staked on a tangent that runs parallel to buffer but must not encroach on the buffer at any location. Interior boundaries of hand clearing shall be identified with a different colored flagging to distinguish it from mechanized clearing.

Boundary flagging delineation of interior boundaries will be placed in accordance with Article 105-9 or Article 801-1 of the *Standard Specifications*. No direct pay will be made for delineation of the interior boundaries. This delineation will be considered incidental to the work being paid for as *Construction Surveying*, except that where there is no pay item or construction surveying the cost of boundary flagging delineation shall be included in the unit prices bid for the various items in the contract. Installation for delineation of all jurisdictional boundaries at staging areas, waste sites, or borrow pits shall consist of wooden stakes on 25 feet maximum intervals with highly visible orange flagging attached. Stakes shall be installed a minimum of 6” into the ground. Additional flagging may be placed on overhanging vegetation to enhance visibility but does not substitute for installation of stakes.

Installation of boundary flagging for delineation of all jurisdictional boundaries at staging areas, waste sites, or borrow pits shall be performed in accordance with Subarticle 230-4(B)(5) or Subarticle 802-2(F) of the *Standard Specifications*. No direct pay will be made for this delineation, as the cost of same shall be included in the unit prices bid for the various items in the contract.

The Contractor shall be required to maintain alternative stakes and highly visible flagging in a satisfactory condition for the duration of the project as determined by the Engineer.

### **Measurement and Payment**

*Safety Fence* will be measured and paid as the actual number of linear feet of polyethylene or polypropylene fence installed in place and accepted. Such payment will be full compensation including but not limited to furnishing and installing fence geotextile with necessary posts and post bracing, staples, tie wires, tools, equipment and incidentals necessary to complete this work.

Payment will be made under:

<b>Pay Item</b>	<b>Pay Unit</b>
Safety Fence	Linear Foot

### **FLOATING TURBIDITY CURTAIN:**

#### **Description**

This work consists of furnishing a *Floating Turbidity Curtain* to deter silt suspension and movement of silt particles during construction. The floating turbidity curtain shall be constructed at locations as directed.

## Materials

The curtain material shall be made of a tightly woven nylon, plastic or other non-deteriorating material meeting the following specifications:

<b>Property</b>	<b>Value</b>
Grab tensile strength	*md-370 lbs *cd-250 lbs
Mullen burst strength	480 psi
Trapezoid tear strength	*md-100 lbs *cd-60 lbs
Apparent opening size	70 US standard sieve
Percent open area	4% permittivity 0.28 sec-1

\*md - machine direction

\*cd - cross machine direction

In the event that more than one width of fabric is required, a 6" overlap of the material shall also be required.

The curtain material shall be supported by a flotation material having over 29 lbs/ft buoyancy. The floating curtain shall have a 5/16" galvanized chain as ballast and dual 5/16" galvanized wire ropes with a heavy vinyl coating as load lines.

## Construction Methods

The Contractor shall maintain the *Floating Turbidity Curtain* in a satisfactory condition until its removal is requested by the Engineer. The curtain shall extend to the bottom of the jurisdictional resource. Anchor the curtain according to manufacturer recommendations.

## Measurement and Payment

*Floating Turbidity Curtain* will be measured and paid for as the actual number of square yards of curtain furnished as specified and accepted. Such price and payment will be full compensation for the work as described in this section including but not limited to furnishing all materials, tools, equipment, and all incidentals necessary to complete the work.

Payment will be made under:

<b>Pay Item</b>	<b>Pay Unit</b>
Floating Turbidity Curtain	Square Yard

## CONCRETE WASHOUT:

(10-22-15)(Rev. 4-15-25)

## Description

Concrete washouts are impermeable enclosures, above or below grade, to contain concrete wastewater and associated concrete mix from cleaning of ready-mix trucks, drums, pumps, tools or other equipment. Concrete washouts must collect and retain all the concrete washout water and solids, so that this material does not migrate to surface waters or into the ground water. These

04/29/2025

enclosures are not intended for concrete waste not associated with washout operations.

Acceptable concrete washouts may include constructed earthen structures, above or below ground, or commercially available devices designed specifically to capture concrete wash water.

### Materials

Refer to Division 10 of the *Standard Specifications*.

Item	Section
Temporary Silt Fence	1605

*Safety Fence* shall meet the specifications as provided elsewhere in this contract.

Geomembrane basin liner shall consist of a minimum 10 mil thick polypropylene or polyethylene geomembrane.

### Construction Methods

Build an enclosed earthen berm or excavate to form an enclosure in accordance with the details and as directed by the Engineer near the project entrance(s) or at location(s) of concrete operations. Structures shall be constructed a minimum of 50 feet from drainage conveyances or jurisdictional streams or wetlands. Alternate structure designs or plans for management of concrete washout may be submitted for review and approval by the Engineer. Include in the alternate plan the method used to retain, treat and dispose of the concrete washout wastewater generated within the project limits and in accordance with the minimum setback requirements.

Install temporary silt fence around the perimeter of the structure enclosure in accordance with the details and as directed by the Engineer if the structure is not located in an area where existing erosion and sedimentation control devices are capable of containing stormwater runoff.

Post a sign with the words "Concrete Washout" in close proximity of the concrete washout area, so it is clearly visible to site personnel. Install safety fence as directed by the Engineer for visibility to construction traffic.

Install prefabricated concrete washouts, designed specifically to capture concrete wash water, at locations of additional concrete pouring operations. Acceptable systems may include geotextile lined containers, vinyl or plastic containers or roll-off containers, with or without filter bags with a minimum functional holding capacity of 36 cubic feet (1.33 cubic yards). Submit prefabricated concrete washout system for approval by the Engineer prior to installation. Place prefabricated concrete washout devices to a minimum 50 foot setback from drainage conveyances and jurisdictional streams and wetlands. If the minimum setback cannot be achieved, provide secondary containment to prevent accidental release of wastewater from reaching drainage conveyances or streams.

Prefabricated concrete washouts must be clearly and visibly labeled as such, either by the manufacturer on the product itself, or by a sign with the words "Concrete Washout" in close proximity of the concrete washout area so it is clearly visible to site personnel.

### **Maintenance and Removal**

Maintain the concrete washout structure(s) to provide adequate holding capacity plus a minimum freeboard of 12 inches. Remove and dispose of hardened concrete and return the structure to a functional condition after reaching 75% capacity. Inspect concrete washout structures for damage to liner or structure to maintain functionality.

Maintain prefabricated concrete washout systems per manufacturer's recommendations. Inspect concrete washout structures for damage to linings or structure and repair or replace as necessary.

Remove the concrete washout structures and sign upon project completion. Grade the area to match the existing topography and permanently seed and mulch area. Dispose of prefabricated concrete washout structures according to state or local waste regulations.

### **Measurement and Payment**

*Concrete Washout Structure* will be measured and paid per each enclosure installed in accordance with the details in the plans. If alternate plans or details are approved, those structures will also be paid for per each approved and installed structure. Such price and payment will be full compensation for all work including, but not limited to, furnishing all materials, labor, equipment, signage, slurry solidification and incidentals necessary to construct, maintain and remove *Concrete Washout Structure* and dispose of residual concrete washout wastewater and concrete solids.

*Prefabricated Concrete Washout* will be measured and paid per each system installed in accordance with the manufacturer's recommendations. Such price and payment will be full compensation for all work including, but not limited to, furnishing all materials, labor, equipment, signage, slurry solidification and incidentals necessary to install, maintain and remove *Prefabricated Concrete Washout*, and dispose of residual concrete washout wastewater and concrete solids.

*Temporary Silt Fence* will be measured and paid for in accordance with Article 1605-5 of the *Standard Specifications*.

*Safety Fence* shall be measured and paid for as provided elsewhere in this contract.

No measurement will be made for over excavation or stockpiling or other items necessary to complete this work.

Payment will be made under:

<b>Pay Item</b>	<b>Pay Unit</b>
Concrete Washout Structure	Each
Prefabricated Concrete Washout	Each

**LITTER REMOVAL (MOWING AREAS ONLY):**

(07-19-22)

**Description**

This work consists of the pickup, removal, and disposal of litter from roadsides within the construction project prior to mowing operations.

**Construction Methods**

Provide labor, equipment and materials necessary for the pickup and removal of litter from non-construction sources and the disposal of same into state approved landfills. The Contractor shall abide by all ordinances, laws and regulations regarding disposal of litter and recycling of eligible materials. Wastes generated from construction activities shall be managed as provided elsewhere in the contract. Litter items may consist of any item not considered normal to the right-of-way, including but not limited to, varied sizes of bottles, cans, paper, tires, tire pieces, lumber, vehicle parts, building supplies, metals, household furnishings, cardboard, plastics, ladders, brush and other items not considered normal to the right of way. Litter removal shall be performed in designated areas within five days prior to any mowing operations and as directed by the Engineer. Designated areas shall include vegetated medians and shoulders within the project limits including all interchange ramps and other areas to be mown. Designated areas may be omitted for litter removal by the Engineer due to safety concerns.

The Contractor shall provide adequate personnel and materials to collect and remove litter. The Contractor shall be responsible for locating and utilizing approved local landfills and recycling facilities. Refer to Section 105-27 of the *Standard Specifications* for potential hazardous materials. All collected litter shall be containerized immediately and kept off the traveled portions of the roadway, shoulders, and rights-of-way (including paved shoulders). All collected litter that is small enough to be placed in a bag shall be bagged immediately. All collected litter that is too large for a bag shall be placed into a vehicle. Extended storage or stockpiling of collected litter and recyclables will not be permitted.

The Contractor's personnel shall dispose of any litter in a landfill approved by North Carolina Division of Waste Management. The Contractor will not be allowed to use NCDOT accounts at the landfills/recycling centers nor be allowed to dispose of the litter in NCDOT trash containers on any NCDOT property.

The Contractor shall report online the number of bags of litter and any recycling on the NCDOT Litter Management Website on the date of the pickup at the following website:

<https://apps.ncdot.gov/LM>

An access code ('Pickup Key') for the online reporting portal may be obtained via emailing the Roadside Environmental Unit Litter Management Section at [ncdot.clr@ncdot.gov](mailto:ncdot.clr@ncdot.gov). The Contractor shall request access to the litter removal reporting website prior to starting initial litter collection operations.

**Measurement and Payment**

The quantity of litter removal to be performed will be affected by the actual conditions that occur

04/29/2025

during construction of the project. The quantity of litter removal may be increased, decreased, or eliminated entirely as directed by the Engineer. Such variations in quantity will not be considered as alterations in the details of construction or a change in the character of the work.

*Manual Litter Removal* will be measured and paid as the actual number of man hours each worker spends picking up litter. Such price and payment will be full compensation for all litter removal work covered by *Litter Removal*, including, but not limited to, furnishing all materials, labor, equipment, transport, reporting, and incidentals necessary to accomplish the work.

*Litter Disposal* will be measured and paid for by the actual number of tons of litter collected and properly disposed of at a state approved landfill. Such price and payment will be full compensation for all fees, labor, transport, and incidentals necessary to dispose of collected litter associated with *Litter Removal*.

All traffic control necessary to provide a safe work area for *Litter Removal* shall be paid for as specified elsewhere in the contract.

Payment will be made under:

<b>Pay Item</b>	<b>Pay Unit</b>
Manual Litter Removal	MHR
Litter Disposal	TON

# Structure Project Special Provisions Table of Contents

SCOPE OF WORK (SPECIAL)..... ST-2

COORDINATION WITH FERRY DIVISION (SPECIAL)..... ST-2

SKID RESISTANT COATING (SPECIAL)..... ST-2

PAINTING STEEL PILES (SPECIAL)..... ST-4

1 ¼” DIA. STEEL PIPE RAIL (SPECIAL)..... ST-5

CONCRETE COUNTERWEIGHTS (SPECIAL)..... ST-6

THERMAL SPRAYED COATINGS (METALLIZATION) (12-1-2017)..... ST-7

FALSEWORK AND FORMWORK (11-30-23)..... ST-8

CRANE SAFETY (11-30-23)..... ST-14

SUBMITTAL OF WORKING DRAWINGS (1-31-25)..... ST-15

GROUT FOR STRUCTURES (12-1-17)..... ST-21

SECURING OF VESSELS (10-12-01)..... ST-22

WORK IN, OVER OR ADJACENT TO NAVIGABLE WATERS (SPECIAL)..... ST-22

EPOXY FINISH PAINT FOR METALLIZED STRUCTURES (SPECIAL)..... ST-23


REMOVAL OF EXISTING STRUCTURE (SPECIAL)..... ST-23

STEEL STRUCTURE WORKING DRAWINGS (SPECIAL)..... ST-24

ASBESTOS ASSESSMENT (11-30-23)..... ST-24

ULTRA HIGH MOLECULAR WEIGHT POLYETHYLENE FENDER (SPECIAL)..... ST-27

PAINTING EXISTING BULKHEAD (SPECIAL)..... ST-28



12/5/2025

BR-0173

ST-2

PAMLICO COUNTY

**SCOPE OF WORK****(SPECIAL)**

This project consists of replacing the existing east ramp including the bearings at the pivot bent, ramp superstructure, and lift bent including all associated mechanical, hydraulic, and electrical systems. The Work also consists of replacing the concrete counterweights and fenders on all dolphins. The Work also consists of cleaning and coating the entire length of the bulkhead exposed to water to the limits shown on the plans.

Payment at the contract unit prices for the various pay items will be full compensation for all materials, equipment, tools, labor, and incidentals necessary to complete the above work.

**COORDINATION WITH FERRY DIVISION****(SPECIAL)**

During construction, the Contractor shall coordinate with the Ferry Division at all times. Ferry service shall be maintained at all times at the existing western ramp.

It is the responsibility of the Contractor to coordinate with the Ferry Division to maintain traffic and keep necessary circuits operational so as not to impede ferry service.

The Contractor shall coordinate with the Ferry Division for the removal, storage and resetting of the existing overhead line of queueing arrow signals over the queueing lanes, as may be necessary for the Contractor's operations.

The Contractor shall coordinate with the Ferry Division for the removal and resetting of the existing swing gate at the pivot bent of the east ramp.

The Contractor shall coordinate with the Ferry Division for the swing gate placement and gate connection details on either side of the east ramp as shown on the plans for the purpose of access to the lift bent platforms.

The Contractor shall coordinate with the Ferry Division prior to demolition of the existing structure, including any mechanical or electrical components to determine if there are any components that the Ferry Division wants to salvage and retain.

**SKID RESISTANT COATING****(SPECIAL)****SCOPE OF WORK****DESCRIPTION**

The work covered by this special provision consists of furnishing all materials, labor, equipment and incidentals necessary to prepare the top of the checkered floor plate to receive epoxy overlay, and to place epoxy and sand in the shop and field repair. This work shall be done in accordance with applicable parts of the *Standard Specifications*, this special provision, as indicated on the plans and as directed by the Engineer.

**PREPARATION OF SURFACES**

The metallized surface of the checkered plate shall be brushed blasted to remove any loose materials and to give a roughened surface in accordance with the Standard Specifications.

**PAINTING OF STEEL**

Perform the work using the paint system specified in these special provisions and Section 442 of NCDOT's Standard Specifications. This paint system is an epoxy mastic primer or approved equal with a dark color 24 grit aluminum oxide broadcasted until surface rejection and covered with epoxy mastic or approved equal over properly prepared metallized surfaces in accordance with these provisions.

<b>COAT</b>	<b>MATERIAL</b>	<b>MILS (DFT/WFT)</b>
Primer	Mastic Aluminum*	3.0-6.0 mils DFT
Body Coat	Mastic Aluminum*	7.0-9.0 mils WFT
Broadcast	Dark 24 Grit Aluminum Oxide**	Broadcast to Rejection
Seal Coat	Mastic Aluminum*	10-15 mils DFT

\* Or approved Equal

\*\* Grit material must meet the requirements of NCDOT *Standard Specifications* Section 1080-13 prior to application.

The epoxy shall be applied in two coats by either long nap roller or squeegee with the surface of plate in a horizontal position. The first coat of epoxy shall be applied within two hours after blast cleaning and the surface shall be clean, dry, free of oil and any other deleterious materials. Immediately after application of the epoxy, grit shall be applied to the surface from a vertical direction. The application of grit shall be continued until there are no visible moist spots.

The first coat shall be allowed to cure as recommended by the epoxy manufacturer, excess grit swept off, and the second coat of epoxy and grit shall be applied in the same manner as the first coating. Excess grit is to be swept off after the second coat has cured.

**MATERIALS**

Paints shall be on the NCDOT Approved Products Listing.. All paints applied to a structure must be from the same supplier. Before any paints are applied the Contractor provides the Engineer a manufacturer's certification that each batch of paint meets the requirements of the applicable Section 1080 of the Standard Specifications.

**FIELD REPAIR OF COATING**

Areas which are damaged during shipping, handling, erection or any other cause shall be repaired with the same type of materials and manner as shop application at no additional cost to the Department.

BR-0173

ST-4

PAMLICO COUNTY

**TWELVE MONTHS OBSERVATION PERIOD**

The contractor maintains responsibility for the coating system for a twelve (12) months observation period beginning upon the satisfactory completion of all the work in the plans or as directed by the engineer. The contractor must guarantee the coating system under the payment and performance bond (refer to Article 109-10). To successfully complete the observation period, the coating system must meet the following requirements after twelve (12) months service:

- (A) No visible rust, contamination or application defect is observed in any coated area.
- (B) Painted surfaces have a uniform color and gloss.
- (C) Surfaces have an adhesion of no less than 500psi when tested in accordance with ASTM D-4541.

**COMPENSATION**

There will be no direct payment for the work covered in this special provision. Payment at the contract lump sum price for "Approximately \_\_\_\_\_ Pounds Structural Steel" will be full compensation for work covered by this special provision.

**PAINTING STEEL PILES****(SPECIAL)****SCOPE OF WORK**

All surfaces of steel H-piles and HP 14x73 components of the Lift Bent as shown on the plans shall be coated according to this special provision. This provision does not apply to the lift beam, which shall be metallized.

**DESCRIPTION**

Paint shall be applied to all H-piles and HP 14x73 components of the Lift Bent in accordance with Section 442 and Section 1080 of the Standard Specifications. Paint System 3 or Paint System 4, as specified in the Structural Steel Shop Coatings Program shall be used, applied in the shop and repaired in the field, as necessary, in accordance with the Standard Specifications and the Structural Steel Shop Coatings Program.

**REPAIRS**

Damaged or rejected areas of paint shall be thoroughly cleaned of all foreign or loose material and promptly painted at the approval of the Engineer. Submit paint repair procedures for review and approval before commencing work. When the repair area exceeds one square foot, clean, prime and topcoat damaged areas in accordance with Sub-article 442-7(A); otherwise, clean prime, and topcoat damaged areas in accordance with Sub-article 442-7(B). Repairs necessary in the field shall be done in accordance with Article 442-12 of the Standard Specifications or as otherwise approved by the Engineer.

BR-0173

ST-5

PAMLICO COUNTY

**QUALITY CONTROL**

Quality Control shall be in accordance with Articles 442-6 and 442-12(D) of the Standard Specifications and the Structural Steel Shop Coatings Program. NCDOT reserves the right for ongoing QA (Quality Assurance) inspection to include but not limited to surface contamination testing, adhesion pull testing and DFT readings as necessary to assure quality.

**MEASUREMENT AND PAYMENT**

No measurement will be made. Payment for “Painting Steel Piles” will be full compensation for all work covered by this provision including but not limited to furnishing all materials, labor, tools, equipment, and all incidentals necessary to complete the work.

Payment will be made under:

<b>Pay Item</b>	<b>Pay Unit</b>
Painting Steel Piles	Lump Sum

**1 ¼” DIA. STEEL PIPE RAIL** **(SPECIAL)**

**DESCRIPTION**

The work covered by this section consists of furnishing and placing the steel pipe rail and access gates in accordance with the requirements of this special provision, and as shown on the plans or as directed by the Engineer.

**MATERIAL**

All materials shall meet the requirements of the applicable parts of Sections 1074-6 of the Standard Specifications with the exception that the steel pipe rail and hardware shall be metallized. The steel pipe shall be extra strong pipe.

**CONSTRUCTION**

The steel pipe rail shall be constructed as detailed on the plans and directed by the Engineer. The rail shall be given the same finish paint system as required with the other steel components of the ramp.

**BASIS OF PAYMENT**

The quantity of steel pipe rail to be paid for will be the actual number of linear feet of rail measured along the top of the installed pipe rail, which has been completed and accepted.

The quantities of steel rail, measured as above, will be paid for at the contract unit price per linear foot for “1 ¼” Dia. Steel Pipe Rail”, which prices and payments will be full compensated for all work covered by this special provision including but not limited to furnishing posts, rail bars, pipe fittings, hardware, paint, swing gates, and all other materials, metallizing, painting, fabricating, and erecting rails.

BR-0173

ST-6

PAMLICO COUNTY

Payment will be made under:

**Pay Item**

1 ¼" Dia. Steel Pipe Rail

**Pay Unit**

Linear Feet

**CONCRETE COUNTERWEIGHTS****(SPECIAL)****DESCRIPTION**

The work covered in this special provision covers furnishing and installing two concrete counterweights at the lift bent to assist the mechanical hoists in raising and lowering the ramp.

**MATERIALS**

Provide Class "AA" concrete counterweights, epoxy coated reinforcing steel, eye bolts, steel plates, and bolts in accordance with the Standard Specifications and plans.

**FURNISHING**

Each concrete counterweight shall be of same weight, consisting of two halves with dimensions of counterweight as indicated on plans. The depth of the counterweight shown on the plans may vary depending on the unit weight of cured concrete mix used. The final weight of the counterweight, including any supplemental plates, shall be between 1800 lbs. and 2200 lbs. less than one-half the ramp reaction at the lift bent. The reactions and the dimensions of counterweights as shown in the plans are considered preliminary and approximate. The Contractor shall furnish the Engineer checked calculations and sketches of ramp reaction at lift bent and weight and volume of concrete to be used and steel plates for each counterweight.

Calculations shall be based on scale weights of ramp materials and weight per cubic foot of cured concrete mix to be used in the counterweight. Dimensions of counterweight should be such that operation of ramp will not be interfered with by the movement of the counterweight.

Furnish a sufficient number of steel plates to adjust the weight of each counterweight such that the weight is within the range cited above. The final quantity of steel plates to be added to the counterweight shall be as directed by the Engineer.

**INSTALLATION**

Counterweights shall be assembled as shown on the plans with a minimum of 2'-0" clearance above the lower pile bracing beam when the ramp is in the fully raised position. The weight of the reaction of the ramp shall be measured directly using a dynamometer, load cell, or other means prior to fabricating the counterweights and shall be used to determine the final depth of the counterweights. The final weights of the counterweights shall be measured using a dynamometer, load cell, or other means in order to set the weight of the counterweights on either side of the ramp to within 10 lbs. prior to acceptance. All measured weights shall be recorded in the set of As-Built drawings.

BR-0173

ST-7

PAMLICO COUNTY

**COMPENSATION**

Payment for concrete and reinforcing steel included in the counterweights will be paid for under:

<b>Pay Item</b>	<b>Pay Unit</b>
Class AA Concrete	Cubic Yards
Epoxy Coated Reinforcing Steel	Lbs

There will be no other direct payment for the work associated with the counterweights, including steel plates needed, as all other work is considered incidental to contract lump sum price for “Ramp Mechanical System.”

**THERMAL SPRAYED COATINGS (METALLIZATION)** **(12-1-2017)**

**DESCRIPTION**

Apply a thermal sprayed coating (TSC) and sealer to metal surfaces in accordance with the Thermal Sprayed Coatings (Metallization) Program and as specified herein when called for on the plans or by other Special Provisions. Use only Arc Sprayed application methods to apply TSC. The Engineer must approve other methods of application.

The *Thermal Sprayed Coatings (Metallization) Program* is available on the Materials and Tests Unit website.

**QUALIFICATIONS**

Only use NCDOT approved TSC Contractors meeting the requirements outlined in the *Thermal Sprayed Coatings (Metallization) Program*.

**MATERIALS**

Use only materials meeting the requirements of Section 7 of the *Thermal Sprayed Coatings (Metallization) Program*.

**SURFACE PREPARATION AND TSC APPLICATION**

Surface preparation of TSC surfaces shall meet the requirements of Section 8 of the *Thermal Sprayed Coatings (Metallization) Program*. Apply TSC with the alloy to the thickness specified on the plans or as required by *Thermal Sprayed Coatings (Metallization) Program*.

**INSPECTION AND TESTING**

The TSC Contractor must conduct inspections and tests listed in the *Thermal Sprayed Coatings (Metallization) Program*.

BR-0173

ST-8

PAMLICO COUNTY

**REPAIRS**

Perform all shop repairs in accordance with the procedures outlined in the *Thermal Sprayed Coatings (Metallization) Program*.

Repairs associated with field welding shall be made by removing the existing metallizing by blast or power tool cleaning. Affected areas shall be addressed as follows:

- (A) For Marine Environments, incorporate a minimum surface preparation in accordance with SSPC SP-11 (Power Tool Cleaning to Bare Metal) and require an approved epoxy mastic coating applied in accordance with the manufacturer's recommendation. Apply a minimum of two (2) coats at a rate of 5-7 (WFT) per coat to the affected area.
- (B) For Non-Marine Environments, incorporate a minimum surface preparation in accordance with SSPC SP-11 (Power Tool Cleaning to Bare Metal) and require an approved organic zinc-rich coating applied in accordance with the manufacturer's recommendation. Apply a minimum of two (2) coats at a rate of 5-7 (WFT) per coat to the affected area.
  - (1) Minor localized areas less than or equal to 0.1 ft<sup>2</sup> with exposed substrate shall be repaired as outlined above for marine and non-marine environments.
  - (2) Large localized areas greater than 0.1 ft<sup>2</sup> with exposed substrate shall require the Contractor to submit a detailed repair procedure to the Engineer for review and approval.
  - (3) Repair methods for areas where the substrate has not been exposed shall be mutually agreed upon between the Contractor and TSC Contractor as approved by the Engineer.

**TWELVE MONTH OBSERVATION PERIOD**

All TSC materials applied under the *Thermal Sprayed Coatings (Metallization) Program* shall be evaluated twelve (12) months after project acceptance for defective materials and workmanship.

**MEASUREMENT AND PAYMENT**

The contract price bid for the metal component to which the TSC is applied will be full compensation for the thermal sprayed coating.

**FALSEWORK AND FORMWORK****(11-30-23)****GENERAL**

Use this Special Provision as a guide to develop temporary works submittals required by the *Standard Specifications* or other provisions; no additional submittals are required herein. Such temporary works include, but are not limited to, falsework and formwork.

BR-0173

ST-9

PAMLICO COUNTY

Falsework is any temporary construction used to support the permanent structure until it becomes self-supporting. Formwork is the temporary structure or mold used to retain plastic or fluid concrete in its designated shape until it hardens. Access scaffolding is a temporary structure that functions as a work platform that supports construction personnel, materials, and tools, but is not intended to support the structure. Scaffolding systems that are used to temporarily support permanent structures (as opposed to functioning as work platforms) are considered to be falsework under the definitions given. Shoring is a component of falsework such as horizontal, vertical, or inclined support members. Where the term “temporary works” is used, it includes all of the temporary facilities used in bridge construction that do not become part of the permanent structure.

Design and construct safe and adequate temporary works that will support all loads imposed and provide the necessary rigidity to achieve the lines and grades shown on the plans in the final structure.

### **MATERIALS**

Select materials suitable for temporary works; however, select materials that also ensure the safety and quality required by the design assumptions. The Engineer has authority to reject material on the basis of its condition, inappropriate use, safety, or nonconformance with the plans. Clearly identify allowable loads or stresses for all materials or manufactured devices on the plans. Revise the plan and notify the Engineer if any change to materials or material strengths is required.

### **DESIGN REQUIREMENTS**

#### **(A) Working Drawings**

Provide working drawings for items as specified in the contract, or as required by the Engineer, with design calculations and supporting data in sufficient detail to permit a structural and safety review of the proposed design of the temporary work.

On the drawings, show all information necessary to allow the design of any component to be checked independently as determined by the Engineer.

When concrete placement is involved, include data such as the drawings of proposed sequence, rate of placement, direction of placement, and location of all construction joints.

When required, have the drawings and calculations prepared under the guidance of, and sealed by, a North Carolina Registered Professional Engineer who is knowledgeable in temporary works design.

If requested by the Engineer, submit with the working drawings manufacturer’s catalog data listing the weight of all construction equipment that will be supported on the temporary work. Show anticipated total settlements and/or deflections of falsework and forms on the working drawings. Include falsework footing settlements, joint take-up, and deflection of beams or girders.

BR-0173

ST-10

PAMLICO COUNTY

As an option for the Contractor, overhang falsework hangers may be uniformly spaced, at a maximum of 36 inches, provided the following conditions are met:

Member Type (PCG)	Member Depth, (inches)	Max. Overhang Width, (inches)	Max. Slab Edge Thickness, (inches)	Max. Screed Wheel Weight, (lbs.)	Bracket Min. Vertical Leg Extension, (inches)
II	36	39	14	2000	26
III	45	42	14	2000	35
IV	54	45	14	2000	44
MBT	63	51	12	2000	50
MBT	72	55	12	1700	48

Overhang width is measured from the centerline of the girder to the edge of the deck slab. For Type II, III & IV prestressed concrete girders (PCG), 45-degree cast-in-place half hangers and rods must have a minimum safe working load of 6,000 lbs.

For MBT prestressed concrete girders, 45-degree angle holes for falsework hanger rods shall be cast through the girder top flange and located, measuring along the top of the member, 1'-2 1/2" from the edge of the top flange. Hanger hardware and rods must have a minimum safe working load of 6,000 lbs.

For link slabs, the top of girders directly beneath the link slab shall be free of overhang falsework attachments or other hardware. Submit calculations and working drawings for overhang falsework in the link slab region.

The overhang bracket provided for the diagonal leg shall have a minimum safe working load of 3,750 lbs. The vertical leg of the bracket shall extend to the point that the heel bears on the girder bottom flange, no closer than 4 inches from the bottom of the member. However, for 72-inch members, the heel of the bracket shall bear on the web, near the bottom flange transition.

Provide adequate overhang falsework and determine the appropriate adjustments for deck geometry, equipment, casting procedures and casting conditions.

If the optional overhang falsework spacing is used, indicate this on the falsework submittal and advise the girder producer of the proposed details. Failure to notify the Engineer of hanger type and hanger spacing on prestressed concrete girder casting drawings may delay the approval of those drawings.

Falsework hangers that support concentrated loads and are installed at the edge of thin top flange concrete girders (such as bulb tee girders) shall be spaced so as not to exceed 75% of the manufacturer's stated safe working load. Use of dual leg hangers (such as Meadow Burke HF-42 and HF-43) are not allowed on concrete girders with thin top flanges. Design the falsework and forms supporting deck slabs and overhangs on girder bridges so that there will be no differential settlement between the girders and the deck forms during placement of deck concrete.

When staged construction of the bridge deck is required, detail falsework and forms for screed and fluid concrete loads to be independent of any previous deck pour components when the mid-span girder deflection due to deck weight is greater than  $\frac{3}{4}$ ".

Note on the working drawings any anchorages, connectors, inserts, steel sleeves or other such devices used as part of the falsework or formwork that remains in the permanent structure. If the plan notes indicate that the structure contains the necessary corrosion protection required for a Corrosive Site, epoxy coat, galvanize or metalize these devices. Electroplating will not be allowed. Any coating required by the Engineer will be considered incidental to the various pay items requiring temporary works.

Design falsework and formwork requiring submittals in accordance with the current edition of *AASHTO Guide Design Specifications for Bridge Temporary Works* except as noted herein.

(1) Wind Loads

Table 2.2 of Article 2.2.5.1 is modified to include wind velocities up to 110 mph. In addition, Table 2.2A is included to provide the maximum wind speeds by county in North Carolina.

**Table 2.2 - Wind Pressure Values**

Height Zone feet above ground	Pressure, lb/ft <sup>2</sup> for Indicated Wind Velocity, mph				
	70	80	90	100	110
0 to 30	15	20	25	30	35
30 to 50	20	25	30	35	40
50 to 100	25	30	35	40	45
over 100	30	35	40	45	50

(2) Time of Removal

The following requirements replace those of Article 3.4.8.2.

Do not remove forms until the concrete has attained strengths required in Article 420-16 of the *Standard Specifications* and these Special Provisions.

Do not remove forms until the concrete has sufficient strength to prevent surface damage.

**Table 2.2A - Steady State Maximum Wind Speeds by Counties in North Carolina**

COUNTY	25 YR (mph)	COUNTY	25 YR (mph)	COUNTY	25 YR (mph)
Alamance	70	Franklin	70	Pamlico	100
Alexander	70	Gaston	70	Pasquotank	100
Alleghany	70	Gates	90	Pender	100
Anson	70	Graham	80	Perquimans	100
Ashe	70	Granville	70	Person	70
Avery	70	Greene	80	Pitt	90
Beaufort	100	Guilford	70	Polk	80
Bertie	90	Halifax	80	Randolph	70
Bladen	90	Harnett	70	Richmond	70
Brunswick	100	Haywood	80	Robeson	80
Buncombe	80	Henderson	80	Rockingham	70
Burke	70	Hertford	90	Rowan	70
Cabarrus	70	Hoke	70	Rutherford	70
Caldwell	70	Hyde	110	Sampson	90
Camden	100	Iredell	70	Scotland	70
Carteret	110	Jackson	80	Stanley	70
Caswell	70	Johnston	80	Stokes	70
Catawba	70	Jones	100	Surry	70
Cherokee	80	Lee	70	Swain	80
Chatham	70	Lenoir	90	Transylvania	80
Chowan	90	Lincoln	70	Tyrell	100
Clay	80	Macon	80	Union	70
Cleveland	70	Madison	80	Vance	70
Columbus	90	Martin	90	Wake	70
Craven	100	McDowell	70	Warren	70
Cumberland	80	Mecklenburg	70	Washington	100
Currituck	100	Mitchell	70	Watauga	70
Dare	110	Montgomery	70	Wayne	80
Davidson	70	Moore	70	Wilkes	70
Davie	70	Nash	80	Wilson	80
Duplin	90	New Hanover	100	Yadkin	70
Durham	70	Northampton	80	Yancey	70
Edgecombe	80	Onslow	100		
Forsyth	70	Orange	70		

BR-0173

ST-13

PAMLICO COUNTY

**(B) Review and Approval**

The Engineer is responsible for the review and approval of temporary works' drawings.

Submit the working drawings sufficiently in advance of proposed use to allow for their review, revision (if needed), and approval without delay to the work.

The time period for review of the working drawings does not begin until complete drawings and design calculations, when required, are received by the Engineer.

Do not start construction of any temporary work for which working drawings are required until the drawings have been approved. Such approval does not relieve the Contractor of the responsibility for the accuracy and adequacy of the working drawings.

**CONSTRUCTION REQUIREMENTS**

All requirements of Section 420 of the *Standard Specifications* apply.

Construct temporary works in conformance with the approved working drawings. Ensure that the quality of materials and workmanship employed is consistent with that assumed in the design of the temporary works. Do not weld falsework members to any portion of the permanent structure unless approved. Show any welding to the permanent structure on the approved construction drawings.

Provide tell-tales attached to the forms and extending to the ground, or other means, for accurate measurement of falsework settlement. Make sure that the anticipated compressive settlement and/or deflection of falsework does not exceed 1 inch. For cast-in-place concrete structures, make sure that the calculated deflection of falsework flexural members does not exceed 1/240 of their span regardless of whether or not the deflection is compensated by camber strips.

**(A) Maintenance and Inspection**

Inspect and maintain the temporary work in an acceptable condition throughout the period of its use. Certify that the manufactured devices have been maintained in a condition to allow them to safely carry their rated loads. Clearly mark each piece so that its capacity can be readily determined at the job site.

Perform an in-depth inspection of an applicable portion(s) of the temporary works, in the presence of the Engineer, not more than 24 hours prior to the beginning of each concrete placement. Inspect other temporary works at least once a month to ensure that they are functioning properly. Have a North Carolina Registered Professional Engineer inspect the cofferdams, shoring, sheathing, support of excavation structures, and support systems for load tests prior to loading.

BR-0173

ST-14

PAMLICO COUNTY

Determine the safe bearing capacity of the foundation material on which the supports for temporary works rest. If required by the Engineer, conduct load tests to verify proposed bearing capacity values that are marginal or in other high-risk situations.

The use of the foundation support values shown on the contract plans of the permanent structure is permitted if the foundations are on the same level and on the same soil as those of the permanent structure.

Allow for adequate site drainage or soil protection to prevent soil saturation and washout of the soil supporting the temporary works supports.

If piles are used, the estimation of capacities and later confirmation during construction using standard procedures based on the driving characteristics of the pile is permitted. If preferred, use load tests to confirm the estimated capacities; or, if required by the Engineer conduct load tests to verify bearing capacity values that are marginal or in other high risk situations.

The Engineer reviews and approves the proposed pile and soil bearing capacities.

#### **REMOVAL**

Unless otherwise permitted, remove and keep all temporary works upon completion of the work. Do not disturb or otherwise damage the finished work.

Remove temporary works in conformance with the contract documents. Remove them in such a manner as to permit the structure to uniformly and gradually take the stresses due to its own weight.

#### **MEASUREMENT AND PAYMENT**

Unless otherwise specified, *Falsework and Formwork* will not be directly measured.

Payment at the contract unit prices for the various pay items requiring temporary works will be full compensation for the above falsework and formwork.

#### **CRANE SAFETY**

**(11-30-23)**

#### **GENERAL**

Comply with the manufacturer specifications and limitations applicable to the operation of any and all cranes and derricks. Prime contractors, sub-contractors, and fully operated rental companies shall comply with the current Occupational Safety and Health Administration (OSHA) regulations.

Submit all items listed below to the Engineer prior to beginning crane operations. Changes in personnel or equipment must be reported to the Engineer and all applicable items listed below must be updated and submitted prior to continuing with crane operations.

BR-0173

ST-15

PAMLICO COUNTY

**CRANE SAFETY SUBMITTAL LIST**

- (A) **Competent Person:** Provide the name and qualifications of the “Competent Person” responsible for crane safety and lifting operations. The named competent person will have the responsibility and authority to stop any work activity due to safety concerns.
- (B) **Riggers:** Provide the qualifications and experience of the persons responsible for rigging operations. Qualifications and experience should include, but not be limited to, weight calculations, center of gravity determinations, selection and inspection of sling and rigging equipment, and safe rigging practices.
- (C) **Crane Inspections:** Inspection records for all cranes shall be current and readily accessible for review upon request.
- (D) **Certifications:** Crane operators shall be certified by the National Commission for the Certification of Crane Operators (NCCCO) or the National Center for Construction Education and Research (NCCER). Other approved nationally accredited programs will be considered upon request. In addition, crane operators shall have a current CDL medical card. Submit a list of crane operator(s) and include current certification for each type of crane operated (small hydraulic, large hydraulic, small lattice, large lattice) and medical evaluations for each operator.

**MEASUREMENT AND PAYMENT**

No direct payment will be made for *Crane Safety*. All costs shall be considered incidental to items for which direct payment is made.

**SUBMITTAL OF WORKING DRAWINGS****(1-31-25)****GENERAL**

Submit working drawings in accordance with Article 105-2 of the *Standard Specifications* and this Special Provision. For this Special Provision, “submittals” refers to only those listed in this Special Provision. The list of submittals contained herein does not represent a list of required submittals for the project. Submittals are only necessary for those items as required by the contract. Make submittals that are not specifically noted in this provision directly to the Engineer. Either the Structures Management Unit or the Geotechnical Engineering Unit or both units will jointly review submittals.

If a submittal contains variations from plan details or specifications or significantly affects project cost, field construction or operations, discuss the submittal with and submit all copies to the Engineer. State the reason for the proposed variation in the submittal. To minimize review time, make sure all submittals are complete when initially submitted. Provide a contact name and information with each submittal. Direct any questions regarding submittal requirements to the Engineer, Structures Management Unit contacts or the Geotechnical Engineering Unit contacts noted below.

BR-0173

ST-16

PAMLICO COUNTY

To facilitate in-plant inspection by NCDOT and approval of working drawings, provide the name, address and telephone number of the facility where fabrication will actually be done if different than shown on the title block of the submitted working drawings. This includes, but is not limited to, precast concrete items, prestressed concrete items and fabricated steel or aluminum items.

**ADDRESSES AND CONTACTS**

For submittals to the Structures Management Unit, use the following addresses:

Via Email: [SMU-wdr@ncdot.gov](mailto:SMU-wdr@ncdot.gov) (do not cc SMU Working Drawings staff)

Via US mail:

Mr. D. N. Snoke, P. E.  
 State Structures Engineer  
 North Carolina Department  
 of Transportation  
 Structures Management Unit  
 1581 Mail Service Center  
 Raleigh, NC 27699-1581  
 Attention: Mr. J. L. Bolden, P. E.

Via other delivery service:

Mr. D. N. Snoke, P. E.  
 State Structures Engineer  
 North Carolina Department  
 of Transportation  
 Structures Management Unit  
 1000 Birch Ridge Drive  
 Raleigh, NC 27610  
 Attention: Mr. J. L. Bolden, P. E.

For submittals to the Geotechnical Engineering Unit, use the following addresses:

For projects in Divisions 1-7 (Eastern Regional Office):

Via Email: [EastGeotechnicalSubmittal@ncdot.gov](mailto:EastGeotechnicalSubmittal@ncdot.gov)

Via US mail:

Mr. Thomas Santee, P. E.  
 Assistant State Geotechnical  
 Engineer – Eastern Region  
 North Carolina Department  
 of Transportation  
 Geotechnical Engineering Unit  
 Eastern Regional Office  
 1570 Mail Service Center  
 Raleigh, NC 27699-1570

Via other delivery service:

Mr. Thomas Santee, P. E.  
 Assistant State Geotechnical  
 Engineer – Eastern Region  
 North Carolina Department  
 of Transportation  
 Geotechnical Engineering Unit  
 Eastern Regional Office  
 3301 Jones Sausage Road, Suite 100  
 Garner, NC 27529

For projects in Divisions 8-14 (Western Regional Office):

Via Email: [WestGeotechnicalSubmittal@ncdot.gov](mailto:WestGeotechnicalSubmittal@ncdot.gov)

Via US mail or other delivery service:

BR-0173

ST-17

PAMLICO COUNTY

Mr. Eric Williams, P. E.  
Assistant State Geotechnical  
Engineer – Western Region  
North Carolina Department  
of Transportation  
Geotechnical Engineering Unit  
Western Regional Office  
5253 Z Max Boulevard  
Harrisburg, NC 28075

The status of the review of structure-related submittals sent to the Structures Management Unit can be viewed from the Unit’s website, via the “[Drawing Submittal Status](#)” link.

The status of the review of geotechnical-related submittals sent to the Geotechnical Engineering Unit can be viewed from the Unit’s website, via the “[Geotechnical Construction Submittals](#)” link.

Direct any questions concerning submittal review status, review comments or drawing markups to the following contacts:

Primary Structures Contact: James Bolden (919) 707 – 6408  
[jlbolden@ncdot.gov](mailto:jlbolden@ncdot.gov)

Secondary Structures Contacts: Madonna Rorie (919) 707 – 6508  
[mlrorie@ncdot.gov](mailto:mlrorie@ncdot.gov)

Eastern Regional Geotechnical Contact (Divisions 1-7):  
Thomas Santee (984) 920-8901  
[EastGeotechnicalSubmittal@ncdot.gov](mailto:EastGeotechnicalSubmittal@ncdot.gov)

Western Regional Geotechnical Contact (Divisions 8-14):  
Eric Williams (980)258-6400  
[WestGeotechnicalSubmittal@ncdot.gov](mailto:WestGeotechnicalSubmittal@ncdot.gov)

#### **SUBMITTAL COPIES**

Furnish one complete copy of each submittal, including all attachments, to the Engineer. At the same time, submit a copy of the same complete submittal directly to the Structures Management Unit and/or the Geotechnical Engineering Unit as specified in the tables below.

The first table below covers “Structure Submittals.” The Engineer will receive review comments and drawing markups for these submittals from the Structures Management Unit. The second table in this section covers “Geotechnical Submittals.” The Engineer will receive review comments and drawing markups for these submittals from the Geotechnical Engineering Unit.

Unless otherwise required, submit one set of supporting calculations to either the Structures Management Unit or the Geotechnical Engineering Unit unless both units require submittal

BR-0173

ST-18

PAMLICO COUNTY

copies in which case submit a set of supporting calculations to each unit. Provide additional copies of any submittal as directed.

**STRUCTURE SUBMITTALS**

<b>Submittal</b>	<b>Submittal Required by Structures Management Unit?</b>	<b>Submittal Required by Geotechnical Engineering Unit?</b>	<b>Contract Reference Requiring Submittal <sup>1</sup></b>
Arch Culvert Falsework	Y	N	Plan Note, SN Sheet & “Falsework and Formwork”
Box Culvert Falsework <sup>7</sup>	Y	N	Plan Note, SN Sheet & “Falsework and Formwork”
Cofferdams	Y	Y	Article 410-4
Foam Joint Seals <sup>6</sup>	Y	N	“Foam Joint Seals”
Expansion Joint Seals (hold down plate type with base angle)	Y	N	“Expansion Joint Seals”
Expansion Joint Seals (modular)	Y	N	“Modular Expansion Joint Seals”
Expansion Joint Seals (strip seals)	Y	N	“Strip Seal Expansion Joints”
Falsework & Forms <sup>2</sup> (substructure)	Y	N	Article 420-3 & “Falsework and Formwork”
Falsework & Forms (superstructure)	Y	N	Article 420-3 & “Falsework and Formwork”
Girder Erection over Railroad	Y	N	Railroad Provisions
Maintenance and Protection of Traffic Beneath Proposed Structure	Y	N	“Maintenance and Protection of Traffic Beneath Proposed Structure at Station ____”
Metal Bridge Railing	Y	N	Plan Note
Metal Stay-in-Place Forms	Y	N	Article 420-3
Metalwork for Elastomeric Bearings <sup>4,5</sup>	Y	N	Article 1072-8
Miscellaneous Metalwork <sup>4,5</sup>	Y	N	Article 1072-8
Disc Bearings <sup>4</sup>	Y	N	“Disc Bearings”

BR-0173

ST-19

PAMLICO COUNTY

Overhead and Digital Message Signs (DMS) (metalwork and foundations)	Y	N	Applicable Provisions
Placement of Equipment on Structures (cranes, etc.)	Y	N	Article 420-20
Prestressed Concrete Box Beam (detensioning sequences) <sup>3</sup>	Y	N	Article 1078-11
Precast Concrete Box Culverts	Y	N	“Optional Precast Reinforced Concrete Box Culvert at Station ____”
Prestressed Concrete Cored Slab (detensioning sequences) <sup>3</sup>	Y	N	Article 1078-11
Prestressed Concrete Deck Panels	Y	N	Article 420-3
Prestressed Concrete Girder (strand elongation and detensioning sequences)	Y	N	Articles 1078-8 and 1078-11
Removal of Existing Structure over Railroad	Y	N	Railroad Provisions
Revised Bridge Deck Plans (adaptation to prestressed deck panels)	Y	N	Article 420-3
Revised Bridge Deck Plans (adaptation to modular expansion joint seals)	Y	N	“Modular Expansion Joint Seals”
Sound Barrier Wall (precast items)	Y	N	Article 1077-2 & “Sound Barrier Wall”
Sound Barrier Wall Steel Fabrication Plans <sup>5</sup>	Y	N	Article 1072-8 & “Sound Barrier Wall”
Structural Steel <sup>4</sup>	Y	N	Article 1072-8
Temporary Detour Structures	Y	Y	Article 400-3 & “Construction, Maintenance and Removal of Temporary Structure at Station ____”
TFE Expansion Bearings <sup>4</sup>	Y	N	Article 1072-8

**FOOTNOTES**

1. References are provided to help locate the part of the contract where the submittals are required. References in quotes refer to the provision by that name. Articles refer to the *Standard Specifications*.
2. Submittals for these items are necessary only when required by a note on plans.
3. Submittals for these items may not be required. A list of pre-approved sequences is available from the producer or the Materials & Tests Unit.
4. The fabricator may submit these items directly to the Structures Management Unit.
5. The two sets of preliminary submittals required by Article 1072-8 of the *Standard Specifications* are not required for these items.
6. Submittals for Fabrication Drawings are not required. Submittals for Catalogue Cuts of Proposed Material are required. See Section 5.A of the referenced provision.
7. Submittals are necessary only when the top slab thickness is 18” or greater.

**GEOTECHNICAL SUBMITTALS**

<b>Submittal</b>	<b>Submittals Required by Geotechnical Engineering Unit</b>	<b>Submittals Required by Structures Management Unit</b>	<b>Contract Reference Requiring Submittal <sup>1</sup></b>
Drilled Pier Construction Plans <sup>2</sup>	Y	N	Subarticle 411-3(A)
Crosshole Sonic Logging (CSL) Reports <sup>2</sup>	Y	N	Subarticle 411-5(A)(2)
Pile Driving Equipment Data Forms <sup>2,3</sup>	Y	N	Subarticle 450-3(D)(2)
Pile Driving Analyzer (PDA) Reports <sup>2</sup>	Y	N	Subarticle 450-3(F)(3)
Retaining Walls <sup>4</sup>	Y; drawings and calculations	Y; drawings	Applicable Provisions
Temporary Shoring <sup>4</sup>	Y; drawings and calculations	Y; drawings	“Temporary Shoring” & “Temporary Soil Nail Walls”

**FOOTNOTES**

1. References are provided to help locate the part of the contract where the submittals are required. References in quotes refer to the provision by that name. Subarticles refer to the *Standard Specifications*.
2. Submit one hard copy of submittal to the Engineer. Submit a second copy of submittal electronically (PDF via email), US mail or other delivery service to the appropriate Geotechnical Engineering Unit regional office. Electronic submission is preferred.
3. The Pile Driving Equipment Data Form is available from:  
<https://connect.ncdot.gov/projects/construction/ConstManRefDocs/PILE%20DRIVING%20EQUIPMENT%20DATA%20FORM.pdf>  
See second page of form for submittal instructions.
4. Electronic copy of submittal is required. See referenced provision.

**GROUT FOR STRUCTURES****(12-1-17)****GENERAL**

This Special Provision addresses grout for use in pile blockouts, grout pockets, shear keys, dowel holes and recesses for structures. This Special Provision does not apply to grout placed in post-tensioning ducts for bridge beams, girders, decks, end bent caps, or bent caps. Mix and place grout in accordance with the manufacturer's recommendations, the applicable sections of the *Standard Specifications* and this Special Provision.

**MATERIAL REQUIREMENT**

Unless otherwise noted on the plans, use a Type 3 Grout in accordance with Section 1003 of the *Standard Specifications*.

Initial setting time shall not be less than 10 minutes when tested in accordance with ASTM C266.

Construction loading and traffic loading shall not be allowed until the 3-day compressive strength is achieved.

**SAMPLING AND PLACEMENT**

Place and maintain components in final position until grout placement is complete and accepted. Concrete surfaces to receive grout shall be free of defective concrete, laitance, oil, grease, and other foreign matter. Saturate concrete surfaces with clean water and remove excess water prior to placing grout.

BR-0173

ST-22

PAMLICO COUNTY

**MEASUREMENT AND PAYMENT**

No separate payment will be made for *Grout for Structures*. The cost of the material, equipment, labor, placement, and any incidentals necessary to complete the work shall be considered incidental to the structure item requiring grout.

**SECURING OF VESSELS****(10-12-01)****GENERAL**

Secure vessels in accordance with Section 107 of the *Standard Specifications* and the following provision.

When utilizing barges, tugboats or other vessels, take all necessary precautions to ensure that such vessels are securely anchored or moored when not in active operation. Take all necessary measures to ensure that the vessels are operated in a manner that avoids damage to or unnecessary contact with bridges and other highway structures and attachments. If severe weather conditions are anticipated or should be anticipated through reasonable monitoring of weather forecasts, take additional measures to protect bridges and other highway structures and attachments from extreme conditions. The Contractor is strictly liable for damages to any bridge or other highway structures or attachments caused by a vessel owned or controlled by the Contractor. The Contractor is also liable to third parties for property damages and loss of revenue caused by vessels under the Contractor's control.

**MEASUREMENT AND PAYMENT**

No separate payment will be made for *Securing of Vessels*.

**WORK IN, OVER OR ADJACENT TO NAVIGABLE WATERS****(SPECIAL)****GENERAL**

All work in, over, or adjacent to navigable waters shall be in accordance with Article 107-10 of the *Standard Specifications*, the Special Provisions and conditions contained in the permits obtained by the Department from the U.S. Army Corps of Engineers, North Carolina Department of Environmental Quality or other authority having jurisdiction. The work shall have no adverse effect on navigation of the waterway including traffic flow, navigational depths, and horizontal and vertical clearances without approval from the authorities granting the permits.

The Contractor shall prepare drawings necessary to obtain any permits which may be required for his operations which are not included in the Department's permit including temporary staging and access. The Contractor shall coordinate the submittal of drawings with the Engineer.

All construction shall progress and be maintained in a safe and timely manner. Temporary construction facilities shall be removed completely and promptly upon discontinuation of their useful purpose. Navigational lights, signals, or facilities shall be provided and maintained by the Contractor on temporary or permanent construction or vessels until such facilities are no longer needed as determined by the Engineer or permitting agency.

BR-0173

ST-23

PAMLICO COUNTY

The Contractor shall immediately notify the appropriate authorities and take corrective measures as needed when any situation occurs that imposes a threat to the public. The Contractor shall also immediately correct any acts or occurrences that contradict or violate any requirements in the plans, special provisions, or permits when corrective measures can be performed in a safe manner. The Contractor shall notify the appropriate authorities when such corrective measures cannot be performed in a safe manner.

**MEASUREMENT AND PAYMENT**

All costs incurred by the Contractor in complying with the requirements of this special provision shall be included in the prices bid for the various pay items and no additional payment will be made.

**EPOXY FINISH PAINT FOR METALLIZED STRUCTURES****(SPECIAL)****SCOPE**

This special provision covers the fast-dry epoxy paint system to be used over compatible metallized metal surfaces. A compatible sealer may be required to prevent application bubbling.

Paint shall be apply over all metallized structural steel components of the ramp and lift beam except only the outer 12 inches of both sides of the the ramp checkered plate riding surface shall be painted.

The Contractor shall submit to the Engineer a field repair procedure for any damaged areas of the paint system.

Painting shall be in accordance with Section 442 of the Standard Specifications, and with the manufacturer's instructions, except as modified herein. This work shall consist of surface preparation and painting of the metallized surfaces. Painting is to be conducted after assembly of the metallized steel ramps. All paint in this system shall be applied by spraying, except that minor repairs may be made by brush where permitted by the Engineer. The thickness of the dry coat of paint shall be a minimum of 4 mils and a maximum of 6 mils.

The Contractor shall submit an acceptable paint system for review and acceptance by the Engineer.

**BASIS OF PAYMENT**

The entire cost of the fast-dry epoxy paint system shall be included in the lump sum price bid for "Approximately 53,860 lbs Structural Steel."

**REMOVAL OF EXISTING STRUCTURE****(SPECIAL)****DESCRIPTION**

Use approved methods and operations for removal of ramp structures. Remove the existing structure in accordance with Sections 402 and 802 of the Standard Specifications and the demolition

BR-0173

# ST-24

PAMLICO COUNTY

procedures detailed in the plans, unless otherwise approved by the Engineer. All piles shall be removed in their entirety.

(C) Requirements for Materials Which Remain the Property of the Department

Do not use any materials, either temporarily or permanently, which are removed from the structure unless so permitted by the contract. Remove structural materials carefully without damage. Reference the Special Provision for Coordination with Ferry Division for the determination of those components, if any, the Ferry Division would like to salvage and retain.

**MEASUREMENT AND PAYMENT**

Measurement and payment will be made in accordance with Article 402-3 of the Standard Specifications.

<b>Pay Item</b>	<b>Pay Unit</b>
Removal Of Existing Structure At Station (10+23.61 -RAMP-)	Lump Sum

**STEEL STRUCTURE WORKING DRAWINGS** **(SPECIAL)**

Submit working drawings for the following items to the Engineer for review and approval before fabrication of these structural steel members. Working drawings for steel structures shall consist of shop drawings, detail, erection, and other shop drawings showing details, dimensions, sizes of units, and other information necessary for the fabrication and erection of metal work.

- (A) Lift Bent Structural Steel members, including steel cross beams, brackets, braces, and miscellaneous channels and angles.
- (B) All ramp components
- (C) Access Platform steel, including steel gratings, and channels and angles.
- (D) Handrails and supports, including access gates

**ASBESTOS ASSESSMENT** **(11-30-23)**

**INSPECTION FOR ASBESTOS CONTAINING MATERIAL**

Prior to conducting bridge demolition or renovation activities, the Contractor shall thoroughly inspect the bridge or affected components for the presence of asbestos containing material (ACM) using a firm prequalified by NCDOT to perform asbestos surveys. The inspection must be performed by a N.C. accredited asbestos inspector with experience inspecting bridges or other industrial structures. The N.C. accredited asbestos inspector must conduct a thorough inspection, identifying all asbestos-containing material as required by the Environmental Protection Agency National Emission Standards for Hazardous Air Pollutants (NESHAP) Code of Federal Regulations (CFR) 40 CFR, Part 61, Subpart M.

BR-0173

ST-25

PAMLICO COUNTY

The Contractor shall submit an inspection report to the Engineer, which at a minimum must include information required in 40 CFR 763.85 (a)(4) vi)(A)-(E), as well as a project location map, photos of existing structure, the date of inspection and the name, N.C. accreditation number, and signature of the N.C. accredited asbestos inspector who performed the inspection and completed the report. The cover sheet of the report shall include project identification information. Place the following notes on the cover sheet of the report and check the appropriate box:

ACM was found

ACM was not found

#### **REMOVAL AND DISPOSAL OF ASBESTOS CONTAINING MATERIAL**

If ACM is found, notify the Engineer. Compensation for removal and disposal of ACM is considered extra work in accordance with Article 104-7 of the *Standard Specifications*.

An Asbestos Removal Permit must be obtained from the Health Hazards Control Unit (HHCU) of the N.C. Department of Health & Human Services, Division of Public Health, if more than 35 cubic feet, 160 square feet, or 260 linear feet of regulated ACM (RACM) is to be removed from a structure and this work must be completed by a contractor prequalified by NCDOT to perform asbestos abatement. RACM is defined in 40 CFR, Part 61, Subpart M. Note: 40 CFR 763.85 (a)(4) vi)(D) defines ACM as surfacing, TSI and Miscellaneous which does not meet the NESHAP RACM.

#### **DEMOLITION NOTIFICATION**

Even if no ACM is found (or if quantities are less than those required for a permit), a Demolition Notification (DHHS-3768) must be submitted to the HHCU. Notifications and Asbestos Permit applications require an original signature and must be submitted to the HHCU 10 working days prior to beginning demolition activities. The 10 working day period starts based on the post-marked date or date of hand delivery. Demolition that does not begin as originally notified requires submission of a separate revision form HHCU 3768-R to HHCU. Reference the North Carolina Administrative Code, Chapter 10A, Subchapter 41C, Article .0605 for directives on revision submissions.

#### Contact Information

Health Hazards Control Unit (HHCU)  
N.C. Department of Health and Human Services  
1912 Mail Service Center  
Raleigh, NC 27699-1912  
Telephone: (919) 707-5950  
Fax: (919) 870-4808

BR-0173

ST-26

PAMLICO COUNTY

**SPECIAL CONSIDERATIONS**

Buncombe, Forsyth, and Mecklenburg counties also have asbestos permitting and NESHAP requirements must be followed. For projects involving permitted RACM removals, both the applicable county and the state (HHCUC) must be notified.

For demolitions with no RACM, only the local environmental agencies must be notified. Contact information is as follows:

Buncombe County

WNC Regional Air Pollution Control Agency  
49 Mt. Carmel Road  
Asheville, NC 28806  
(828) 250-6777

Forsyth County

Environmental Affairs Department  
537 N. Spruce Street  
Winston-Salem, NC 27101  
(336) 703-2440

Mecklenburg County

Land Use and Environmental Services Agency  
Mecklenburg Air Quality  
700 N. Tryon Street  
Charlotte, NC 28202  
(704) 336-5430

**ADDITIONAL INFORMATION**

Additional information may be found on N.C. asbestos rules, regulations, procedures, and N.C. accredited inspectors, as well as associated forms for demolition notifications and asbestos permit applications at the N.C. Asbestos Hazard Management Program website:

<https://epi.dph.ncdhhs.gov/asbestos/ahmp.html>

**MEASUREMENT AND PAYMENT**

*Asbestos Assessment* Payment will be paid at the lump sum contract unit price and will be full compensation for all asbestos inspections, reports, permitting and notifications.

Payment will be made under:

**Pay Item**

Asbestos Assessment

**Pay Unit**

Lump Sum

**ULTRA HIGH MOLECULAR WEIGHT POLYETHYLENE FENDER** (SPECIAL)**MATERIAL****Steel Pipe Pile Fenders**

For the 3 ½” fenders to be placed on the existing steel pipe piles of the pushing dolphins, there shall be two distinct layers of material forming a composite system consistent with CID A-A-59001.

- (A) Layer #1, or the face layer, shall be composed of virgin Ultra High Molecular Weight Polyethylene (UHMW-PE). The UHMW-PE shall be UV stabilized with a minimum of 0.6% Carbon Black. The UHMW-PE shall have a coefficient of friction not to exceed 0.15 per ASTM-D-1894.
- (B) Layer #2 shall be composed of a high energy absorption elastomeric compound.

Both layers shall be vulcanized so as to produce one integral piece in the manufacturing process.

Fully molded material shall have passed the “Moving Rigid Barrier Collision Test” SAE-S792 as modified by Mil-B-24781 with no damage other than superficial surface damage. Normal Impact energy to panel test shall be 98,455 in-lbs. The maximum deflection of the material shall not exceed 2”.

For curved pile applications, material shall come ready from manufacturer to wrap onto piling with minimum effort. Material shall be Pre-Drilled for attachment as shown in the plans.

**Composite Marine Pile Fenders**

For the fenders attached to the composite marine piles, the material may be a composite material as described above for the steel pipe pile fenders or one layer of UHMW-PE meeting the material requirements above. The minimum thickness of these fenders shall be 1 ¼” and the maximum allowable thickness for a two layer fender as described above is 2”.

**ATTACHMENT REQUIREMENTS**

For the fenders to be attached to the existing steel pipe piles, the outer face layer and lower layer shall be counterbored sufficiently to accept a washer and nut at each fastener/attachment location so that all hardware is countersunk below the outer layer. For the fenders to be attached to the existing composite marine piles, the hardware shall also be counterbored a minimum of ¼ inch below the outer surface and in accordance with the manufacturer’s recommendations. The backing layer shall be drilled through for the bolt diameter to be used.

Attachment details to both the steel pipe piles and the composite marine piles shall be confirmed with the manufacturer and approved by the Engineer prior to installation.

BR-0173

ST-28

PAMLICO COUNTY

**BASIS OF PAYMENT**

The ultra-high molecular weight polyethylene composite shall be paid for at the contract unit price per square foot for “Ultra High Molecular Weight Polyethylene Fender (\_\_\_”)”. No separate measurement or payment will be made for hardware, tools, equipment, or labor necessary for furnishing and installing the ultra-high molecular weight polyethylene composite. This work and material shall be included in the contract unit bid price for “Ultra High Molecular Weight Polyethylene Fender (\_\_\_”)”.

Payment will be made under:

<b>Pay Item</b>	<b>Pay Unit</b>
Ultra High Molecular Weight Polyethylene Fender (3 ½ ”)	Square Feet
Ultra High Molecular Weight Polyethylene Fender (1 ¼ ”)	Square Feet

**PAINTING EXISTING BULKHEAD** **(SPECIAL)**

**GENERAL**

This work shall consist of furnishing all labor, equipment, and materials necessary to clean and paint the structural steel of the existing bulkhead. Work includes: removal, containment and disposal of the existing paint system; preparation of the surface to be painted and applying the new paint system; access and dewatering system; and any incidentals necessary to complete the project as specified and shown on the plans.

**SCOPE OF WORK**

The bulkhead at the Minnesott Ferry Basin includes approximately 800 linear feet of PZ27 sheet piling with a concrete cap that faces the waterline. The entirety of this length shall be accessed, including shallow dewatering, cleaning, containment, disposal, and coating to the vertical limits shown on the plans.

**TWELVE-MONTH OBSERVATION PERIOD**

The Contractor maintains responsibility for the coating system for a 12-month observation period beginning upon the satisfactory completion of all the work required in the plans or as directed by the Engineer. The Contractor shall guarantee the coating system under the payment and performance bond (refer to Article 103-7 of the *Standard Specifications*). To successfully complete the observation period, the coating system shall meet the following requirements after 12 months service:

- (A) No visible rust, contamination or application defect is observed in any coated area.
- (B) Painted surfaces have a uniform color and gloss.
- (C) Painted surfaces have an adhesion that meets an ASTM D3359, 3A rating.

Final acceptance is made only after the paint system meets the above requirements.

**SUBMITTALS**

Submit all of the following to the Engineer for review and approval before scheduling the pre-construction meeting. Allow at least two (2) weeks for the review process.

- (A) Work schedule which shall be kept up to date, with a copy of the revised schedule being provided to the Engineer in a timely manner.
- (B) Access (portable cofferdam or similar), dewatering, and containment system plans and design calculations in accordance with SSPC Guide 6, Class 2A and other project requirements, signed and sealed by a Professional Engineer licensed by the State of North Carolina.
- (C) Subcontractor identification.
- (D) Health and safety plan addressing at least the required topics as specified by the SSPC QP 1 and QP 2 program and including hazard communication, respiratory health, emergency procedures, and local hospital and treatment facilities with directions and phone numbers, disciplinary criteria for workers who violate the plan and accident investigation. The plan shall address the following: hazardous materials, personal protective equipment, general health and safety, occupational health and environmental controls, fire protection and prevention, materials handling, storage, use, and disposal, hand and power tools, electrical, scaffolds, fall protection, cranes, derricks, hoists, ladders, toxic and hazardous substances, airless injection and high pressure water jet (HPWJ).
- (E) Provide the Engineer with Competent Person qualifications and summary of work experience.
- (F) Environmental Compliance Plan.
- (G) Quality Control Plan (Project Specific) with quality control qualifications and summary of work experience.
- (H) Abrasive Blast Media:
  - (1) Product Data Sheet.
  - (2) Blast Media Test Reports in accordance with Article 442-4 of the *Standard Specification*.
- (I) Coating Material:
  - (1) NCDOT HICAMS Test Reports (testing performed by NCDOT Materials and Tests Unit).
  - (2) Product Data Sheets.
  - (3) Material Safety Data Sheets.
  - (4) Product Specific Repair Procedures.

- (5) Acceptance letters from paint manufacturers for work practices that conflict with Special Provisions and/or paint manufactures product data sheets.

### **PRE-CONSTRUCTION MEETING**

Submittals shall be reviewed and approved by the Engineer prior to scheduling the pre-construction meeting. Allow no less than two (2) weeks for a review process. When requesting a pre-construction meeting, contact the Engineer at least seven (7) working days in advance of the desired pre-construction date. The contractor's project supervisor, Competent Person, and quality control personnel shall attend the pre-construction meeting in order for the Contractor and NCDOT team to establish responsibilities for various personnel during project duration and to establish realistic timeframes for problem escalation.

### **ACCESS, DEWATERING AND CONTAINMENT SYSTEM**

A limpet type cofferdam or similar small portable cofferdam system that can be suspended from above, included from the concrete bulkhead, is anticipated since installation of piles or other riverbed supported members are not included in the permits obtained by the Department. The cofferdam system shall allow for shallow dewatering and sealing to allow for cleaning and satisfactory application at least to the vertical limits shown on the plans.

Prior to performing any construction or painting operations on the structure, the Contractor shall furnish the Engineer with plans and design calculations for a sufficiently designed access, dewatering and containment system, which will provide access for cleaning and surface preparations for the bulkhead and coating operations for the bulkhead. The access and containment system shall not be installed, and no work shall begin, until the Engineer has reviewed and approved, in writing, the submitted access and containment system plans and design calculations. Access and containment system plans and design calculations shall be prepared, sealed, and signed by a Professional Engineer licensed by the State of North Carolina. Allow a minimum of two (2) weeks for review of the containment plans and calculations.

The containment system shall meet or exceed the requirements of Class 2A containment in accordance with SSPC Guide 6. The Contractor shall determine the required capacity of the containment system, which, at a minimum, shall include loads due to wind, repair materials and repair operations, equipment, and tools; however, the capacity shall not be less than that required by Federal or State regulations. Design steel members to meet the requirements of the *American Institute of Steel Construction Manual*.

In the containment system plans, describe how debris is contained and collected. Describe how the airflow inside the containment structure is designed to meet all applicable OSHA Standards. how wash water will be contained and paint chips separated. Describe what physical containment will be provided during painting application to protect the public and areas not to be painted.

Drilling holes in the steel portion of the bulkhead for the purpose of attaching the containment system is prohibited.

BR-0173

ST-31

PAMLICO COUNTY

The Contractor will be responsible for certifying the containment system has been constructed in accordance with the approved plans.

The containment system shall be cleaned after each workday.

Upon completion of work, remove all anchorages in the concrete bulkhead and repair the substructure at no additional cost to the Department.

#### **WASH WATER SAMPLING AND DISPOSAL PLAN**

All wash water shall be collected and sampled prior to disposal. Representative sampling and testing methodology shall conform to North Carolina Administrative Code 15A NCAC 02B.0103, "Analytical Procedures". Wash water shall be tested for pollutants listed in 15A NCAC 02B.0211(3), 15A NCAC 02T.0505(b)(1) and 15A NCAC 2T.0905(h). Depending on the test results, wash water disposal methods shall be described in the disposal plan. Wash water shall be disposed of in accordance with all current Federal and State regulations. See link for NCDOT Guidelines for Managing Bridge Wash Water:

<https://www.ncdot.gov/initiatives-policies/Transportation/bridges/Documents/WashWater.pdf>

#### **WASTE HANDLING OF PAINT AND ABRASIVES**

Comply with all Federal, State, and local regulations. Failure to comply with the regulations could result in fines and loss of qualified status with NCDOT.

Comply with the Resource Conservation and Recovery Act (RCRA - 40 CFR 261 - 265) and the Occupational Safety and Health Act (OSHA - 29 CFR 1910 - 1926) regulations for employee training, and for the handling, storage, labeling, recordkeeping, reporting, inspections and disposal of all hazardous waste generated during paint removal.

A summary of Generator Requirements is available at the following NCDOT web link, which cites the specific regulations for each Generator category:

<https://www.deq.nc.gov/waste-management/dwm/hw/guidance-document-table-documents/summary-generator-requirements-0/download?attachment>

No work shall begin until the Contractor furnishes the Engineer with a written waste disposal plan. Any alternative method for handling waste shall be pre-approved by the Engineer. Example guidance on Contractor's waste disposal plan content can be found in the information below:

<https://www.deq.nc.gov/waste-management/dwm/hw/guidance-document-table-documents/generator-category-guidance/download?attachment>

(A) Guidance for Small Quantity Generator (SQG) can be found at the following weblink:

<https://www.deq.nc.gov/waste-management/dwm/hw/guidance-document-table-documents/small-quantity-generator-checklist-0/download?attachment>

(B) Guidance for Large Quantity Generator (LQG) can be found at the following weblink:

<https://www.deq.nc.gov/environmental-management-commission/water-quality-committee-meetings/2018/large-quantity-generator-checklist/download>

The North Carolina Department of Environmental Quality (NCDEQ) adopted the federal provisions of RCRA in the North Carolina Hazardous Waste Management Rules (15A NCAC 13A) and is responsible for the administration and enforcement of these rules. The *Hazardous Waste Generator Compliance Manual* created by the NCDEQ, Division of Waste Management, Hazardous Waste Section, Compliance Branch can be found at:

<https://www.deq.nc.gov/waste-management/dwm/hw/guidance-document-table-documents/hazardous-waste-generator-compliance-manual/download?attachment>

Immediately after awarding the contract, arrange for waste containers, sampling, testing, transportation, and disposal of all waste. Use an approved hazardous waste management company from the following link:

<https://www.ebs.nc.gov/VendorDirectory/results.html?sap-params=cD0xJTlwJmN1cnJlbnRfc2VhcmNoX3BhZ2U9d2Mmc2VsZWNoaW9uX2Zpcm1fbmFtZT0mc2VsZWNoaW9uX2NlcnQ9JnNlbGVjdGlvb19maXJtdHlwZT0meXNjX2Zpcm10eXBIPSzZzZWxlY3Rpb25fd29ya2xvY2F0aW9uPSZ5c2Nfd29ya2xvY2F0aW9uPSZzZWxlY3Rpb25fYWRkcnN0YXRIPSz5c2NfyWRkcnN0YXRIPSzZzZWxlY3Rpb25fYWRkcmNvdW50eT0meXNjX2FkZHIjb3VudHk9JnNlbGVjdGlvb193a2NvZGU9MDAzMDQwJnlzY193a2NvZGU9MDAzMDQwJTlwQ09OVEFNSU5BVEVEJTlwTUFURVJJQUxTJTIwUkVN T1ZBTCZzZzZWxlY3Rpb25fZGlzYz0meXNjX2Rpe2M9JnNlbGVjdGlvb19uYWljcz0meXNjX25haWNzPSZzZWxlY3Rpb25fY3R5cGU9MA%3d%3d>

All removed paint and spent abrasive media shall be tested for lead following the SW-846 Toxicity Characteristic Leaching Procedure (TCLP) Method 1311 Extraction, as incorporated by reference in 40 CFR 260.11, to determine whether it shall be disposed of as hazardous waste. Furnish the Engineer with certified test reports showing TCLP results of the paint waste accumulated on site, in accordance with “Lead-Based Paint Waste Guidance” at:

<https://www.deq.nc.gov/water-quality/planning/tmdl/303d/2020/lead-based-paint-waste-guidance/download>

(C) Toxicity characteristic 40 CFR 261.24

<https://www.ecfr.gov/current/title-40/chapter-I/subchapter-I/part-261/subpart-C/section-261.24>

(D) Analytical Methods for Characteristic Hazardous Waste Determination

<https://www.deq.nc.gov/waste-determination-test-method/download?attachment>

All sampling shall be performed in the presence of the Engineer’s representative.

The Competent Person shall obtain composite samples from each barrel of the wash water and waste generated by collecting two or more portions taken at regularly spaced intervals during accumulation. Composite the portions into one sample for testing purposes. Acquire samples after 10% or before 90% of the barrel has accumulated. The intent is to provide samples that are representative of widely separated portions, but not the beginning and end of wash water or waste accumulation.

BR-0173

ST-33

PAMLICO COUNTY

Perform sampling by passing a receptacle completely through the discharge stream or by completely diverting the discharge into a sample container. If discharge of the wash water or waste is too rapid to divert the complete discharge stream, discharge into a container or transportation unit sufficiently large to accommodate the flow and then accomplish the sampling in the same manner as described above.

Comply with the NCDEQ Hazardous Waste Compliance Manual. Record quantities of waste by weight and dates of waste generation. Waste accumulated at the project site shall be properly labeled. Until test results are received, accumulate all waste, and label as "NCDOT Bridge Paint Removal Waste – Hazardous Waste Pending Analysis" and include the date generated and contact information for the Engineer. Accumulate waste containers in an enclosed, sealed, and secured storage container protected from traffic from all directions. Obtain approval for the protection plan for these containers from the Engineer. If adequate protection cannot be obtained by use of existing guardrail, provide the necessary supplies and equipment to maintain adequate protection. The NCDEQ Hazardous Waste Compliance Manual can be found at:

<https://www.deq.nc.gov/waste-management/dwm/hw/guidance-document-table-documents/hazardous-waste-generator-compliance-manual/download?attachment>

Once test results are received and waste is characterized, label waste as either "Hazardous Waste - Pending Disposal" (for hazardous waste) or "Paint Waste - Pending Disposal" (for non-hazardous waste). All waste, hazardous or non-hazardous, requires numbered shipping manifests and/or equivalent material accountability.

Once the waste has been collected, and the quantities determined, prepare the appropriate shipping documents and manifests, and present them to the Engineer.

As of October 1, 2019, "Provisional ID Numbers" (starting with the prefix "NCP") are no longer issued by the North Carolina Hazardous Waste Section. EPA Identification (ID) Numbers are now issued for sites operating as "Short Term Generators."

(E) Short Term Generator Guidance:

<https://www.deq.nc.gov/environmental-assistance-and-customer-service/esi/short-term-generators-20200527/download>

For questions about Short Term Generator Notification:

Andrew Minter: Administration Specialist  
Hazardous Waste Section  
Phone: 919-707-8265  
Email: [Andrew.Minter@deq.nc.gov](mailto:Andrew.Minter@deq.nc.gov)

Laura Alexander: Business Officer  
Hazardous Waste Section  
Phone: 919-707-8214  
Email: [Laura.Alexander@deq.nc.gov](mailto:Laura.Alexander@deq.nc.gov)

The Engineer will verify the type and quantity of hazardous waste and obtain an EPA ID number (for new sites) or update an existing EPA ID number electronically using the EPA's RCRAInfo database:

<https://rcrainfo.epa.gov/rcrainfoprod/action/secured/login>

(F) Link to Quick Reference Guide for RCRAInfo Registration and Notification Submittal

<https://www.deq.nc.gov/waste-management/dwm/hw/8700-guidelines/guide-rcrainfo-registration-and-notification/download?attachment>

(G) Link to the more comprehensive RCRAInfo Registration and Notification Tutorial

<https://www.deq.nc.gov/waste-management/dwm/hw/hw-guidelines/rcrainfo-registration-and-electronic-notification-tutorial/download?attachment>

The hazardous waste fee will be assessed at the time the short-term EPA ID number is requested and must be paid prior to the EPA ID number being issued. When completing the RCRAInfo notification, the Hazardous Waste Section requires a valid email address for the site contact since this is the person who will be contacted to pay the fee. NOTE: The cost for waste disposal (including lab and Short-Term Generator EPA ID number) shall be included in the bid price for this contract. At the time of shipping, the Engineer will ensure the proper EPA ID number has been entered in Box 1 of the manifest as well as sign and date the manifest. The maximum on-site accumulation time shall be **90 calendar days**. All waste, whether hazardous or non-hazardous will require numbered shipping manifests. The cost for waste disposal (including lab and Short-Term Generator EPA ID number) shall be included in the bid price for this contract.

If you have site specific questions, please contact your local Hazardous Waste Section Inspector. Inspector contact information and regions are on the map at this link:

<https://www.deq.nc.gov/compliance-map-inspector/download?attachment?attachment>

Testing labs shall be certified in accordance with the National Lead Laboratory Accreditation Program (NLLAP) and/or the National Environmental Laboratory Accreditation Program (NELAP).

(H) A list of NLLAP certified laboratories may be obtained at:

<https://www.epa.gov/system/files/documents/2023-12/nllap.pdf>

(I) A list of NELAP certified laboratories may be obtained at:

<https://lams.nelac-institute.org/Search>

All test results shall be documented on the lab analysis as follows:

(J) For leachable lead:

(1) Soils/Solid/Liquid- EPA 1311/200.7/6010

Area sampling will be performed for the first two (2) days at each bridge location. The area sample will be located within five (5) feet of the containment and where the highest probability of leakage will occur (access door, etc.). Results from the area sampling will be given to the Engineer within 72 hours of sampling (excluding weekends). If the results of the samples exceed  $20 \mu\text{g}/\text{m}^3$  corrective measures shall be taken and monitoring shall be continued until two (2) consecutive sample results are less than  $20 \mu\text{g}/\text{m}^3$ .

BR-0173

ST-35

PAMLICO COUNTY

Time Weighted Average (TWA) may suspend the work if there are visible emissions outside the containment enclosure or pump monitoring results exceeding the level of 30  $\mu\text{g}/\text{m}^3$ .

Where schools, housing and/or buildings are within 500 feet of the containment, the Contractor shall perform initial Total Suspended Monitoring (TSP) Lead monitoring for the first ten (10) days of the project during abrasive blasting, vacuuming and containment removal. Additional monitoring will be required during abrasive blasting two (2) days per month thereafter. Results of the TSP monitoring at any location shall not exceed 1.5  $\mu\text{g}/\text{m}^3$ .

#### **QUALITY CONTROL INSPECTOR**

Provide a quality control (QC) inspector in accordance with the SSPC QP guidelines to ensure that all processes, preparation, blasting and coating application are in accordance with the requirements of the contract. The inspector shall have written authority to perform QC duties to include continuous improvement of all QC internal procedures. The presence of the engineer or inspector at the work site shall in no way lessen the contractor's responsibility for conformity with the contract.

#### **QUALITY ASSURANCE INSPECTOR**

The quality assurance inspector which may be a Department employee or a designated representative of the Department shall observe, document, assess, and report that the Contractor is complying with all of the requirements of the contract. Inspectors employed by the Department are authorized to inspect all work performed and materials furnished. Such inspection may extend to all or any part of the work and to the preparation, fabrication, or manufacture of the materials to be used. The inspector is not authorized to alter or waive the requirements of the contract. Each stage in preparing the structure to be coated which includes but not limited to washing, blasting, coating testing and inspection shall be inspected and approved by the Engineer or an authorized representative.

#### **SUBLETTING OF CONTRACT**

Only contractors certified to meet SSPC QP 2, Category A and have successfully completed field painting in similar environments or on on all similar structures within 36 months prior to this bid are qualified for this work. Work is only sublet by approval of the Engineer.

#### **PREPARATION OF SURFACES**

Before any other surface preparation is conducted, all surfaces shall be power washed to remove dust, salts, dirt, and other contaminants. All wash water shall be contained, collected, and tested in accordance with the requirements of NCDOT Guidelines for Managing Bridge Wash Water. Obtain approval of the Engineer and allow all cleaned surfaces to dry to the touch and without standing water before beginning surface preparation or painting activities.

Surface preparation shall be done to an SSPC SP-6 standard. Surface preparation is done with materials meeting Article 1080-12 of the *Standard Specifications*. No silica sand or other silica

BR-0173

ST-36

PAMLICO COUNTY

materials are permitted for use. The profile shall be between 1.0 and 3.0 mils when measured on a smooth steel surface. Conduct and document at least two (2) tests per 100 linear feet of bulkhead.

Before the Contractor departs from the work site at the end of the workday, collect all debris generated during surface preparation and all dust collector hoses, tarps or other appurtenances containing blasting residue in approved containers.

Clean a 3" x 3" area at each structure to demonstrate the specified finish, and the inspector will preserve this area by covering it with tape, plastic or some other suitable means so that it can be retained as the Dry Film Thickness (DFT) gauge adjustment standard. An acceptable alternative is for the Contractor to provide a steel plate with similar properties and geometry as the substrate to be measured.

The contractor and/or quality assurance representative shall notify the Engineer of any area of corroded steel that has lost more than 50% of its original thickness.

All parts of the bulkhead not to be painted and the travelling public shall be protected from overspray. Submit a plan to protect all parts of bulkhead and western ferry ramp that are not required to be painted and a plan to protect the traveling public and surrounding environment while applying all coats of paint to a structure.

Ensure that chloride levels on the surfaces are  $7 \mu\text{g}/\text{cm}^2$  or lower using an acceptable sample method in accordance with SSPC Guide 15. The frequency of testing shall be two (2) tests per span after all surface preparation has been completed and immediately prior to painting. Select test areas representing the greatest amount of corrosion in the span as determined by the Engineers' representative. Additional testing may be required if significant amounts of chloride are detected.

#### **PAINTING OF STEEL**

Paint System 3 or Paint System 4, as described in the Structural Steel Shop Coatings Program is to be used for this work, provided however, the same paint system shall be used for the entire bulkhead.

Any area where newly applied paint fails to meet the specifications shall be repaired or repainted by the Contractor, at no additional cost to the Department. All repair processes must be approved by the Engineer before the repair may be made. Repaired areas shall meet the *Standard Specifications*. The Contractor shall apply an additional finish coat of paint to areas where the tape adhesion test is conducted.

#### **MATERIALS**

Only paint suppliers that have a NCDOT qualified inorganic zinc primer may furnish paints for this project. All paints applied to a structure shall be from the same supplier. Before any paints are applied the Contractor shall provide the Engineer a manufacturer's certification that each batch of paint meets the requirements of the applicable Section 1080 of the *Standard Specifications*.

BR-0173

ST-37

PAMLICO COUNTY

The inspector randomly collects a one-pint sample of each paint product used on the project. Additional samples may be collected as needed to verify compliance to the specifications.

Do not expose paint materials to rain, excessive condensation, long periods of direct sunlight, or temperatures above 110°F or below 40°F. In addition, the Contractor shall place a device that records the high, low, and current temperatures inside the storage location. Follow the manufacturer's storage requirements if more restrictive than the above requirements.

### **INSPECTION**

Surface Preparation shall be in accordance with SSPC SP-6. Any area(s) not meeting the requirements of SSPC SP-6 shall be remediated prior to application of coating. Surface inspection is considered ready for inspection when all blast abrasive, residue and dust is removed from surfaces to be coated.

#### **(A) Quality Assurance Inspection**

The Contractor furnishes all necessary OSHA approved apparatus such as ladders, scaffolds and platforms as required for the inspector to have reasonable and safe access to all parts of the work. The contractor illuminates the surfaces to be inspected to a minimum of 50-foot candles of light. All access points shall be illuminated to a minimum of 20-foot candles of light.

NCDOT reserves the right for ongoing Quality Assurance (QA) inspection to include but not limited to surface contamination testing, adhesion pull testing, and DFT readings as necessary to assure quality.

Inform the Engineer and the Division Safety Engineer of all scheduled and unannounced inspections from SSPC, OSHA, EPA and/or others that come on site. Furnish the Engineer a copy of all inspection reports except for reports performed by a third party and or consultant on behalf of the Contractor.

#### **(B) Inspection Instruments**

At a minimum, furnish the following calibrated instruments and conduct the following quality control tests:

- (1) Sling Psychrometer - ASTM E337 - bulb type
- (2) Surface Temperature Thermometer
- (3) Wind Speed Indicator
- (4) Tape Profile Tester - ASTM D4417 Method C
- (5) Surface Condition Standards - SSPC VIS-1 and VIS-3
- (6) Wet Film Thickness Gage - ASTM D4414
- (7) Dry Film Thickness Gage - SSPC-PA2 Modified
- (8) Solvent Rub Test Kit - ASTM D4752

(9) Adhesion Test Kit - ASTM D3359 Method A (Tape Test)

(10) Adhesion Pull test - ASTM D4541

(11) Surface Contamination Analysis Kit or (Chloride Level Test Kit) SSPC Technology Guide 15

(C) Quality Control

Maintain a daily quality control record in accordance with Subarticle 442-12(D) of the *Standard Specifications* and make such records available at the job site for review by the inspector and submit to the Engineer as directed. In addition to the information required on [Form M&T-610](#), submit all Dry Film Thickness (DFT) readings on a form equivalent to [Form M&T-611](#). These forms can be found at:

<https://connect.ncdot.gov/resources/Materials/Pages/Materials-Manual-by-Material.aspx?Method=MM-05-02>

(1) As a minimum, measure DFT at one location on each flange and one location on the web for a given PZ27 sheet pile and repeat the measurements no less frequently than every 15 linear feet (or 10 PZ27s).

DFT measurements for the prime coat shall not be taken for record until the zinc primer has cured in accordance with ASTM D4752 (MEK Rub Test) with no less than a four (4) resistance rating.

Each spot is an average of three (3) to five (5) individual gage readings as defined in SSPC PA-2. No spot average shall be less than 80% of minimum DFT for each layer applied; this does not apply to stripe coat application. Spot readings that are non-conforming shall be re-assessed by performing additional spot measurements not to exceed one-foot intervals on both sides of the low areas until acceptable spot averages are obtained. These non-conforming areas shall be corrected by the Contractor prior to applying successive coats.

#### **SAFETY AND ENVIRONMENTAL COMPLIANCE PLANS**

Personnel access boundaries are delineated for each work site using signs, tape, cones, or other approved means. Submit copies of safety and environmental compliance plans that comply with SSPC QP 2 Certification requirements.

#### **HEALTH AND SAFETY RESPONSIBILITIES**

This project may involve toxic metals such as arsenic, lead, cadmium and hexavalent chromium. It is the contractor's responsibility to test for toxic metals and if found, comply with the OSHA regulations, which may include medical testing.

Ensure a "Competent Person" as defined in OSHA 29 CFR 1926.62; one who is capable of identifying existing and predictable hazards in the surroundings or working conditions which are unsanitary, hazardous, or dangerous to employees, and who has authorization to take prompt

BR-0173

ST-39

PAMLICO COUNTY

corrective measures to eliminate them; is on site during all surface preparation activities and monitors the effectiveness of containment, dust collection systems and waste sampling. Before any work begins, provide a written summary of the Competent Person's safety training.

All OSHA recordable accidents that occur during the project duration are to be reported to the Engineer within twenty-four (24) hours of occurrence. In addition, for accidents that involve civilians or property damage that occurs within the work zone the Division Safety Engineer shall be notified immediately.

Prior to blasting operations, the Contractor shall have an operational OSHA approved hand wash station at the site.

#### **STORAGE OF PAINT AND EQUIPMENT**

Provide a location for materials, equipment, and waste storage. Spread tarpaulins over all pavements and surfaces underneath equipment used for abrasive recycling and other waste handling equipment or containers. All land and or lease agreements that involve private property shall disclose to the property owner that heavy metals may be present on the Contractor's equipment. Prior to storing the Contractor's equipment on private property, provide a notarized written consent signed by the landowner received by the Engineer at least forty-eight (48) hours before using property. All storage of paint, solvents, and other materials applied to structures shall be stored in accordance with Subarticle 442-9(C) of the *Standard Specifications* or the manufacturers' requirements. The more restrictive requirements will apply.

#### **MEASUREMENT AND PAYMENT**

The cost of inspection, surface preparation, and repainting the existing bulkhead is included in the lump sum price bid for *Painting Bulkhead Sheet Piling*. This price is full compensation for furnishing all access, dewatering and inspection equipment, all paint, cleaning abrasives, cleaning solvents and all other materials; preparing and cleaning surfaces to be painted; applying paint in the field; protecting work area, traffic and property; and furnishing blast cleaning equipment, paint spraying equipment, brushes, rollers, any other hand or power tools and any other equipment.

*Pollution Control* will be paid at the contract lump sum price which will be full compensation for all collection, handling, storage, air monitoring, and disposal of debris and wash water, all personal protective equipment, and all personal hygiene requirements, and all equipment, material and labor necessary for the daily collection of the blast debris into specified containers; and any measures necessary to ensure conformance to all safety and environmental regulations as directed by the Engineer.

*Painting Containment for Bulkhead* will be paid at the lump sum contract price and will be full compensation for the design, materials, installation, maintenance, and removal of the containment system.

BR-0173

ST-40

PAMLICO COUNTY

Payment will be made under:

**Pay Item**

**Pay Unit**

Painting Bulkhead Sheet Piling  
Pollution Control  
Painting Containment for Bulkhead

Lump Sum  
Lump Sum  
Lump Sum

# Ramp Mechanical System Special Provisions

## Table of Contents

GENERAL..... RM-3

    DESCRIPTION..... RM-3

    CODES AND STANDARDS..... RM-3

    BASIS OF MACHINERY DESIGN..... RM-4

    SUBMITTALS..... RM-4

    GUARANTEES AND WARRANTIES..... RM-7

    SUBSTITUTIONS..... RM-7

    DELIVERY AND STORAGE..... RM-8

    SPARE PARTS..... RM-8

    QUALITY ASSURANCE..... RM-8

    RULES, REGULATIONS, AND ORDINANCES..... RM-9

    MEASUREMENT AND VERIFICATION..... RM-9

    INSPECTION AND TESTING..... RM-9

    DEFECTIVE MATERIALS AND WORKMANSHIP..... RM-10

MATERIALS..... RM-10

    FASTENERS..... RM-10

    CASTINGS AND FORGINGS..... RM-11

    SHAFTING AND PINS..... RM-12

    WIRE ROPES..... RM-13

    SLEEVE BEARINGS AND BUSHINGS..... RM-14

    RIGGING HARDWARE..... RM-15

    CHAIN..... RM-15

    SCREW PIN SHACKLE..... RM-15

    SLINGS..... RM-15

    HYDRAULIC POWER UNIT (HPU)..... RM-16

    HYDRAULIC POWER UNIT HARDWARE..... RM-16

    HYDRAULIC CYLINDERS AND ACCESSORIES..... RM-16

    HYDRAULIC PIPING AND TUBING..... RM-17

    FLEXIBLE HOSE..... RM-18

    VALVES..... RM-18

    FILTRATION AND FLUID CONDITIONING..... RM-19

    PRESSURE INDICATORS..... RM-19

    NAMEPLATES..... RM-19

    MANIFOLDS..... RM-20

BR-0173

# RM-2

PAMLICO COUNTY

HYDRAULIC FLUID.....	RM-20
LUBRICANTS.....	RM-20
PAINT.....	RM-20
COATINGS.....	RM-20
CONSTRUCTION.....	RM-21
PROCEDURES.....	RM-21
ALIGNMENT.....	RM-21
FASTENING.....	RM-22
QUALITY.....	RM-22
HYDRAULICS.....	RM-22
CONTRACTOR'S INSPECTION.....	RM-22
SHOP TESTING.....	RM-23
FIELD TESTING.....	RM-23
PAINTING.....	RM-24
BASIS OF PAYMENT.....	RM-25



11/10/2025

BR-0173

RM-3

PAMLICO COUNTY

**RAMP MECHANICAL SYSTEM SPECIAL PROVISIONS****(SPECIAL)****GENERAL****DESCRIPTION**

The work covered under this item shall consist of all work required to remove the existing Minnesott Beach East Ramp, "Ramp B", and furnishing all materials, labor, equipment, and incidentals necessary for installing a complete and operable ramp lift system in accordance with the applicable parts of the Standard Specifications, details on the plans, and these special provisions. The ramp lift system consists of two (2) hydraulic cylinders, hydraulic power unit (HPU), enclosure and support, chain, chain shackles, equalizer, rigging hardware, wire rope, wire rope clamps, counterweight sheave assemblies, lubricating system for counterweight sheave bearings, and two (2) electrically operated chain hoists.

The ramp hydraulic power unit will be mounted on shore, in the same area as the existing unit and as shown on the plans. Three hydraulic lines will be conveyed to the ramp support structure via a messenger cable. ½" stainless steel tubing will be used between the power unit and the ½" hose that will be installed in the messenger cable system. The hose will transition to ¾" stainless steel tubing at the attachment point on the ramp support structure. All tubing installed on the ramp support structure will be ¾" stainless steel.

All special fabrication, tools and installation shall be included as part of the work. This work shall include installation, alignment, and reeving.

The Contractor, except as noted otherwise on the Plans or as specified otherwise in these Special Provisions or as directed by the Engineer, shall furnish, install, lubricate, test, paint, and place in satisfactory operating condition the items contained in the plans and these Special Provisions. This includes all related submittals, documentation, spare components and training specified herein.

**CODES AND STANDARDS**

Work shall comply with, but not be limited to, all applicable requirements of the following codes and standards and their abbreviations used in this Special Provision shall be as shown:

- a) American Association of State Highway and Transportation Officials (AASHTO)
- b) American Society for Testing and Materials (ASTM)
- c) American Welding Society (AWS)
- d) National Lubricating Grease Institute (NLGI)
- e) Society of Automotive Engineers (SAE)
- f) Steel Structures Painting Council (SSPC)
- g) American Society of Mechanical Engineers (ASME)
- h) International Organization for Standardization (ISO)

The work shall meet the requirements of all other codes and standards as specified elsewhere in these Special Provisions and the Plans. The work shall be in accordance with the latest edition of

BR-0173

# RM-4

PAMLICO COUNTY

the NCDOT Standard Specifications for Roads and Structures. Where codes and standards are mentioned, it is intended to call particular attention to them; it is not intended that any other codes and standards shall be assumed to be omitted if not mentioned. If conflict occurs between the aforementioned codes and the Plans and Special Provisions, the conflict shall be referred to the Engineer for resolution.

## **BASIS OF MACHINERY DESIGN**

The new ramp lift system will be designed against the resistances specified in AASHTO LRFD Movable Highway Bridge Design, 3<sup>rd</sup> Edition, Article 5.5.2 Bascule Spans and 5.6.2. The system shall provide for full extension and retraction of the cylinders in 45 seconds under the rated loads. To the furthest extent practical, the machinery components shall be selected to match components in use at other NCDOT ferry ramp locations. The Contractor is responsible for furnishing and installing a working system.

## **SUBMITTALS**

All submittals shall be identified with the name of the ramp, the Contract number, the Contractor's name, and the identification of the system or unit the submittal is in reference to.

The Contractor shall submit a complete procedure and schedule for all work which shall include but not be limited to a detailed sequence of construction, detailed drawings for any temporary works, rigging and hoisting plans, mobilization plans, weights of all major components or assemblies, and detailed acceptance testing procedure a minimum of (21) twenty-one days prior to mobilization. Torque requirements for bolts shall be provided along with any other instructions which may be necessary for proper replacement in the future.

The Contractor shall submit all shop drawings including assembly and detail drawings for all structural steel and mechanical components. These drawings shall be sufficiently complete that the machinery parts may be duplicated without reference to patterns, other drawings, or individual shop practice. These drawings shall be reviewed and approved by the Engineer prior to purchasing any materials. Shop drawings shall show all fabrication details required to furnish and install any mechanical components.

Certified test data shall be submitted to the Engineer for approval before shipment to the bridge site. Testing requirements are provided herein. A hydraulic schematic shall be provided for review and approval. The schematic shall conform to the requirements of ISO 4413. The hydraulic schematic shall contain, at a minimum:

- An item name and description for all components.
- Design set points for all adjustable components
- Item numbers and call outs for all components
- Pipe and tube sizes and materials for all fluid conduits

BR-0173

## RM-5

PAMLICO COUNTY

A hydraulic power unit assembly drawing shall be provided for review and approval. The drawing shall conform to the requirements of ISO 4413. The hydraulic power unit assembly drawing shall contain, at a minimum:

- Outside envelope dimensions of the hydraulic power unit assembly and mounting details.
- Scale drawing of unit including plan and elevation.
- Maintenance envelope dimensions.
- A complete bill of materials for all components including item number, item name/description, and original equipment manufacturer part number shall be provided. The description shall have sufficient detail so that all items can be replaced without having the original stock number of the item.
- Call out bubbles shall be provided for all items.
- Final set points shall be provided for all adjustable components.
- Fill procedure

Piping layouts and assembly drawings shall be provided for the hydraulic system. The drawings shall conform to the requirements of ISO 4413. These drawings shall clearly indicate the type and spacing of piping supports. The drawings shall be submitted and approved by NCDOT before field erection will be permitted. Piping supports shall meet the requirements herein.

A detailed erection plan for the installation of the HPU. The detailed erection plan shall include, but not be limited to, a detailed sequence of construction and hoisting and rigging plans.

Pressure drop calculations of hydraulic system based on ambient temperature of 20°F to 100°F in 10°F increments. These calculations shall assume the oil in the cylinders and piping system external to the HPU is at ambient temperature and will affect pressure drops through contractor selected valves accordingly returning to tank.

A flushing procedure for the new HPU shall be provided for review and approval. The flushing procedure shall describe the flushing loop(s), flushing flow rates, durations, and required cleanliness level.

A spill prevention plan shall be provided for a spill at any location in the hydraulic circuit. The spill prevention plans shall include details and procedures for containment, arrest, and mitigation of a leak at any point in the hydraulic circuit. The spill prevention plan shall clearly show and label all shut-off/isolation valves in the hydraulic circuit.

The Contractor shall submit an Operations and Maintenance Manual for the ramp lift system containing, but not limited to, a full working description of the system, catalog cuts for all

BR-0173

## RM-6

PAMLICO COUNTY

components in the system, reduced size working drawings that reflect the “As-Built” condition, and a complete set of operating and maintenance instructions.

Eight (8) copies of the Operations and Maintenance manual shall be printed and compiled in a booklet utilizing a 9 by 12-inch rigid heavy duty nickel-plated, three hole, plastic binder, with metal rings and hinges. Clearly print all materials to be legible, distinct, and accurate. Each copy shall contain a Table of Contents and have tabbed dividers for each section.

Paper used in these manuals shall be 20-pound, three-hole-punched paper, water resistance, and acid free of a quality suitable for archival use. Paper shall have 5/16-inch minimum diameter holes, reinforced with plastic or cloth at the standard three-hole spacing. The paper shall be standard 8 ½”x11”, or, in the case of larger foldout diagrams and illustrations, folded to approximately 8 ½”x11” size. No paper or other material shall extend beyond the manual covers.

One copy of the Operations and Maintenance manual shall be kept in the Visitor’s Center, and one copy shall be kept in the pilot house of both the Salvo, Avon, Neuse, and Floyd J. Lupton. An electronic copy in PDF form shall be submitted as well.

The Operations and Maintenance Manual shall include the following items, but not be limited to:

- Detailed Instruction for operating the ferry ramp.
- Plans showing the location of all equipment necessary to operate the ferry ramp.
- Catalog cutsheets and relevant manufacturer’s literature for each applicable component.
- Detailed maintenance and inspection instructions for each component in the ramp lift system including all manufacturer’s recommended maintenance and any maintenance recommended by the relevant sections of ASME B30.
- Any relevant inspection, evaluation, and replacement recommendations from the component manufacturer or from the relevant sections of ASME B30.
- A complete list, including manufacturer and vendor, for all components in case a replacement part needs to be ordered.

Cutsheets shall be provided for all commercial components. The cutsheet shall indicate the full part number of the component. Where multiple versions or sizes of components are given on the same cutsheet, the specific part shall be indicated. All of the catalog sheets for the component shall be included with the cutsheet submittal. Cutsheets shall be reviewed and approved by the Engineer prior to purchasing any materials.

Certified dimension prints of the apparatus shall state in the certification the name of the job, the application of the apparatus, assembly/part designation, number required, right-hand or left-hand assembly, material, finish, and any other pertinent data to show that the apparatus meets the specified requirements.

Equipment and materials shall not be shipped to the job site until the submittals are approved.

BR-0173

RM-7

PAMLICO COUNTY

Upon completion of the work, the Contractor shall correct all shop or working drawings to show the work as constructed and provide As-Built copies to NCDOT. As-built drawings shall include dimensioned assembly views and all dimensions of all parts manufactured and installed on the bridge by the Contractor. As part of this As-built package, all manufacturers' cutsheets, operation and installation manuals, certificates, and maintenance information shall be submitted.

Any other drawings, which may, in the opinion of the Engineer, be necessary to show the mechanical work shall be submitted by the Contractor.

The Contractor shall submit to the Engineer for approval all of the aforementioned submittals. In case of correction or rejection, the Contractor shall resubmit until they are approved. The Contractor shall bear all costs for damages, which may result from the ordering of any materials prior to any required approval; and no work shall be done until the drawings have been approved.

#### **GUARANTEES AND WARRANTIES**

The Contractor shall warrant the satisfactory in-service operation of the mechanical equipment, material, products and related components. This warranty shall extend for a period of one year following the date of final acceptance of the Project.

#### **SUBSTITUTIONS**

The terms "approved equal", "of equal quality" and "or equal" which appear on the Plans and in these Special Provisions are intended to allow the Contractor to substitute other manufacturers and model numbers of products of equal quality and rating for those specified.

Prior to the Contractor's ordering of any substitute product, the Engineer's approval of the equivalence of the substitute product shall be obtained in writing. The acceptance of the substitute products is at the sole discretion of the Engineer who will establish the basis for equivalence and will review the quality of the materials and products described in detail on the submitted shop drawings and product data.

The Engineer will review and stamp substitute material either "Approved" or "Revise and Resubmit". Upon return of shop drawings showing rejection, the Contractor shall resubmit the shop drawing showing the specified product. Rejection shall not in any way result in any additional cost to the NCDOT.

Approval by the Engineer of any substitute products submitted by the Contractor shall not relieve the Contractor of responsibility for the proper operation, performance, or functioning of that product.

Where a particular product is specified by a manufacturer's name and catalog or part number in this Special Provision or on the Plans, it is so specified to establish quality, configuration and arrangement of parts. An equivalent product made by another manufacturer may be substituted for the specified product subject to the approval of the Engineer; however, all necessary changes required by the substitution in related machinery, structural, architectural and electrical parts, shall

BR-0173

RM-8

PAMLICO COUNTY

be made by the Contractor at no additional cost to the NCDOT. The Contractor shall bear responsibility for compatibility and fit-up of any substituted product.

If any departures from the Plans or these Special Provisions are deemed necessary by the Contractor, details of such departures and the reasons therefore shall be submitted as soon as practicable for approval. No such departures shall be made without approval by the Engineer.

#### **DELIVERY AND STORAGE**

Machinery parts shall be cleaned of dirt, chips, grit and all other injurious materials prior to shipping.

Finished metal surfaces and unpainted metal surfaces that would be damaged by corrosion shall be coated as soon as practicable after finishing with a rust-inhibiting preservative. This coating shall be removed from operation and from all surfaces prior to painting after erection.

Machinery parts shall be completely protected from weather, dirt and all other injurious conditions during manufacture, shipment and storage.

#### **SPARE PARTS**

Spare parts shall be packaged and lubricated for long-term storage.

At minimum, the following spare parts shall be provided:

- (1) Hydraulic cylinder filled with hydraulic fluid and plugged
- (1) Hydraulic pump and motor unit
- (1) Hydraulic cylinder mounting bracket
- (1) Hydraulic cylinder rod end clevis
- (2) 1" Screw pin type shackle
- (2) Hydraulic cylinder pivot pins
- (1) Length of ¾" wire rope with (2) ¾" Closed swaged wire rope sockets installed
- (1) Jaw and jaw type turnbuckle
- (2) Lubrication fittings of each different type and size used
- (1) Desiccant breather for the reservoir
- (2) Spare solenoids for each different solenoid used
- (2) Spare filter elements for each filter

#### **QUALITY ASSURANCE**

Products used in the work shall be produced by manufacturers regularly engaged in the manufacture of the specified products.

BR-0173

## RM-9

PAMLICO COUNTY

For the fabrication, installation, cleaning, aligning, testing and all other work required by these Special Provisions and Plans, the Contractor shall use adequate numbers of skilled, trained and experienced mechanics, millwrights, and fluid technicians who are thoroughly familiar with the requirements and methods specified for the proper execution of the specified work. The Contractor shall provide personnel and supervisory personnel with a minimum of two movable bridge or ferry ramp jobs as previous experience or equivalent.

Mechanics, millwrights, fluid technicians and other service personnel shall be properly equipped with all necessary instruments, tools, and materials to ensure satisfactory installation of all mechanical components, as specified in the Special Provisions and on the Plans.

### **RULES, REGULATIONS, AND ORDINANCES**

Work shall comply with all applicable Federal, State and Local rules, regulations and ordinances.

In the event of a conflict between these Special Provisions and the above-mentioned codes, standards, rules, regulations and ordinances, the conflict shall be referred to the Engineer for resolution.

### **MEASUREMENT AND VERIFICATION**

Dimensions indicated on the Plans are nominal and are intended for guidance only. All variations from the nominal dimensions on the Plans shall be noted on the shop drawings.

The Contractor shall field verify all relevant dimensions necessary for the successful installation of the ramp machinery. Notify the Engineer immediately if any discrepancies between the Plans and field conditions are discovered.

### **INSPECTION AND TESTING**

The Engineer and NCDOT inspection personnel shall have the authority to reject materials or workmanship, which do not fulfill the requirements of these Special Provisions.

Inspection in the field of all components of the ramp lift system is intended as a means of facilitating the work and shall not relieve the Contractor of their responsibility in regard to imperfect material or workmanship and the necessity for replacing defective materials or workmanship which are delivered to the job site.

The Contractor shall furnish the Engineer with a copy of all orders covering work performed by subcontractors or suppliers.

Unless otherwise provided, the Contractor shall furnish without additional charge test specimens as required and all labor, testing machines, tools and equipment necessary to prepare the specimens and to make the physical tests and chemical analyses required by material specifications. A copy of all test reports and chemical analyses shall be furnished to the Engineer.

BR-0173

# RM-10

PAMLICO COUNTY

The acceptance of any material or finished parts by the Engineer shall not be a bar to their subsequent rejection if found defective. Rejected material and workmanship shall be replaced or made acceptable by the Contractor at no additional cost.

## **DEFECTIVE MATERIALS AND WORKMANSHIP**

All machinery rejected during inspection and testing shall be removed from the work site and replaced without additional cost.

Delays resulting from the rejection of material, equipment or work shall not be the basis of any claim.

All defects found during the guarantee period resulting from faulty material, components, workmanship, or installation shall be corrected by the Contractor without cost. NCDOT reserves the right to make necessary correction with its own forces and charge the resulting costs to the Contractor.

## **MATERIALS**

### **FASTENERS**

All bolts for connecting machinery parts to each other or to supporting members shall be as shown on the plans or specified otherwise and conform to one of the following types:

- a. HS bolts: ASTM F3125 grade A325 bolt and 1/16" hole clearance for all bolts 1/2" or larger, ASTM A449 or SAE J429 Grade 5 cap screws and 1/32" clearance for all bolts under 1/2", pretension to slip critical requirements.
- b. Finished body bolts: ASTM A449 bolt or SAE J429 grade 5 cap screws unless otherwise noted, no more than 0.010" clearance unless otherwise noted, pretension to 70% proof, unless otherwise required by the manufacturer or the drawings.
- c. Countersunk bolts: Hex Socket head flat countersunk head cap screws conforming to ASTM F879 (stainless steel) for diameters less than 5/8" and ASTM F835 (alloy steel) for diameters greater than or equal to 5/8" unless otherwise noted

Unless specified otherwise, all bolts shall be heavy hex series as specified in ANSI B18.2.6 with coarse thread series per ANSI B1.1

Structural Fit high strength bolts shall be connected using nuts meeting the requirements of ASTM A563.

Hex socket flat countersunk head cap screws shall conform to ANSI/ASME B18.3 and shall be fabricated from the material shown on the contract drawings.

BR-0173

# RM-11

PAMLICO COUNTY

Bolt holes through unfinished surfaces shall be spot faced for the head and nut, square with the axis of the hole.

Wherever possible, high strength bolts connecting machinery parts to structural parts or other machinery parts shall be inserted through the thinner element into the thicker element.

High-strength bolts shall be installed with a hardened plain washer meeting ASTM F436 at each end.

Positive locks of an approved type shall be furnished for all nuts, except those on ASTM A325 bolts. If double nuts are used, they shall be used for all connections requiring occasional opening or adjustment. If lock washers are used for securing, they shall be made of tempered steel and shall conform to the SAE regular dimensions. The material shall meet the SAE tests for temper and toughness.

All fasteners shall be of United States manufacture and shall be clearly marked with the manufacturer's designation.

All cotters shall conform to the SAE standard dimensions and shall be made of half-round stainless-steel wire, ASTM A276, Type 316.

## **CASTINGS AND FORGINGS**

Submit certified material test reports containing quantitative data for the chemical analysis and physical/mechanical properties, as applicable, for the material supplied or used in the manufacture of castings and forgings to the Engineer.

Include the following information, as applicable, in the certified material test reports: steel mill's name, customer name, heat number, batch number, final test result, raw and final material dimensions, quantity, steel grade, standard/specification, heat treatment information, chemical analysis results and mechanical test results. Where applicable, include the results of supplementary requirements such as NDT results, hardness test results, CVN impact results, etc.

Establish and maintain full traceability of all raw materials by suitable means from receipt and during all stages of production, delivery and installation. Include a statement that all materials are melted and manufactured in the U.S.A.

Steel forgings shall meet the requirements of AASHTO Specification M102 (ASTM A668) for all carbon and alloy steel forgings unless otherwise indicated or approved by the Engineer.

Reduce all forgings to size from a single bloom or ingot until homogeneity is secured. Ensure that the blooms or ingots, from which shafts or pins are to be made, have a cross-sectional area at least three times that required after finishing. Ensure that no forging be done at less than a red heat.

Perform magnetic particle examination on all finish machined forging surfaces in accordance with ASTM A 275 and E709. The maximum permissible indication on any other surface is ¼ inch.

BR-0173

RM-12

PAMLICO COUNTY

Indications greater than  $\frac{1}{4}$  inch may be cause for rejection. Submit all test results, whether positive or negative, to the Engineer.

Perform ultrasonic testing in accordance with ASTM A 388 after normalizing, rough machining and heat treatment. Immersion testing is the preferred method. The maximum permissible indication is a  $\frac{1}{4}$  inch flat-bottom hole. Indications greater than those established by  $\frac{1}{4}$  inch flat-bottom hole may be cause for rejection. Submit test results, whether positive or negative, to the Engineer.

#### **SHAFTING AND PINS**

Fabricate all shafts in conformance to tolerances in ASTM A29 unless otherwise indicated. Turned, ground, and polished shafting straightness tolerances are to be up to 0.002 inch per foot for shafts up to and including 1-1/2 inches in diameter, and up to 0.003 inch per foot for shafts over 1-1/2 inches in diameter.

Accurately finish all shafts and pins round, smooth, and straight and when turned to different diameters, round fillets at the shoulders. Bore lengthwise through the center (to a diameter approximately  $\frac{1}{5}$  the smallest body diameter or as indicated on the plans) for each shaft or pin having a uniform diameter of more than 8 inches) and each shaft or pin having several diameters, of which the smallest is more than 8 inches.

As required lengths are reached, fabricate each end of all shafts with a 60-degree lathe center, with a clearance hole at the exact center of the shaft. Prepare the ends of the shafts that have a hole bored lengthwise through the center for the attachment of a centering device equivalent to the lathe center. All such devices are furnished as part of the work. All such devices are to fit within the shaft ends such that the bore and lathe center are concentric to within 0.002 inch.

Where it is required on the plans that stepped shafts have fillets blended in smoothly to adjacent surfaces without tool marks or scratches, machine the surfaces to an ANSI maximum roughness of 63 micro inches, unless otherwise required herein or on the plans to have a finer finish.

Fabricate all cold-finished shafting that is the type and grade of the steel shown on the plans, test for its mechanical properties, and submit a test certificate to the Engineer. Fabricate each cold-finished shaft free from camber. Test each to ensure rotation and that each runs without vibration, noise, or chatter at all speeds up to and including the maximum rated speed.

Use turned, ground, and polished commercial shafting of the grade specified where shown on the plans.

BR-0173

RM-13

PAMLICO COUNTY

**WIRE ROPES**

Wire ropes shall conform to all applicable requirements of ASTM A1023, be as shown on the Plans, and made by a manufacturer whose facilities and experience are approved by the Engineer. Acceptable manufacturers include:

- WireCo WorldGroup, Kansas City, MO
- Wirerope Works, Inc., Williamsport, PA
- MacWhyte Co., Kenosha, WI
- Other Manufactures approved by the Engineer

The new wire ropes diameter shall provide a total clearance equal to 5%-10% of the measured sheave groove diameter. The actual diameter of the wire rope shall be measured when the rope is unstressed.

The new counterweight wire ropes shall be 3/4" diameter, 6x25 filler wire, pre-formed, extra improved plow steel (EIPS) with an independent wire rope core (IWRC).

Ropes shall be laid in accordance with best practice. Each wire rope shall be right regular lay. Finished rope lay shall not exceed 6.75 times the nominal rope diameter. All similar ropes shall be cut from ropes manufactured with one setting of the stranding machine and one setting of the closing machine.

Contractor shall submit trade name, and manufacturer's name and address to the Engineer for all rope lubricants used in fabricating the wire ropes. Lubricants used shall be Crosby Vitalife 400 or an approved equal lubricant that is compatible with the wire rope lubricant currently used on the bridge (Crosby Vitalife 400).

The wire from which the ropes are made shall be tested in accordance with ASTM A1023.

Wires shall also be subjected to a torsion test in accordance with ASTM A938, with the jaws of the testing machine 8" apart. During the torsion test, the applied tension shall be sufficient to straighten the wire. The number of complete successive turns of 360 degrees in one direction that the wire can be twisted around its longitudinal axis without breaking, or showing any splitting or other defects, shall not be less than the values given in Table 3 of ASTM A1007-15.

The tolerance limits on diameters of like positioned wires in strands of the wire rope shall not exceed the values in Table 1 of ASTM A1007-15.

In order to demonstrate the strength of the wire ropes, specimens of each size and lay of rope, not less than 50 rope diameters long, shall be tested to destruction in a suitable testing machine. The rope strength test may be conducted before the rope length is pre-stretched. The wire ropes shall develop the minimum breaking force of 58.8 kips.

BR-0173

# RM-14

PAMLICO COUNTY

The sockets shall be stronger than the rope with which they are used. The sockets shall not slip more than 16.7% of the nominal diameter of the rope when the rope is stressed to 80% of its specified ultimate strength. If a socket should break during testing, two others shall be selected and attached to another piece of rope and the test repeated. This process shall continue until the Engineer or inspector is satisfied with their reliability. If 10% or more of all the sockets tested break at a load less than the specified minimum ultimate strength of the rope, the entire lot of sockets shall be rejected and new ones, of greater resistance, shall be furnished.

If the strength of any wire rope is less than specified, the entire length from which the test piece was taken shall be replaced by the manufacturer with a new length which conforms to the specification.

Pre-stretch each new wire rope using the following procedure:

- Tension the rope to 40% of its ultimate strength as determined by the destructive testing and hold for 5 minutes.
- Reduce the tension in the rope to 5% of the ultimate strength.
- Repeat the cycle of loading and reducing the load two more times.
- Release the load.

Length measurements are to be taken after pre-stretching as described above. The length shall be measured as each wire rope is twisted in its correct lay and is supported not more than 24 feet apart.

Measurements for counterweight ropes are to be taken with the wire ropes tensioned to 11% minimum breaking force, unless otherwise directed by the Engineer. The maximum variation from the required length shall be less than 0.025 in per 10 feet.

The rope shall be shipped on a reel. The drum diameter shall not be less than 25 times the rope diameter.

A forged steel closed swaged type socket (Crosby S-502 or approved equal) shall be installed at each end of each counterweight wire rope.

Each measured wire rope shall have a white stripe painted on one side along its entire length at the time the measurement is made in order to assure correct alignment of the rope during erection.

## **SLEEVE BEARINGS AND BUSHINGS**

Provide bronze bushings with a single flange, securely held against changing position under load by hexagonal-head, steel cap screws, unless otherwise shown on the plans. Fit all bushings to the inside bore and end face of the hub, with an ANSI Class FN2 fit, and fit the shaft journals, with an ANSI Class RC6 running clearance fit.

BR-0173

# RM-15

PAMLICO COUNTY

Provide spiral grease grooves for each bushing. Precision machine-cut and smooth all grease grooves. Round the corners of all grooves to a radius of not more than half the width of the groove.

## **RIGGING HARDWARE**

The Contractor shall furnish and install all hoisting and rigging hardware as shown in the Plans and the system components list. All applicable components of the ramp lift system shall meet the requirements of the relevant sections of ASME B30.26 Rigging Hardware.

Rigging hardware includes the following components:

- Screw-pin shackles
- Eye Bolts
- Turnbuckles

## **CHAIN**

Furnish two (2) lengths of chain for connecting each hydraulic cylinder to the ramp lifting beam. Furnish two (2) lengths of chain of sufficient length to suspend the ramp from the gantry cap beam at the level position. The length of each chain shall be determined by field measurement prior to ordering.

Chain used shall be ¾" trade size grade 100 (Spectrum 10) by Crosby or approved equal, hot dipped galvanized with a minimum working load of 35,300 pounds.

Chain dimensions shall conform to NACM specifications for ¾" chain. Dimensions of the chain link shall allow the passing of a 0.89" diameter pin through any link in the chain.

## **SCREW PIN SHACKLE**

A 1" dropped forged steel anchor shackle with screw and cotter pin is to be furnished at locations shown on the plans. The shackle is to have a minimum working load of 9,500 pounds. Entire assembly is to be hot dipped galvanized.

## **SLINGS**

The Contractor shall furnish, install, and maintain the wire rope slings as shown on the Contract Drawings according to the requirements specified in ASME B30.9-5 Wire Rope Slings.

Prior to ordering any slings, the Contractor shall confirm with the sling manufacturer that the selected slings are rated for use in a severe marine environment. Provide written confirmation from the sling manufacturer that the sling is rated for use in a marine environment to the Engineer for review.

BR-0173

RM-16

PAMLICO COUNTY

**HYDRAULIC POWER UNIT (HPU)**

The HPU shall conform to ISO 4413. The HPU shall be rated for a working pressure of 1,200 psi or greater.

All HPU components shall be arranged to be readily accessible for adjustment and maintenance.

The reservoir shall be a JIC configuration. The reservoir shall be of heavy-duty welded steel 316 stainless steel construction as per AASHTO. The reservoir shall be structurally rigid to resist warpage and damage from the mounting of equipment on the reservoir top, handling during shipping, and erection at the bridge site. The reservoir shall have drains with valves which allow a complete fluid change without disconnecting any hydraulic components. The reservoir shall have a fill port with a filter.

The reservoir shall contain a fluid conditioning magnet. The magnet shall extend from the top of the fluid level to 1" from the bottom of the reservoir and shall be removable without draining the reservoir.

The immersion heater shall be of the electric resistance, dry-well type. The watt density of the immersion heater shall not exceed the acceptable limits for the hydraulic fluid. The immersion heater shall maintain the fluid at a temperature of 100 degrees F. The immersion heater shall be sized by the manufacturer to maintain the minimum acceptable fluid temperature when the ambient temperature is 32 degrees F. The immersion heater shall be controlled by automatic thermostats.

The level indicator with integral thermometer shall be compatible with the hydraulic fluid. Permanent markings shall be provided showing the acceptable range of fluid levels and temperatures.

The reservoir shall include a 316 stainless steel drip pan to contain spills. The drip pan shall have a capacity of at least 1.5 times the capacity of the reservoir.

The reservoir shall be furnished with a moisture trap breather of the desiccant type. Moisture trap must maintain a lower dew point inside the reservoir than ambient air dew point at all times. Breather shall be located above maximum fluid levels.

**HYDRAULIC POWER UNIT HARDWARE**

All fastener bolts, nuts, washers and other mounting hardware mounted on the hydraulic power unit shall be of a similar material, i.e. type 316 stainless steel, unless otherwise approved.

**HYDRAULIC CYLINDERS AND ACCESSORIES**

Hydraulic cylinders shall be as specified on the plans or approved equal.

BR-0173

RM-17

PAMLICO COUNTY

Hydraulic cylinders shall conform to ISO 4413, Section 5.4.2.

Hydraulic cylinders shall be rated for 3,000 psi.

Protective flexible rod boots shall be provided for all cylinders that are normally extended.

Cylinder rods shall be made from 17-4PH stainless steel material and chrome plated.

Cylinders shall be configured to directly mount manifold to (top) blind port and have a tube fitting connection at the (bottom) rod port. Cylinder body shall have provisions to secure hoses leading from above to the cylinder manifold. A minimum of three support locations shall be provided for each hose. The cylinders shall be configured so hose connection hardware does not coincide or interfere with tube or pipe leading to blind end port.

Cylinders shall be supplied with cushions at both ends of travel and a 1" stop tube at the rod end.

#### **HYDRAULIC PIPING AND TUBING**

All hydraulic piping material shall be seamless, low carbon stainless steel conforming to ASTM A312, type 316L. All hydraulic tubing material shall be seamless, annealed, low carbon stainless steel conforming to ASTM A269, type 316L, ISO 10763, and ANSI B31.1 standards. Maximum tubing size shall be 1.5 in nominal.

Pipe and tubing shall be designed such that the allowable working stresses established in ASME B31.1 are not exceeded at the maximum design working pressure of 3,000 psi. The sizes given on the contract drawings are minimum sizes. The maximum allowable flow velocities are as follows:

- Suction Lines – 4 feet/second
- Pressure Lines – 15 feet/second
- Return Lines – 13 feet/second

Hydraulic pipe and tube supports shall be a cushion clamp system as manufactured by Hydra-Zorb Company or approved equal. All clamps, fasteners, and channels shall be 316 series stainless steel. Support spacing and locations shall be in accordance with ISO 4413, Section 5.4.6.

All fluid conductors external to the HPU shall be rigid piping, except as shown on the plans.

All pipe and tube fittings shall be 316 stainless steel and be similar to the pipes/tubes in which they are fitted. All pressure fittings shall be rated at 3,000 psi or greater. Acceptable welded pipe fittings shall be 37° flare type or SAE straight thread for sizes up to and including 1.5 inch NPS. Mating 37° surface shall have an O-ring and O-ring boss for a leak-free connection. For connections greater than 1.5 inch NPS, butt welded or welded four-bolt flanges utilizing a captive O-ring pressure seal system shall be used. Flange fittings materials shall be similar to the flange materials. Flange bolts shall be provided with locking washers. Pipe threads shall not be used on

BR-0173

# RM-18

PAMLICO COUNTY

any portion of the system where pressures exceed 200 psi. Where pipe threads are permitted (200 psi and below), pipe sealant is not permitted.

JIC 37° flared fittings shall be used provided that: mating 37° surface use an O-ring and O-ring boss to provide a leak-free connection. OR: all tubing to device and tubing to tubing connections shall be flanged 90 degrees for O-Ring Face Seal stainless fittings – SAE J1453. The fittings to devices shall have straight thread with O-ring per SAE J514. Before final assembly of the tubing system, all appropriate surfaces of each fitting shall be covered by a light coat of anti-seize compound. The anti-seize compound shall be compatible with the material of the O-Rings.

The following standards apply for pipe and tube fittings:

- SAE J514 for JIC 37° fittings
- SAE J514 for O-Ring Boss (ORB) fittings
- SAE J1453 for O-Ring Face Seal (ORFS) fittings
- SAE J518 for Flanges

## **FLEXIBLE HOSE**

Flexible hose material shall be hydraulic duty. SAE J517 shall be used to determine the maximum allowable operating pressure for the hose. Hoses shall be designed for an operating pressure of 5,000 psi. Hose assemblies shall be shop assembled by the hose supplier.

Hose end connections shall be Type 304 stainless steel for 37° female JIC swivel connections or Type 316 stainless steel for four-bolt, O-ring flange connections. Flange dimensions shall be in accordance with SAE J518. Flange bolts shall be provided with locking washers. Hose fittings shall conform to SAE J516 standards.

Flexible hoses shall be restrained or confined in all cases where a hose failure would constitute a hazard.

Hoses shall be supported and organized along length of cylinder body with clamps to present a neat appearance while allowing rotation at the upper pin joint.

## **VALVES**

Provide valves with stainless steel bodies and conform to ISO 4413, Section 5.4.4. All valves required for span movement shall be provided with a manual override.

Adjustable valves shall be equipped with protective caps or locking nuts on the adjusting screws to prevent unintentional misadjustment.

BR-0173

# RM-19

PAMLICO COUNTY

Directional control valves and blocking valves shall be direct operated single stage valves provided with adjustable pilot control chokes or soft shifts to modulate valve opening and closing time for shock and surge pressure control. All solenoid valves shall include manual override capacity.

All solenoid operated valves shall be sized to limit pressure drop at full flow to 100 psi based on specified oil at 20°F or warmer.

All manual valves shall be full port ball valves with 90-degree handle operation and lockable in either the open or closed position using a padlock.

## **FILTRATION AND FLUID CONDITIONING**

Filtration and fluid conditioning shall be in accordance with ISO 4413. All filters and strainers shall be equipped with an indicator to show when the filter requires servicing. Filters shall provide the degree and quality of filtration to meet the cleanliness requirements provided herein. Bypass valves shall be provided as required by the Plans. Filter flow capacity ratings shall be as recommended by the pump manufacturer.

## **PRESSURE INDICATORS**

Gages shall be of durable construction. Dial faces shall be clearly calibrated for pressure ranges 50% and beyond the maximum design operating pressures of the hydraulic system. Gages shall be accurate and shall permit continuous monitoring. Gages shall have a minimum diameter of 4 inches, and preferably 6 inches. Shutoff valves shall be provided at each gage.

Portable gages shall be provided for maintenance and adjustment of the hydraulic system. The pressure ranges shall cover all possible values that will be needed for the system. One gage shall be provided for each pressure range such that the test pressure will be within the mid-half of the total pressure range of the gage. Connections for portable gages shall be of the quick-disconnect type. Test ports shall be of the same size and type throughout the system and be equipped with removable, protective caps, secured by chains to the component. Shutoff valves shall be provided at each test port. Test ports shall be provided for all locations that can be pressurized without a permanent pressure gage indicating the pressure.

## **NAMEPLATES**

Hydraulic cylinders shall have engraved permanent stainless steel nameplates which are securely attached to the head of the cylinder. The nameplate shall clearly indicate the manufacturer, model number, cylinder bore, rod diameter, stroke length, pressure rating, and a list of nonstandard features.

Nameplates shall be provided for each control valve indicating the name and function of the valve. Nameplates shall either be engraved stainless steel or a lamicoide nameplate showing white characters on a black background or black characters on a white background.

BR-0173

RM-20

PAMLICO COUNTY

Nameplates shall be provided for each adjustable hydraulic component. The nameplate shall provide the name, function, and set point for the component. Nameplates shall either be engraved stainless steel or a lamicoide nameplate showing white characters on a black background or black characters on a white background.

**MANIFOLDS**

Manifolds shall be made of 316 stainless steel.

Manifolds shall be in accordance with ISO 4413.

**HYDRAULIC FLUID**

The hydraulic fluid shall be Chevron Clarity AW 46 Hydraulic Fluid. If the hydraulic fluid that is currently in use at the Minnesott Beach West Ramp (Ramp "A") is a different hydraulic fluid, notify the Engineer.

**LUBRICANTS**

The Contractor shall coordinate all lubricants to be used for ferry ramp machinery with NCDOT maintenance forces and submit selections to Engineer for approval.

**PAINT**

All machinery to be painted shall be coated with one coat of epoxy mastic primer manufactured by one of the following companies or an approved equal:

- a) Sherwin-Williams Co., Epoxy Mastic Aluminum II
- b) Carboline, Carbomastic 15-Epoxy Mastic

Paint for the pre-final field painting of machinery shall consist of one intermediate coat of approved epoxy paint compatible with the prime coat system.

The final field applied paint shall consist of one coat of approved polyurethane paint resistant to weathering and abrasion and compatible with the intermediate coat.

No paints used shall contain lead. All layer thicknesses shall meet paint manufacturer's specification.

**COATINGS**

The threads of all machinery mounting bolts shall be coated with anti-seize compound before assembly of the nuts to prevent corrosion or galling and to facilitate future removal if necessary. This requirement does not apply to structural bolts.

BR-0173

RM-21

PAMLICO COUNTY

Anti-seize compounds shall be as manufactured by the following companies, or approval equal:

Huron Industries, Port Huron, MI	Neolube #1
Fel-Pro, Inc., Skokie, IL	#C-670
SPC Technologies	Unbrako, Jenkintown, PA

Rust-inhibiting coatings for temporary protection of machined surfaces shall be as manufactured by one of the following companies, or approved equal:

- E.F. Houghton & Co., Valley Forge, PA - Rust Veto 344, Cosomoline 1058'
- Sanchem, Inc., Chicago, IL - No-Ox-Id "A" Special "X"
- A.W. Chesterton, Co., Stoneham, MA - Heavy-Duty Rust Guard
- Texaco, Houston, TX - Metal Protective Oil L.

## **CONSTRUCTION**

### **PROCEDURES**

The Contractor shall submit procedures detailing his intended scheme for constructing all machinery. The following procedures shall be submitted:

- Existing ramp machinery removal
- HPU installation
- Hydraulic cylinder installation
- Ramp lift system installation, alignment, and acceptance testing

Construction and installation shall be done in a coordinated manner to ensure that the machinery components fit the adjacent material furnished under other items.

The ramp shall not be operated under the new operating system until all machinery is in pre-final alignment and bolted as approved by the Engineer.

### **ALIGNMENT**

All parts of the machinery shall be match marked for proper assembly and correct orientation. Before drilling or reaming, all parts shall be adjusted to exact alignment, as specified in these Special Provisions and on the Plans. After final alignment and bolting, all parts shall operate smoothly.

The sheaves, sheave mounting brackets, and cross beams shall be installed and aligned such that all wire ropes are plumb above their connections to the lifting beam and to the counterweight, the

BR-0173

RM-22

PAMLICO COUNTY

sheaves are aligned parallel to each other sheave and the lift bent cap beam and ramp lifting beam, and set at the same level with spacing between the centerlines of each set of sheaves mounted on each cross beam equidistant. Prior to final drilling and reaming of bolts for the mounting cross beams and the sheave mounting brackets, the final alignment condition shall be accepted by the Engineer.

#### **FASTENING**

Bolts shall be installed per the requirements of AASHTO LRFD Movable Highway Bridge Design Manual. The tension shall be checked using a calibrated wrench.

Torques for other grades or bolts shall be proportioned to their strength and shall be indicated on the erection drawings.

#### **QUALITY**

The machinery shall be constructed and adjusted by millwrights, foundrymen, and fluid technicians competent in the type of work involved. They shall be provided with all necessary measuring and leveling instruments as may be required.

The Contractor shall be responsible for verifying and documenting all measurements required to assure that the machinery has been properly installed. The Contractor shall schedule all final measurements with the Resident Engineer. All measurements will be subject to the Engineer's approval.

#### **HYDRAULICS**

It is the contractor's responsibility to maintain the required cleanliness level and verifying the level through resampling in the event of a deficient report from the first sample. The procedure of further cleaning the fluid, collecting, and processing additional samples shall be at the expense of the contractor.

#### **CONTRACTOR'S INSPECTION**

After construction is completed, the Contractor shall make a thorough inspection to ensure that all parts are properly aligned and adjusted as closely as practicable without actual operation and that all bolts are properly tightened.

Inspection of tightened fasteners shall be in accordance with the AASHTO Standards. The Contractor's inspection shall also verify that field painting has been performed as specified herein. Touch-up painting shall be performed to correct all painting defects found during this inspection.

The Contractor's inspection shall also verify that all machinery components have been lubricated as specified herein.

BR-0173

RM-23

PAMLICO COUNTY

The Contractors shall be accompanied by the Engineer, during his final inspection before machinery testing. On the basis of the results of this inspection, the Engineer shall determine whether the ramp is ready for testing.

The Contractor shall verify that there are no leaks on any of the hydraulic equipment during commissioning. Any connections or components which leak shall be corrected or replaced to assure a system with zero leaks at the time of acceptance.

### **SHOP TESTING**

The ramp drive assembly consisting of the hydraulic power unit and hydraulic cylinders shall be factory operated and certified before delivery. The ramp drive assemblies shall be factory operated through not less than 15 cycles or operated not less than 0.1 hours, whichever is greater and shall function without overheating or other evident deficiency.

These tests and calibrations shall be made in the presence of the Engineer. After calibrations are made, the equipment shall be match marked and tagged showing set points.

The HPU manifold, piping, and hoses shall be pressure tested at 1,200 psi for 15 minutes with no evidence of leakage. The hydraulic cylinders shall be pressure tested at 2,000 psi in both the fully extended and fully retracted positions with no evidence of leakage. Cylinder pressure testing shall be performed with the cylinders assembled with all valves, manifolds, ports, and piping between ports installed. The Contractor shall provide the Engineer written notice 2 weeks prior to testing. Along with the written notice, the Contractor shall provide the following:

1. The manufacturer's certified performance test data on the pump and hydraulic cylinders
2. Certification that the in-shop leak tests have been completed
3. A description of the testing procedures along with a schematic of the hydraulic systems model showing placement of equipment, assemblies, measuring devices, and valves
4. A checklist of the calibrations to be made

### **FIELD TESTING**

When the mechanical and electrical equipment is ready for testing, the Contractor shall meet with the Engineer to arrange a test schedule and shall keep available a complete crew of mechanics for a minimum of four working days in order to provide operation of the span for all tests and to make all adjustments and corrections which shall be required to complete the tests.

The Contractor shall prepare a field-testing procedure, which shall be approved by the Engineer. The testing procedure shall be coordinated with tests required for any electrical equipment and shall include measurements of power and current drawn by the motors when operating under load as required hereinafter. The Contractor shall be responsible not to exceed the electrical design rating of any component during all testing.

BR-0173

RM-24

PAMLICO COUNTY

All connections shall be tested in the field for leaks. The test shall be to pressurize the system at 3,000 psi for 15 minutes with no leaks. If any joint is broken after testing, the connection shall be retested.

Upon acceptance of the installation by the Engineer, the Contractor shall perform final acceptance testing. A minimum of 10 deficiency-free full raise and lower cycles shall be completed and approved by the Engineer. Any deficiency found shall be remedied by the Contractor to the satisfaction of the Engineer and the testing shall restart.

### **PAINTING**

Cleaning and painting of all unfinished surfaces of machinery shall comply with all the applicable requirements of NCDOT. The Contractor shall submit for review with the working drawings an outline of painting materials and methods as well as limits of painting for each component as well as limits of painting for each component.

After construction is complete, all machinery surfaces remaining exposed, except rubbing surfaces, shall be thoroughly cleaned with an approved high-flash solvent (noted below), all exposed metal surfaces such as mounting bolts, lifting points and all other paint defects or voids shall be given one coat of epoxy primer. After successfully completing the prime coat, all machinery shall be given one field coat of epoxy paint applied by hand brushing. Application of paint shall adhere to all relative NCDOT Standard Specifications and the paint manufacturer recommendations. Acceptable epoxy paint system manufacturers are given under the MATERIALS section of these special provisions. Colors for the field coats will be selected from manufacturer's standard samples with the approval of the Engineer.

The Contractor shall take special care to avoid painting of machinery surfaces that are in normal rubbing contact. All nameplates, legend plates and escutcheons mounted on machinery shall be masked for protection from paint. Lubrication fittings shall be kept clog-free.

After completion of the operating tests and acceptance of the machinery, all accumulated oil, grease, dirt and other contaminants shall be washed from exposed machinery surfaces, excepting rubbing surfaces, with an approved high-flash solvent. The cleaned exposed surfaces shall then be hand brush painted a third final field coat of polyurethane paint compatible with the epoxy paint specified above, which shall color-code the machinery to distinguish between fixed and moving parts. Again, the application of paint shall adhere to all relative NCDOT Standard Specifications and the paint manufacturer recommendations. The following colors shall be used unless otherwise required by the Engineer:

- Federal Safety Orange: Except for rubbing surfaces, for all moving parts of the machinery such as shafting and the side of sheaves.
- Federal Safety Green: For bearings and all stationary parts of the machinery.

BR-0173

RM-25

PAMLICO COUNTY

Paint for the final field coat, which shall be compatible with the previous field coats, shall be resistant to weathering and abrasion, conforming to OSHA color requirements of the Safety Color Code for Marking Physical Hazards, ANSI Z53.1, unless otherwise directed by the Engineer. The brand and colors shall be submitted to the Engineer for approval.

The Contractor shall adhere to all relative AASHTO Standards and the paint manufacturer recommendations for application of the approved paint system. The Contractor shall also coordinate their shop and field schedule to coincide with time constraints of application of primer, intermediate and final coats of paint. The shop and field painting procedure listed here may be revised to meet the time constraints of application of the required coats of paint. Such revision shall not result in additional cost to NCDOT and shall be subject to approval by the Engineer.

**BASIS OF PAYMENT**

Mechanical Work for Minnesott Beach East Ferry Ramp Replacement will not be measured for payment. All costs associated with furnishing, installing materials, labor, tools, and incidentals necessary to complete the work required herein shall be bid as part of the lump sum contract price for *Ramp Mechanical System*.

Payment will be made under:

**Pay Item**

**Pay Unit**

Ramp Mechanical System

Lump Sum

**Ramp Electrical Work  
Project Special Provision**

**Table of Contents**

<b><u>SPECIAL PROVISION ITEM</u></b>	<b><u>PAGE</u></b>
1.0 GENERAL	RE-3
A. Description	RE-3
B. Codes and Standards	RE-3
C. Submittals	RE-4
D. Guarantees and Warranties	RE-7
E. Substitutions	RE-8
F. Responsibility	RE-8
2.0 MATERIALS	RE-9
A. General	RE-9
B. Complete System	RE-10
C. Panelboards	RE-10
D. Motor	RE-10
E. Motor Starter	RE-10
F. Manual Transfer Switch	RE-11
G. Ships Power Receptacle	RE-11
H. Messenger System	RE-11
I. Common Control Equipment	RE-11
J. Grounding	RE-13
K. Conduit and Fittings	RE-13
L. Boxes	RE-14
M. Nameplates	RE-16
N. Hardware	RE-16
O. Wire Conductors and Cable	RE-17
P. Spare Parts	RE-17
3.0 CONSTRUCTION	RE-18

BR-0173

RE-2

Pamlico County

A. General	RE-18
B. Cleaning and Painting	RE-18
C. Equipment Identification	RE-18
D. Hangers and Supports	RE-18
E. Field Testing	RE-18
4.0 MEASUREMENT AND PAYMENT	RE-19



11/10/2025

BR-0173

RE-3

Pamlico County

**RAMP ELECTRICAL WORK****(SPECIAL)****1.0 GENERAL****A. Description**

The work covered under this item shall consist of all work required to remove the existing Minnesott Beach East Ramp, "Ramp B", and furnishing all materials, labor, equipment, and incidentals necessary for installing a complete and operable ramp lift system in accordance with the applicable parts of the Standard Specifications, details on the plans, and these special provisions. The ramp lift system consists of two (2) hydraulic cylinders, hydraulic power unit (HPU), two (2) electrically operated chain hoists, a ships power receptacle, and manual transfer switch. The existing panelboard "C" providing electrical power to both ramps is also to be replaced.

The ramp hydraulic power unit (HPU) will be mounted on shore, in the same area as the existing unit and as shown on the plans. The new manual transfer switch for ships power and HPU disconnect switch is to be located next to the new HPU, as shown on the plans.

The Contractor, except as noted otherwise on the Plans or as specified otherwise in these Special Provisions or as directed by the NCDOT Ferry Division, shall furnish, install, lubricate, test, paint, and place in satisfactory operating condition the items described above. This includes all related submittals, documentation, spare components and training specified herein.

These plans and specifications show the intent and general requirements of the work. Additional detailing and measurements shall be provided by the Contractor to provide necessary submittals and complete the installation.

Contractor is hereby informed that additional miscellaneous materials and hardware may be required beyond what is explicitly detailed on the plans. Such material shall be furnished and installed as necessary to complete the new ramp electrical system as shown on the plans and described in these specifications, at no additional cost.

**B. Codes and Standards**

1. The Contractor shall perform all work and install all materials and equipment in accordance with the applicable sections of the following:
  - a. National Fire Protection Association 70 National Electrical Code (NEC)
  - b. National Fire Protection Association 101 Life Safety Code (NFPA-101)
  - c. Underwriter's Laboratory (UL)
  - d. American National Standards Institute (ANSI)
  - e. National Electrical Manufacturer's Association (NEMA)
  - f. Institute of Electrical and Electronics Engineers (IEEE)
  - g. International Cable Engineers Association (ICEA)

BR-0173

RE-4

Pamlico County

- h. The Occupational Safety and Health Act (OSHA)
  - i. International Electrical Testing Association (NETA)
  - j. Insulated Power Cable Engineers Association (IPCEA)
  - k. American Society for Testing and Material (ASTM)
2. Nothing in these Plans and Special Provisions shall be construed to permit work that does not conform to governing codes or regulations. If conflict occurs between the aforementioned codes and the Plans and Special Provisions, the conflict shall be referred to the Engineer for resolution.

### C. Submittals

1. All submittals shall be identified with the name of the ramp, the contract number, the contractor's name and the identification of the system or unit the submittal is in reference to.
2. The Contractor shall submit a complete installation procedure and schedule for installing and testing which shall include but not be limited to a detailed sequence of construction, detailed drawings for any temporary works, mobilization plans, conduit and wire conductor layout, and electrical enclosure location and layout a minimum of (21) twenty-one days prior to mobilization. These procedures, excluding temporary work, shall be included in the Operations and Maintenance manual.
3. Electrical: Installation Submittals
  - a. Working drawings showing the complete schematic conduit and cable diagram or diagrams showing the interconnection of all devices and equipment, including ducts and junction boxes, and showing all multi-conductor cables. The size of each conduit, and the wire number of each conductor in conduit and multi-conductor cables, shall be shown on the diagrams. Each conduit and multi-conductor cable shall be suitably numbered or lettered, and percent wire fill shall be shown.
  - b. Working drawings showing the complete set of layout and installation drawings for the electrical work showing the location and installation, including support and mounting details, of all electrical apparatus and equipment. These drawings shall be made to scale and shall show the exact location of all conduits, cables, boxes, motors, switches, and other electrical equipment and the method of supporting them on the structure. These drawings shall be submitted prior to pertinent mechanical shop drawings so that the raceway installation details may be coordinated by the mechanical fabricators and erectors.
  - c. Working drawings of all multi-conductor cables, including the sizes of conductors, type and thickness of insulation, jackets and other components, and giving the outer diameter of each finished cable.

BR-0173

## RE-5

Pamlico County

- d. Working drawings showing outline drawings, catalog cut sheets and mounting details shall be submitted for all equipment.
  - e. Cutsheets shall be provided for all commercial components. The cutsheet shall indicate the full part number of the component. Where multiple versions or sizes of components are given on the same cutsheet, the specific part shall be indicated. All of the catalog sheets for the component shall be included with the cutsheet submittal.
  - f. Wire compression terminal tools shall have been calibrated within the last six months by a calibration facility approved by the manufacturer of the test instruments. Written certification of calibration shall be submitted to and approved by the Engineer prior to connecting terminal lugs to any wire conductors.
  - g. Documentation of all electrical wire conductor insulation resistance testing.
  - h. Any other drawings, which may in the opinion of NCDOT or the Engineer, be necessary to show the electrical work.
  - i. Upon completion of the work, the Contractor shall correct all shop or working drawings to show the work as constructed and provide As-Built copies to NCDOT. As-built drawings shall include dimensioned assembly views and all dimensions of all parts manufactured and installed on the bridge by the Contractor. As part of this As-built package, all manufacturers' cutsheets, operation and installation manuals, certificates, and maintenance information shall be submitted.
4. The Contractor shall submit to NCDOT for approval all of the aforementioned submittals. In case of correction or rejection, the Contractor shall resubmit until they are approved. The Contractor shall bear all costs for damages, which may result from the ordering of any materials prior to any required approval; and no work shall be done until the drawings have been approved.
5. Working Drawings
- a. The Contractor shall submit complete sets of shop, assembly, erection and working drawings and catalog cuts as called for in the Special Provisions. During preparation of working drawings, the Contractor shall detail, coordinate and verify the relationship of all parts for a complete working system. Methods of fabrication, machining, rigging, special shimming, assembly, lubrication, interfacing with existing components, testing and painting necessary to fabricate, install and operate the various systems shall be considered part of the work and documented on the working drawings.

BR-0173

RE-6

Pamlico County

- b. The Contractor shall coordinate the submission of working drawings such that drawings for manufactured components are submitted and approved prior to, or in conjunction with, the related structural support drawings, mechanical assembly drawings and electrical interconnection diagrams. Working drawing preparation will require close coordination between the Contractor and all mechanical and electrical equipment suppliers to detail and verify the relationship and interconnection of all parts for a complete working system. Working drawings will not be reviewed and will be returned to the Contractor if, in the judgment of the Engineer, working drawing submittals are not coordinated by the Contractor. Working drawings shall be submitted a minimum of (21) twenty-one days prior to mobilization.
- c. Upon completion of the work, the Contractor shall correct all working drawings to show the work as constructed and provide one set of 22 inch by 34 inch mylar reproducibles. One set of electronic copies shall be submitted on a thumb drive or other storage device and the drawing files shall be in '.pdf' and MicroStation or AutoCAD format.

#### 6. As-Built Drawings

- a. As-built drawings shall include, but not be limited to the following :
  - i. Conduit and electrical equipment layout and installation drawings, including mounting details.
  - ii. Electrical enclosure layouts and wiring diagrams.
  - iii. Schematic-wiring diagrams
  - iv. Certified Drawings
    - i. Manufacturers' brochures, literature and composite schedule of apparatus, including any suggested installation, alignment, maintenance, troubleshooting and repair procedures.
    - ii. Any and all other material or information which in the opinion of the Engineer may be desirable to include in order to assist in maintaining the ramp functional systems and sub-system.

#### 7. Operations and Maintenance Manual

- a. Maintenance Manuals shall contain descriptive material, catalog cuts with non-pertinent data blocked out, as-built drawings, troubleshooting techniques and any and all information necessary for successful maintenance of the ferry ramp operating systems and each piece of equipment furnished by the Contractor. Ramp functional systems shall be understood to include all operating equipment, electrical service equipment, electrical and control systems, and all other equipment for which periodic maintenance and operation is desirable. Subsequent to acceptance of the ramp by NCDOT following successful completion of testing, errata or addenda to the manuals should address any revisions required.

BR-0173

RE-7

Pamlico County

- b. Operations Manuals shall contain written descriptions of the ferry ramp operating system, step-by-step operating instructions for ferry ramp operating system and any and all information and directions required for its successful operation. Subsequent to the break-in period, errata or addenda to the manuals should address any revisions required.
- c. All printed matter, data, drawings, diagrams, etc., shall be accurate, distinct and clearly and easily legible. Illustrations shall be clear; and printed matter, including dimensions and lettering on drawings, shall be legible. If reduced drawings are incorporated to manuals, the original lines and letters shall be darkened as necessary to retain their legibility after reduction. Larger drawings may be folded into manuals to page size.
- d. Six (6) copies of the Operating and maintenance manuals shall be bound in heavy-duty nickel-plated three-hole binders. Binder shall have metal hinges. Locking mechanism shall allow sheets to lie flat (i.e. channel lock). Covers shall be stiff heavy-duty plastic or other approved material.
- e. The printed material shall be bound into each manual between rigid covers. The manuals shall be approximately 9 inches by 12 inches to contain the drawings without excessive folding so that they may be easily opened. The books shall be neatly entitled with a descriptive title, the name of the project, the location, year of installation, the name of the manufacturer, the engineering firm and the Contractor. Copies of drawings shall be in black on white background and shall be legible. The arrangements of the books, the method of binding, material to be included, and the text shall all be submitted to and approved by the Engineer.
- f. Paper used in these manuals shall be 20-pound, punched paper, water resistant, and acid free of a quality suitable for archival use. Paper shall have 5/16-inch minimum diameter holes, reinforced with plastic or cloth at the standard three (3)-hole spacing. The paper shall be standard 8½"x11", or, in the case of larger foldout diagrams and illustrations, folded to approximately 8½"x11" size. No paper or other material shall extend beyond the manual covers.
- g. In addition, the approved manuals shall be scanned into PDF files, which will then be placed on a thumb drive and handed over to the NCDOT after final acceptance by the Engineer

#### D. Guarantees and Warranties

1. Provide a written warranty that the work is free from all defects. The Contractor shall replace or repair, to the satisfaction of the Engineer, any Contractor furnished part that may fail within a period of twelve (12) months after the certificate of final acceptance, provided that such failure is due to defects in material or workmanship, or failure to follow these Special Provisions or Plans.

BR-0173

RE-8

Pamlico County

#### E. Substitutions

1. Each proposed substitution shall be accompanied with a cover letter stating that the substitution meets or exceeds all of the project Plans and Special Provisions, and that all engineering necessary to incorporate the substitution into the project has been completed and is included in the submittal of the substitution.
2. An equivalent item made by another manufacturer may be substituted for the specified item (unless otherwise prohibited), subject to the written approval of the Engineer.
3. All necessary changes to the project required by the substitution related to mechanical, structural and/or electrical work and all the required engineering design to completely verify the adequacy of the substitution and subsequent related changes shall be made by the Contractor at no additional cost to the Contracting Agency.
4. The Contractor shall submit sufficient data for the proposed substitution to demonstrate its equivalency to the specified item, including engineering calculations.
5. The Engineer's decision on whether a proposed substitution is "equivalent" to the item specified shall be final. The approval of a proposed substitution by the Engineer shall not relieve the Contractor of any contractual responsibility in regard to defective material or workmanship and the necessity for replacing the same.

#### F. Responsibility

1. The Contractor's responsibilities include:
  - a. Operation and maintenance of the new and existing ramp equipment up to acceptance of the final operating system.
  - b. Removal of all existing equipment to be replaced or otherwise noted on the plans or specifications.
  - c. Complete installation of all equipment in accordance with the Contract.
  - d. Coordinating the details of installation for all Special Provisions sections that affect the work covered under this Specification.
2. The Contractor, except as noted otherwise on the Plans or as specified otherwise in these Special Provisions, shall furnish, install, lubricate, test, paint, and place in satisfactory operating condition the items described above unless as directed by the NCDOT Ferry Division. This includes all related submittals, documentation, and spare components specified herein.

BR-0173

RE-9

Pamlico County

### 3. Contract

- a. Plans are partially diagrammatic. Exact conduit locations are not shown unless so indicated or specifically dimensioned. Installation of conduit stub-ups shall be in accordance with field conditions and actual manufacturer's shop plans. The Contractor shall be responsible for measuring all dimensions before proceeding with the work.
- b. The electrical wiring diagrams may not completely reflect all connections required for equipment proposed by the Contractor. The Contractor is responsible for installing all wiring required to provide a complete and operable system. All revised wiring shall be documented on the as-built drawings.
- c. Wiring diagrams are not intended to indicate the exact course of raceways or exact location of outlets. Raceway and outlet locations are approximate and are subject to revision as may be necessary or desirable at the time of installation. One-line and riser diagrams are schematic and do not show physical arrangement of equipment.

### 4. Electrical Coordination for Ferry Operations

- a. All electrical outages or disruptions during construction must be coordinated with Minnesott Beach Ferry Operations through the Resident Engineer with a minimum of 10-working-days-notice.
- b. Ramp "A" shall be kept in normal (HPU) operation at all times. All existing shore power circuits must remain in use for Ferry Operations and shall be kept in operation during constructions. Any temporary wiring used shall meet Article 305 of the National Electrical Code.

### 5. Departures from Contract

- a. Submit to the Engineer, in writing, details of all proposed departures from this Contract and the reasons therefore. Make no such departures without written approval of the Engineer.

## 2.0 MATERIALS

### A. General

1. Furnish materials and equipment approved by UL listing wherever standards have been established by that agency.
2. Where two or more units of the same class of material or equipment are required, furnish products of a single manufacturer.

BR-0173

# RE-10

Pamlico County

3. Furnish materials and equipment with manufacturer's standard finish system, except where otherwise specified. Furnish manufacturer's standard finish color, except where specific color is indicated. If manufacturer has no standard color, finish equipment with ANSI Number 61, light gray color.

## B. Complete System

1. All the systems mentioned shall be complete and operational in every detail except where specifically noted otherwise. Nothing in these Special Provisions shall be construed as releasing the Contractor from furnishing such additional materials and performing all labor required to provide complete and correctly operating systems.

## C. Panelboards

1. The panelboards shall be located as shown on the plans.
2. Each panelboards shall be of the dead-front type and shall be provided with quick-make, quick-break, thermal-trip, E-frame, bolt-on branch circuit breakers. Each breaker shall trip free of the operating handle, and the handle shall indicate the position of the breaker. Panelboard circuit breakers shall be approved equal to the Eaton Industrial Quick Lag Circuit Breakers model QBHW.
3. Each panelboard shall be provided with a circuit breaker in the mains and with a full-sized neutral bar. All branch circuits shall be numbered, and a typewritten directory shall be provided on the inside of each door. Circuit breakers shall meet the requirements of UL Standard 489. Panelboards shall be provided with number of circuit breakers (including four spares) as indicated on the Plans or as otherwise required by the existing conditions. Panelboards shall be rated 120/208-Volt, 3-phase, 4-wire panel and shall be code gauge stainless steel with ANSI 61 light gray enamel finish and rated NEMA 4X.
4. The Contractor shall verify the actual existing panelboard ratings, existing circuit breakers, spare slots, and load current ratings of the actual equipment approved for installation and modify circuit breaker ratings and conductor capacities where necessary to accommodate equipment of higher electrical load requirements.

## D. Motor

1. The HPU pump motor shall be Totally Enclosed Fan Cooled, rated 5hp, 1750 RPM, 208VAC single phase, 60 hz.

## E. Motor Starter

1. A combination magnetic starter is to be furnished for the new hydraulic pump motor for the ramp lift system. The starter is to be rated 5 HP at 208-230 VAC, single phase. The starter is to contain a fusible disconnecting device rate 60

BR-0173

# RE-11

Pamlico County

amps with 2 fuses. The coil voltage for the magnetic starter is to be rated 120 VAC. Thermal overloads sized for the full load amperage taken from the nameplate of the pump motor are to be installed.

## F. Manual Transfer Switch

1. A manual transfer switch shall be provided to power the new ramp HPU from ships power during commercial power outages. The manual transfer switch shall be a two pole double throw safety switch, rated 100 amps at 240 volts, in a NEMA 4X enclosure. The new transfer switch shall be located as shown on the plans.

## G. Ships Power Receptacle

1. Provide a receptacle identical to the existing receptacle for providing ferry vessel power to operate the new remap HPU through a manual transfer switch in the event of commercial power failure. The new receptacle shall be located as shown on the plans.

## H. Messenger System

1. A messenger system is to be installed from the bulkhead cap to the ferry ramp lift structure as shown on the plans. The messenger is to be terminated at a 3/4" hot dipped galvanized eye bolt at each end. The eye bolt at the bulkhead end is to be set in a stainless steel anchor. The eye bolt at the "H" pile is to be through bolted. The messenger cable is to be terminated at the eyebolts using a 3/8" strand vise.
2. The messenger cable is to be copperweld 3/8 inch. Due to the large minimum quantity required to purchase this cable, the necessary lengths will be furnished to the Contractor by NCDOT for installation. A 30-working-days-notice should be given to the Resident Engineer prior to needing the messenger cable on the job site.
3. A flexible SOOW cable will be supported from the messenger cable with copperweld cable rings on 2 foot centers. These rings will also be provided by NCDOT for installation.

## I. Common Control Equipment

1. Miniature Circuit Breakers: Circuit breakers for control circuits shall be single pole miniature type and meet the requirements of UL 489. The miniature circuit breakers shall be din railed mounted in the control cabinets and shall have a trip curve of D.
2. Industrial Control Relays: Industrial control relays shall be multi-contact magnetic machine tool relays with contacts rated at 10 amperes or 20 amperes, 600 volts on a continuous basis. The contact rating shall be selected to coordinate with the rating of the protection device on the wiring diagrams. Each control relay shall be equipped with surge suppression.

3. Industrial Safety Control Relays: Industrial control safety relays shall be multi-contact magnetic machine tool relays with contacts rated at 10 amperes, 600 volts on a continuous basis. Relays shall feature mechanically linked double break contacts on each pole and shall be specifically designed for safety applications. Tamper resistant covers shall be provided on each relay. Each safety control relay shall be equipped with surge suppression.
4. Timing Relays: Time-delay relays shall be of the electro-pneumatic or electronic type providing time delay intervals as required with a linear timing range in the ratio of 1:10. Each timing relay shall be provided with a timing head calibrated in linear increments. The number and type of poles shall be as shown in the Plans.
5. Control Switches, Key Operated Switches, Selector Switches and Push-buttons: Control switches, key operated switches, selector switches and push-buttons on the control desk and panels shall be heavy-duty NEMA type, 30mm diameter base, oil-tight contact blocks operated by glove handle (pistol grip) selector knobs, selector knobs, or push-buttons as indicated in the Plans. All switches and pushbuttons shall be equipped with escutcheon plates as shown on the plans. Contacts shall be fine silver, capable of interrupting 6 amperes at 120 volts AC and of continuously carrying 10 amperes. Key operated switches shall be wired and configured such that the key can only be removed in the off position.
6. Emergency Stop Push-button: Buttons on the control pendent shall be heavy-duty, 30mm diameter base, 2.25 inch diameter mushroom head, oil-tight contact blocks operated by pushing in and pulling out the button mushroom head as indicated in the Plans. The Emergency Stop button shall illuminate when the button mushroom head is depressed to clearly indicate the emergency stop button has been activated. Pulling out the button mushroom head shall deactivate the emergency stop condition. The pushbutton shall be equipped with an escutcheon plate as shown on the plans. Contacts shall be fine silver, capable of interrupting 6 amperes at 120 volts AC and of continuously carrying 10 amperes. The quantity of contacts shall be as shown on the plans. The push-button shall be equipped with surge suppression.
7. Indicating Lights: Indicating lights shall be heavy-duty NEMA type, 30mm diameter base, oil-tight sockets provided with LED lamps rated 120 volts AC. All lenses shall be glass, with color and escutcheon plates as shown in the Plans.
8. Terminal Blocks: All terminations for conductors of Size No. 8 AWG and smaller shall be made using modular, DIN rail mounted, corrosion resistant, feed through clamp type screw connection terminal blocks with vibration proof pressure plates. Terminal blocks shall be designed to be used with insulated wire ferrule terminal connectors. Ground terminals shall be provided where required and shall clamp the system ground with the enclosure. All paint shall be removed in the section where the ground terminal is installed. Terminal blocks shall have a minimum rating of 600 Volts, 32 amperes and shall be provided with jumper connectors where required to connect

BR-0173

# RE-13

Pamlico County

circuits and reduce wiring. Conducting parts shall be nickel plated copper and insulating material shall be flame retardant thermo plastic. Corrosion resistant marking strips shall be provided for conductor identification. At least ten- percent spare terminals shall be provided. Where specified terminal blocks shall include surge suppression and/or overcurrent protection. The size and type for all terminal blocks shall be similar. Trip indication shall be included. Terminal blocks shall be provided with factory printed labels for each connection point which correspond to the as-built drawings. The labels shall be installed on the top and bottom of each terminal block.

9. Wire Ferrules Connectors: Shall be seamless, heavy-duty insulated wire ferrules terminal lugs. Terminal lugs shall be installed per lug manufacturer recommendations using the proper tools approved by the manufacturer.
10. Fork Tongue Terminal Connectors: Shall be seamless, heavy-duty compression locking fork tongue terminals manufactured from pure electrolytic copper tubing. Terminals shall be tin plated and provided with a double-thick flanged or locking fork tongue and insulation grip. Terminals and compression tools shall be as approved by the Engineer.

## J. Grounding

1. Grounding of the new electrical circuits and equipment shall meet the requirements of Article 250 of the NEC.
2. Metallic grounding bushings are to be used on all metallic conduits and fittings, and shall be bonded to the equipment grounding conductor(s). Equipment grounding conductors shall be pulled in all conduit runs, both metallic and non-metallic. These conductors are to be sized in accordance with Article 250 of the NEC or as shown on the plans, and are to be bare copper or color coded green, in accordance with the NEC.
3. All equipment and devices are to be bonded to the equipment grounds including all panelboards, all messenger cable, junction boxes, enclosures, and troughs. All conduit and feeder schedules listing conduit size and circuit conductors do not include the equipment grounding conductors, but these are to be furnished in these runs as detailed above.

## K. Conduit and Fittings

1. All new conduits and fittings as shown on the plans shall be as noted herein. Where installed encased in dirt or through concrete the conduit shall be PVC non-metallic conduit. All other conduit shall be PVC coated rigid galvanized steel conduit.

BR-0173

## RE-14

Pamlico County

2. In general, conduits shall not be less than  $\frac{3}{4}$  inches in diameter. Sections of conduit shall be connected to each other with screw couplings made up so that the ends of both conduits will butt squarely against each other inside of the coupling.
3. Flexible conduit where required shall be liquid tight steel conduit conforming to the requirements of UL 360. Fitting and connectors used in conjunction with flexible conduit shall also be steel liquid tight fitting with hot dipped galvanized finish when used with rigid conduit.
4. Unless otherwise noted the conduit supports shall consist of stainless U-bolts attached to stainless steel supports connected to the steel members, surrounding structure or concrete. All references to galvanized steel conduit as shown in the plans shall be hot dipped galvanized after fabrication, field cuts will not be permitted. All U-bolts and bracket hangers shall be provided with medium-series lock washers and hexagonal nuts.
5. Conduit expansion fittings shall be provided with flexible bonding jumpers to maintain the electrical continuity across the joints. The fittings shall permit a total conduit movement of 4 or 8 inches as may be required.
6. Conduit expansion/deflection fittings shall permit a movement of  $\frac{3}{4}$  inch from the normal in any direction. Flexible bonding jumpers shall be required to maintain bonding integrity whenever expansion fittings are required.
7. Install drain/breather fittings in all enclosures and conduit systems. Fittings shall be fabricated of stainless steel and shall be capable of passing 25 cc of water per minute.
8. Conduit hubs shall be provided with a ground bushing to connect the equipment ground conductors and enclosure ground lugs.
9. Conduit tags for new and existing conduit shall be  $\frac{1}{8}$ " thick flexible acrylic white nametag with black lettering. Each tag shall be a minimum of  $1\frac{1}{4}$ " x  $3\frac{3}{4}$ " with space for three lines of text. Engraving shall include the conduit reference number which can be referred back to the as-built documents, conduit size, wire size and quantity. Conduit tags shall be connected to each end of conduit with two plastic ties.

## L. Boxes

1. Direct buried pull boxes shall be constructed of polymer concrete and reinforced by a heavy-weave fiberglass. The boxes shall be furnished in two sections. The top section is to be stacked on a box extension with solid base. All conduit entrances are to be made in the box extension unless permission is obtained from the Resident Engineer. All conduit entrances are to be cut with a conduit trade size carbide tipped hole saw for each conduit size. No other method of cutting will be permitted. A steel cover is to be provided and the cover and box are to be installed in accordance with the manufacturer's instructions to achieve an HL-93 load rating. Two  $\frac{3}{4}$ " holes are to

BR-0173

## RE-15

Pamlico County

be drilled in the bottom of each box extension to allow water to drain into the sand bedding below the box.

2. No splices of conductors in the pull boxes will be permitted without the approval of the Resident Engineer with the exception of the equipment grounding conductors that are to be bonded together at each pull box.
3. Splices in junction and terminal boxes shall be made on corrosion resistant terminal strips. Terminal strips shall be provided printed labels identifying the wire alphanumeric tag for the wire conductor terminated on the strip to allow for coordination and identification of the wiring.
4. Terminal blocks for wire conductors No. 10 AWG and smaller shall be modular, DIN rail mounted, corrosion resistant, tubular screw clamp type with vibration proof pressure plates. Conducting parts shall be nickel plated copper and insulating material shall be flame retardant thermo plastic. Corrosion resistant marking strips shall be provided for wire conductor identification. At least ten-percent spare terminals shall be provided.
5. Power terminal blocks for wire conductors No. 8 AWG and larger shall be included in each terminal box as required for such wire conductors. Each terminal shall be a one-piece power distribution block of molded phenolic compound and shall conform to the requirements specified herein elsewhere. A cover of insulating material shall be provided for each block.
6. All junction and terminal boxes unless otherwise noted shall be NEMA 4X, 14-gauge, type 316 stainless steel enclosures with hinged, 14-gauge, stainless steel doors supported by a continuous stainless steel hinge with removable pin. Seams shall be continuously welded and ground smooth. Each enclosure shall be provided with stainless steel fast operating door clamp assemblies and oil-resistant gasket to insure a watertight seal. All boxes and enclosures shall be provided with a nameplate.
7. Surface mounted boxes shall be provided with external mounting lugs. No box shall be drilled for more conduits or cables than actually enter it. No conduits shall enter the top of an enclosure. All conduit and flexible cable entries shall be bottom entry. Boxes shall be provided with one-half inch combination drain and breather fittings. Fitting shall not affect the NEMA-4X enclosure rating of the enclosure.
8. Terminal boxes shall be of sufficient size to provide ample room for the terminal blocks and interior wiring, and for the installation of conduit terminations and multi-conductor cable fittings. Interior panels shall be provided for mounting the terminal blocks. Terminal blocks shall be provided in each terminal box for the connection of all wire conductors including spare wire conductors entering the box plus at least ten percent spare terminals.

BR-0173

# RE-16

Pamlico County

9. The interior of all boxes shall be provided with insulated supports from which bundled cables may be supported.
10. Flexible cable SOOW cords shall be provided watertight fittings to enter junction and/or terminal boxes. The fittings will be strain relief type and provide support to the flexible cables. Furnish and install a separate stainless steel wire mesh Kellem grip to support the cables where the enclosure strain relief fittings is feasible or does not provide the cables adequate support. All wire mesh grips and hardware shall be stainless steel and field located to support the flexible cable.

## M. Nameplates

1. Nameplates shall be made of laminated phenolic plastic with white front and back and black core and shall be not less than 3/32 inches thick. All electrical equipment shall be provided with a nameplate. The lettering shall be etched through the front layer to show black engraved letters on a white background. Lettering shall be not less than one-quarter inch high, unless otherwise detailed in the Plans. Nameplates shall be securely fastened to the equipment with a waterproof epoxy.
2. Each switch, cabinet, enclosure, panel, and terminal box shall be provided a nameplate to identify the panel. The nameplate shall have the name of the equipment written out, the alpha-numeric identifier for the equipment, and the highest voltage rating of the equipment.
3. Each shore terminal box, lift bent terminal box, HPU control cabinet, disconnect switch, and manual transfer switch nameplate shall identify that the panel is powered from multiple sources.

## N. Hardware

1. All hardware, mounting bolts, nuts, washers and other detail parts used for fastening conduit clamps, conduit supports, mounting plates, preformed channels, brackets and other electrical equipment shall be of 316 stainless steel conforming to the requirements of ASTM A593, Type 316. Bolt heads and nuts shall be hexagonal, and shall be provided with medium series lock washers. Bolts smaller than 1/2 inch in diameter shall not be used except as may be necessary to fit the mounting holes in small limit switches, boxes and similar standard devices.
2. 316 Stainless steel supports, brackets, boxes and other equipment mounted on concrete surfaces shall be provided with a full neoprene gasket not less than 1/8-inch thick, between the equipment and the surface of the concrete.
3. All threaded rod for the electrical equipment supports shall be one-half inch, 316 stainless steel, threaded rod.

BR-0173

RE-17

Pamlico County

4. Anchors for fastening equipment or brackets to concrete surfaces shall be epoxy resin bonded anchors.

O. Wire Conductors and Cable

1. All wire conductors for this project shall be copper with type XHHW-2 insulation rated 600 volts. All wire conductor shall be UL listed and labeled, and catalog cuts are to be submitted for approval for all sizes and types.
2. Control wiring shall be at minimum #14 AWG stranded, except as noted on the drawings. All terminations shall use a NEC approved method for terminating stranded wire conductors.
3. Flexible cable SOOW cords shall be supported with nylon cable clamps with stainless steel fittings. The clamps shall be secured with screws or stainless steel hose clamp. Support and locate cord to prevent accidental damage. Provide supports every 4 feet for the cords as the routing and geometry allows.
4. Wire tags for marking the wire conductors shall be provided on each wire conductor. Each wire tag shall be permanently, mechanically printed with the wire number. No hand written tags shall be allowed. The tags shall be used to identify the terminal strips in each terminal box to coordinate and identify the wiring terminals.

P. Spare Parts

1. Spare parts shall be furnished by the Contractor as required in the Special Provisions. Spare parts shall be packaged in corrugated cardboard boxes of sufficient thickness for shipping and handling the part contained within. A laminated label identifying the part manufacturer, model or catalog number, description and quantity shall be affixed to each box. The Contractor shall provide a typewritten directory of all spare parts furnished under this Contract. Spare parts shall be delivered to location identified by NCDOT, prior to scheduling final acceptance testing. The Contractor shall stack the material where directed by the Engineer. The Contractor shall contact the Engineer at least five working days prior to scheduled delivery to confirm delivery arrangements.
2. Minimum spare parts shall include the following:
  - a. 3 fuses of each size and type installed
  - b. Two single pole control circuit breakers for each type and size installed.
  - c. One complete assembled relay or contactor for every five installed, with a minimum of one.
  - d. One spare lamp for light fixtures
  - e. One spare ships power receptacle and plug
  - f. One spare backup chain hoist receptacle and plug

BR-0173

RE-18

Pamlico County

### 3.0 CONSTRUCTION

#### A. General

1. In the event of conflicts between components shown in the Plans and existing openings, structural members and/or components of other existing systems and equipment having fixed locations, the Contractor shall consult the Engineer. The Engineer's decision shall govern.
2. Special attention is called to the fact that this structure moves and that allowances for clearance, snagging of cables and amount of displacement shall be considered. All interference with new and existing structural elements caused by the Contractor's operations shall be corrected by the Contractor at no additional expense to the Contracting Agency.
3. Any temporary or permanent modifications to the ramps which the Contractor deems necessary in order to perform the work shown on the Plans or in the Special Provisions, or as a result of any substitutions or departures from the Contract shall be submitted to the Engineer for approval.

#### B. Cleaning and Painting

1. All equipment, whether exposed to the weather or not shall be covered to protect it from water, dust and dirt.
2. After installing, all metal finishes shall be cleaned and polished, cleaned of all dirt, rust, cement, plaster, grease and paint.
3. Scratched surfaces shall be refinished with paint matching the original finish.

#### C. Equipment Identification

1. Furnish and install identifying engraved nameplates on all equipment, including pull boxes, to clearly indicate the use, area served, circuit identification, voltage, and equipment ratings.

#### D. Hangers and Supports

1. Furnish and install hangers, brackets, suspension rods and supplementary steel to support equipment. Hangers and supports shall be 316 stainless steel or hot-dipped galvanized after fabrication and/or drilling.

#### E. Field Testing

1. Final acceptance testing shall be performed by the Contractor in the presence of the Engineer. Ten working days' notice shall be provided to the Engineer for the final acceptance testing. Each ramp shall be tested a minimum of 10 deficiency-free full

BR-0173

# RE-19

Pamlico County

raise and lower cycles and approved by the Engineer. Any deficiency found shall be remedied by the Contractor to the satisfaction of the Engineer and the testing shall restart until 10 deficiency-free full raise and lower cycles can be achieved.

2. The Contractor shall perform field testing of all equipment. The testing shall be coordinated with the mechanical equipment field testing. The equipment to be tested shall include: pushbutton ramp control, emergency stop push-button panel, alarm panel, control cabinet, panelboards, ferry receptacle, transfer switch including backup and normal power operation, ramp light, hydraulic power unit, and all associated electrical equipment.
3. The Contractor shall perform field testing of all equipment. The testing shall be coordinated with the mechanical equipment field testing. The equipment to be tested shall include: pushbutton ramp control, emergency stop push-button panel, alarm panel, control cabinet, panelboards, ferry receptacle, transfer switch including backup and normal power operation, ramp light, hydraulic power unit, and all associated electrical equipment.

## 4.0 MEASUREMENT AND PAYMENT

Electrical Work for Minnesott Beach East Ferry Ramp Replacement will not be measured for payment. All costs associated with furnishing, installing materials, labor, tools, and incidentals necessary to complete the work required herein shall be bid as part of the lump sum contract price for *Ramp Electrical System*.

Payment will be made under:

**Pay Item**

**Pay Unit**

Ramp Electrical System

Lump Sum

**PROJECT SPECIAL PROVISION**

(10-18-95) (Rev. 10-15-24)

Z-1

**PERMITS**

The Contractor's attention is directed to the following permits, which have been issued to the Department of Transportation by the authority granting the permit.

<b><u>PERMIT</u></b>	<b><u>AUTHORITY GRANTING THE PERMIT</u></b>
Dredge and Fill and/or Work in Navigable Waters (404)	U. S. Army Corps of Engineers
Water Quality (401)	Division of Water Resources, DEQ State of North Carolina
State Dredge and Fill and/or CAMA	Division of Coastal Management, DEQ State of North Carolina

The Contractor shall comply with all applicable permit conditions during construction of this project.

Agents of the permitting authority will periodically inspect the project for adherence to the permits.

The Contractor's attention is also directed to Articles 107-10 and 107-13 of the *Standard Specifications* and the following:

Should the Contractor propose to utilize construction methods (such as temporary structures or fill in waters and/or wetlands for haul roads, work platforms, cofferdams, etc.) not specifically identified in the permit (individual, general, or nationwide) authorizing the project it shall be the Contractor's responsibility to coordinate with the Engineer to determine what, if any, additional permit action is required. The Contractor shall also be responsible for initiating the request for the authorization of such construction method by the permitting agency. The request shall be submitted through the Engineer. The Contractor shall not utilize the construction method until it is approved by the permitting agency. The request normally takes approximately 60 days to process; however, no extensions of time or additional compensation will be granted for delays resulting from the Contractor's request for approval of construction methods not specifically identified in the permit.

**Where construction moratoriums are contained in a permit condition which restricts the Contractor's activities to certain times of the year, those moratoriums will apply only to the portions of the work taking place in the restricted waters, wetlands or buffer zones, provided that activities outside those areas is done in such a manner as to not affect the restricted waters, wetlands or buffer zones.**



STATE OF NORTH CAROLINA  
DEPARTMENT OF TRANSPORTATION

JOSH STEIN  
GOVERNOR

DANIEL H. JOHNSON  
SECRETARY

November 3, 2025

MEMORANDUM TO: Division Construction Unit  
Contract Standards and Development Unit

FROM: Lee Mai, Project Manager  
Project Management Unit

SUBJECT: Environmental Permits for the replacement of Structure No. 78, Minnesott Beach east ferry ramp on NC 306 over Neuse River. Pamlico County, Ferry Division, **BR-0173**.

Please find enclosed the following permits for this project:

Agency	Permit Type	Permit Expiration
US Army Corps of Engineers	Section 404 Clean Water Act Nationwide Permit 3	March 14, 2026
NC Division of Water Resources	Section 401 Water Quality Certification	March 14, 2026
NC Division of Coastal Management	CAMA Major Development Permit	December 31, 2026

Work is authorized by the above referenced permit provided it is accomplished in strict accordance with the permitted plans.

The Environmental Coordination and Permitting Group or the Ferry Division Environmental Office must be consulted if any deviation from the permit(s) is required.



DEPARTMENT OF THE ARMY  
U.S. ARMY CORPS OF ENGINEERS, WILMINGTON DISTRICT  
WASHINGTON REGULATORY OFFICE  
2407 WEST FIFTH STREET WASHINGTON  
WASHINGTON NORTH CAROLINA 27889

June 26, 2025

Regulatory Division  
SAW-2025-00969

Sent Via email: [bcdoliber@ncdot.gov](mailto:bcdoliber@ncdot.gov)

Brian Doliber  
Applicant  
NCDOT Ferry Division  
159 Lucinda Lane  
Powells Point, NC 27966

Dear Mr. Doliber:

This letter is in response to the Pre-Construction Notification (PCN) you submitted to the Wilmington District, WRDA/Transportation Branch on May 8, 2025, for a Department of the Army Nationwide permit (NWP) verification. This project has been assigned the file number SAW-2025-00969 and is known as NCDOT / BR-0173 / Minnesott Beach East Ferry Ramp Replacement / Pamlico / Div 2. This file number should be referenced in all correspondence concerning this project.

A review of the information provided indicates that the proposed work would include the replacement of a loading ramp. The project will permanently fill 0.03 acres and temporarily impact 0.26 acres of Neuse River bottom. The project area for this determination includes a one acre(s) area which is illustrated on the enclosed site plans/maps. The project/review area is located at the terminus of NC 306, at Minnesott Beach, at Latitude 34.967490 and Longitude -76.806240; in Arapahoe, Pamlico County, North Carolina.

We have determined that the proposed work is authorized by Nationwide Permit 3 pursuant to authorities under Section 10 of the Rivers and Harbors Act of 1899 (33 U.S.C. § 403). The proposed work must be accomplished in strict accordance with the general permit conditions, any regional conditions, the special conditions listed in this letter, the application materials, and the enclosed plans. If the extent of the project area and/or nature of the authorized impacts to waters are modified, a revised PCN must be submitted to this office for written approval before work is initiated. Any violation of permit conditions or deviation from your submitted plans may subject the permittee to enforcement action.

This verification is valid until March 14, 2026, unless prior to this date the subject NWP(s) is suspended, revoked, or is modified such that the activity no longer complies

with the terms and conditions of this NWP. If you commence or are under contract to commence this activity before the date that the relevant NWP is modified or revoked, you will have 12 months from the date of the modification or revocation of the NWP to complete the activity under the present terms and conditions of this NWP.

**Project Specific Special Conditions:**

1. The NCDOT shall implement the “Guidelines for Avoiding Impacts to the West Indian Manatee: Precautionary Measures for Construction Activities in North Carolina Waters” as identified by the USFW Service.
2. The Wilmington District, Federal Highway Administration, U.S. Fish and Wildlife Service (USFWS), and the North Carolina Department of Transportation (NCDOT) have conducted programmatic Section 7(a)(2) consultation for the Northern long-eared bat (NLEB) for NCDOT projects located in Divisions 1-8. The result of this programmatic consultation is a Programmatic Biological Opinion (PBO) issued by the USFWS titled, “Programmatic Biological Opinion – Revised, NCDOT Program Effects on the Northern Long-eared Bat in Divisions 1-8”, dated December 15, 2022. This PBO contains agreed upon conservation measures which would minimize take of NLEB. As noted in the PBO, applicability of these conservation measures varies depending on the location of the project. The USFWS has documented that no reasonable and prudent measures, nor terms and conditions, are necessary or appropriate to minimize the amount or extent of incidental take of NLEB caused by the Action; therefore, the incidental take statement does not provide reasonable and prudent measures for this species. Department of the Army (DA) authorization under general permit or standard permit (Individual Permit) is conditional upon the permittee’s compliance with applicable, agreed upon conservations measures of the PBO, which is incorporated by reference in this verification letter. Failure to comply with the applicable conservation measures, where a take of the NLEB occurs, would constitute an unauthorized take by the permittee, and would also constitute permittee non-compliance with this verification letter. The USFWS is the appropriate authority to determine compliance with the terms and conditions of its PBO and the ESA. All PBOs can be found on our website at: <https://www.saw.usace.army.mil/Missions/Regulatory-Permit-Program/Agency-Coordination/ESA/>.
3. The U.S. Fish and Wildlife Service’s (USFWS’s) Programmatic Conference Opinion (PCO) titled "NCDOT Program Effects on the Tricolored Bat in Divisions 1-8", dated November 20, 2023, contains mandatory terms and conditions to implement the reasonable and prudent measures that are associated with “incidental take” that are specified in the PCO. Your authorization under this Corps permit is conditional upon your compliance with all the mandatory terms and conditions associated with incidental take of the PCO, which terms and conditions are incorporated by reference in this permit. Failure to comply with the terms and conditions associated with incidental take of the PCO, where a take of

the listed species occurs, would constitute an unauthorized take, and it would also constitute non-compliance with your Corps permit. The USFWS is the appropriate authority to determine compliance with the terms and conditions of its PCO, and with the ESA.

This NWP verification does not preclude the necessity to obtain any other Federal, State, or local permits, licenses, and/or certifications, which may be required.

If you have any questions related to this verification or have issues accessing documents referenced in this letter, please contact Kyle Barnes, WRDA/Transportation Branch Project Manager at 910-251-4584, by mail at the above address, or by email at [kyle.w.barnes@usace.army.mil](mailto:kyle.w.barnes@usace.army.mil). Please take a moment to complete our customer satisfaction survey located at <https://regulatory.ops.usace.army.mil/customer-service-survey/>.

Sincerely,

A handwritten signature in black ink that reads "M. Scott Jones". The signature is written in a cursive style with a large, prominent "M" and "J".

M. Scott Jones, PWS  
WRDA, Transportation Branch Chief

## **P-6**

### **Nationwide Permit 3** **Maintenance**

Effective Date: February 25, 2022 / Expiration Date: March 14, 2026

Authority: Sections 10 and 404

(a) The repair, rehabilitation, or replacement of any previously authorized, currently serviceable structure or fill, or of any currently serviceable structure or fill authorized by 33 CFR 330.3, provided that the structure or fill is not to be put to uses differing from those uses specified or contemplated for it in the original permit or the most recently authorized modification. Minor deviations in the structure's configuration or filled area, including those due to changes in materials, construction techniques, requirements of other regulatory agencies, or current construction codes or safety standards that are necessary to make the repair, rehabilitation, or replacement are authorized. This NWP also authorizes the removal of previously authorized structures or fills. Any stream channel modification is limited to the minimum necessary for the repair, rehabilitation, or replacement of the structure or fill; such modifications, including the removal of material from the stream channel, must be immediately adjacent to the project. This NWP also authorizes the removal of accumulated sediment and debris within, and in the immediate vicinity of, the structure or fill. This NWP also authorizes the repair, rehabilitation, or replacement of those structures or fills destroyed or damaged by storms, floods, fire or other discrete events, provided the repair, rehabilitation, or replacement is commenced, or is under contract to commence, within two years of the date of their destruction or damage. In cases of catastrophic events, such as hurricanes or tornadoes, this two-year limit may be waived by the district engineer, provided the permittee can demonstrate funding, contract, or other similar delays.

(b) This NWP also authorizes the removal of accumulated sediments and debris outside the immediate vicinity of existing structures (e.g., bridges, culverted road crossings, water intake structures, etc.). The removal of sediment is limited to the minimum necessary to restore the waterway in the vicinity of the structure to the approximate dimensions that existed when the structure was built but cannot extend farther than 200 feet in any direction from the structure. This 200-foot limit does not apply to maintenance dredging to remove accumulated sediments blocking or restricting outfall and intake structures or to maintenance dredging to remove accumulated sediments from canals associated with outfall and intake structures. All dredged or excavated materials must be deposited and retained in an area that has no waters of the United States unless otherwise specifically approved by the district engineer under separate authorization.

(c) This NWP also authorizes temporary structures, fills, and work, including the use of temporary mats, necessary to conduct the maintenance activity. Appropriate measures must be taken to maintain normal downstream flows and minimize flooding to the maximum extent practicable, when temporary structures, work, and discharges of dredged or fill material, including cofferdams, are necessary for construction activities, access fills, or dewatering of construction sites. Temporary fills must consist of materials, and be placed in a manner, that will not be eroded by expected high flows. After conducting the maintenance activity, temporary fills must be removed in their entirety and the affected areas returned to pre-construction elevations. The areas affected by temporary fills must be revegetated, as appropriate.

(d) This NWP does not authorize maintenance dredging for the primary purpose of navigation. This NWP does not authorize beach restoration. This NWP does not authorize new stream channelization or stream relocation projects.

# P-7

Nationwide Permit 3 - Activities, Regional Conditions, General Conditions, and Definitions

**Notification:** For activities authorized by paragraph (b) of this NWP, the permittee must submit a pre-construction notification to the district engineer prior to commencing the activity (see general condition 32). The pre-construction notification must include information regarding the original design capacities and configurations of the outfalls, intakes, small impoundments, and canals. (Authorities: Section 10 of the Rivers and Harbors Act of 1899 and Section 404 of the Clean Water Act (Sections 10 and 404))

**Note:** This NWP authorizes the repair, rehabilitation, or replacement of any previously authorized structure or fill that does not qualify for the Clean Water Act Section 404(f) exemption for maintenance.

## GENERAL CONDITIONS

Note: To qualify for NWP authorization, the prospective permittee must comply with the following general conditions, as applicable, in addition to any regional or case-specific conditions imposed by the division engineer or district engineer. Prospective permittees should contact the appropriate Corps district office to determine if regional conditions have been imposed on an NWP. Prospective permittees should also contact the appropriate Corps district office to determine the status of Clean Water Act Section 401 water quality certification and/or Coastal Zone Management Act consistency for an NWP. Every person who may wish to obtain permit authorization under one or more NWPs, or who is currently relying on an existing or prior permit authorization under one or more NWPs, has been and is on notice that all of the provisions of 33 CFR 330.1 through 330.6 apply to every NWP authorization. Note especially 33 CFR 330.5 relating to the modification, suspension, or revocation of any NWP authorization.

### 1. Navigation.

(a) No activity may cause more than a minimal adverse effect on navigation.

(b) Any safety lights and signals prescribed by the U.S. Coast Guard, through regulations or otherwise, must be installed and maintained at the permittee's expense on authorized facilities in navigable waters of the United States.

(c) The permittee understands and agrees that, if future operations by the United States require the removal, relocation, or other alteration, of the structure or work herein authorized, or if, in the opinion of the Secretary of the Army or his authorized representative, said structure or work shall cause unreasonable obstruction to the free navigation of the navigable waters, the permittee will be required, upon due notice from the Corps of Engineers, to remove, relocate, or alter the structural work or obstructions caused thereby, without expense to the United States. No claim shall be made against the United States on account of any such removal or alteration.

2. Aquatic Life Movements. No activity may substantially disrupt the necessary life cycle movements of those species of aquatic life indigenous to the waterbody, including those species that normally migrate through the area, unless the activity's primary purpose is to impound water. All permanent and temporary crossings of waterbodies shall be suitably culverted, bridged, or otherwise designed and constructed to maintain low flows to sustain the movement of those aquatic species. If a bottomless culvert cannot be used, then the crossing should be designed and constructed to minimize adverse effects to aquatic life movements.

## P-8

Nationwide Permit 3 - Activities, Regional Conditions, General Conditions, and Definitions

3. **Spawning Areas.** Activities in spawning areas during spawning seasons must be avoided to the maximum extent practicable. Activities that result in the physical destruction (e.g., through excavation, fill, or downstream smothering by substantial turbidity) of an important spawning area are not authorized.

4. **Migratory Bird Breeding Areas.** Activities in waters of the United States that serve as breeding areas for migratory birds must be avoided to the maximum extent practicable.

5. **Shellfish Beds.** No activity may occur in areas of concentrated shellfish populations, unless the activity is directly related to a shellfish harvesting activity authorized by NWP 4 and 48, or is a shellfish seeding or habitat restoration activity authorized by NWP 27.

6. **Suitable Material.** No activity may use unsuitable material (e.g., trash, debris, car bodies, asphalt, etc.). Material used for construction or discharged must be free from toxic pollutants in toxic amounts (see section 307 of the Clean Water Act).

7. **Water Supply Intakes.** No activity may occur in the proximity of a public water supply intake, except where the activity is for the repair or improvement of public water supply intake structures or adjacent bank stabilization.

8. **Adverse Effects from Impoundments.** If the activity creates an impoundment of water, adverse effects to the aquatic system due to accelerating the passage of water, and/or restricting its flow must be minimized to the maximum extent practicable.

9. **Management of Water Flows.** To the maximum extent practicable, the pre-construction course, condition, capacity, and location of open waters must be maintained for each activity, including stream channelization, storm water management activities, and temporary and permanent road crossings, except as provided below. The activity must be constructed to withstand expected high flows. The activity must not restrict or impede the passage of normal or high flows unless the primary purpose of the activity is to impound water or manage high flows. The activity may alter the pre-construction course, condition, capacity, and location of open waters if it benefits the aquatic environment (e.g., stream restoration or relocation activities).

10. **Fills Within 100-Year Floodplains.** The activity must comply with applicable FEMA-approved state or local floodplain management requirements.

11. **Equipment.** Heavy equipment working in wetlands or mudflats must be placed on mats, or other measures must be taken to minimize soil disturbance.

12. **Soil Erosion and Sediment Controls.** Appropriate soil erosion and sediment controls must be used and maintained in effective operating condition during construction, and all exposed soil and other fills, as well as any work below the ordinary high water mark or high tide line, must be permanently stabilized at the earliest practicable date. Permittees are encouraged to perform work within waters of the United States during periods of low-flow or no-flow, or during low tides.

13. **Removal of Structures and Fills.** Temporary structures must be removed, to the maximum extent practicable, after their use has been discontinued. Temporary fills must be removed in their entirety and the affected areas returned to pre-construction elevations. The affected areas must be revegetated, as appropriate.

14. **Proper Maintenance.** Any authorized structure or fill shall be properly maintained, including maintenance to ensure public safety and compliance with applicable NWP general conditions, as well as any activity-specific conditions added by the district engineer to an NWP authorization.

15. **Single and Complete Project.** The activity must be a single and complete project. The same NWP cannot be used more than once for the same single and complete project.

16. **Wild and Scenic Rivers.**

(a) No NWP activity may occur in a component of the National Wild and Scenic River System, or in a river officially designated by Congress as a “study river” for possible inclusion in the system while the river is in an official study status, unless the appropriate Federal agency with direct management responsibility for such river, has determined in writing that the proposed activity will not adversely affect the Wild and Scenic River designation or study status.

(b) If a proposed NWP activity will occur in a component of the National Wild and Scenic River System, or in a river officially designated by Congress as a “study river” for possible inclusion in the system while the river is in an official study status, the permittee must submit a pre-construction notification (see general condition 32). The district engineer will coordinate the PCN with the Federal agency with direct management responsibility for that river. Permittees shall not begin the NWP activity until notified by the district engineer that the Federal agency with direct management responsibility for that river has determined in writing that the proposed NWP activity will not adversely affect the Wild and Scenic River designation or study status.

(c) Information on Wild and Scenic Rivers may be obtained from the appropriate Federal land management agency responsible for the designated Wild and Scenic River or study river (e.g., National Park Service, U.S. Forest Service, Bureau of Land Management, U.S. Fish and Wildlife Service). Information on these rivers is also available at: <http://www.rivers.gov/>.

17. **Tribal Rights.** No activity or its operation may impair reserved tribal rights, including, but not limited to, reserved water rights and treaty fishing and hunting rights.

18. **Endangered Species.**

(a) No activity is authorized under any NWP which is likely to directly or indirectly jeopardize the continued existence of a threatened or endangered species or a species proposed for such designation, as identified under the Federal Endangered Species Act (ESA), or which will directly or indirectly destroy or adversely modify the critical habitat of such species. No activity is authorized under any NWP which “may affect” a listed species or critical habitat unless ESA section 7 consultation addressing the consequences of the proposed activity on listed species or critical habitat has been completed. See 50 CFR 402.02 for the definition of “effects of the action” for the purposes of ESA section 7 consultation, as well as 50 CFR 402.17, which provides further explanation under ESA section 7 regarding “activities that are reasonably certain to occur” and “consequences caused by the proposed action.”

(b) Federal agencies should follow their own procedures for complying with the requirements of the ESA (see 33 CFR 330.4(f)(1)). If pre-construction notification is required for the proposed activity, the Federal permittee must provide the district engineer with the appropriate documentation to demonstrate compliance with those requirements. The district engineer will verify that the appropriate documentation has been submitted. If the appropriate documentation has not been submitted, additional ESA section 7 consultation may be

## P-10

necessary for the activity and the respective federal agency would be responsible for fulfilling its obligation under section 7 of the ESA.

(c) Non-federal permittees must submit a pre-construction notification to the district engineer if any listed species or designated critical habitat might be affected or is in the vicinity of the activity, or if the activity is located in designated critical habitat, and shall not begin work on the activity until notified by the district engineer that the requirements of the ESA have been satisfied and that the activity is authorized. For activities that might affect Federally-listed endangered or threatened species or designated critical habitat, the pre-construction notification must include the name(s) of the endangered or threatened species that might be affected by the proposed activity or that utilize the designated critical habitat that might be affected by the proposed activity. The district engineer will determine whether the proposed activity "may affect" or will have "no effect" to listed species and designated critical habitat and will notify the non-Federal applicant of the Corps' determination within 45 days of receipt of a complete pre-construction notification. For activities where the non-Federal applicant has identified listed species or critical habitat that might be affected or is in the vicinity of the activity, and has so notified the Corps, the applicant shall not begin work until the Corps has provided notification that the proposed activity will have "no effect" on listed species or critical habitat, or until ESA section 7 consultation has been completed. If the non-Federal applicant has not heard back from the Corps within 45 days, the applicant must still wait for notification from the Corps.

(d) As a result of formal or informal consultation with the FWS or NMFS the district engineer may add species specific permit conditions to the NWP.

(e) Authorization of an activity by an NWP does not authorize the "take" of a threatened or endangered species as defined under the ESA. In the absence of separate authorization (e.g., an ESA Section 10 Permit, a Biological Opinion with "incidental take" provisions, etc.) from the FWS or the NMFS, the Endangered Species Act prohibits any person subject to the jurisdiction of the United States to take a listed species, where "take" means to harass, harm, pursue, hunt, shoot, wound, kill, trap, capture, or collect, or to attempt to engage in any such conduct. The word "harm" in the definition of "take" means an act which actually kills or injures wildlife. Such an act may include significant habitat modification or degradation where it actually kills or injures wildlife by significantly impairing essential behavioral patterns, including breeding, feeding or sheltering.

(f) If the non-federal permittee has a valid ESA section 10(a)(1)(B) incidental take permit with an approved Habitat Conservation Plan for a project or a group of projects that includes the proposed NWP activity, the non-federal applicant should provide a copy of that ESA section 10(a)(1)(B) permit with the PCN required by paragraph (c) of this general condition. The district engineer will coordinate with the agency that issued the ESA section 10(a)(1)(B) permit to determine whether the proposed NWP activity and the associated incidental take were considered in the internal ESA section 7 consultation conducted for the ESA section 10(a)(1)(B) permit. If that coordination results in concurrence from the agency that the proposed NWP activity and the associated incidental take were considered in the internal ESA section 7 consultation for the ESA section 10(a)(1)(B) permit, the district engineer does not need to conduct a separate ESA section 7 consultation for the proposed NWP activity. The district engineer will notify the non-federal applicant within 45 days of receipt of a complete pre-construction notification whether the ESA section 10(a)(1)(B) permit covers the proposed NWP activity or whether additional ESA section 7 consultation is required.

(g) Information on the location of threatened and endangered species and their critical habitat can be obtained directly from the offices of the FWS and NMFS or their worldwide Web pages at <http://www.fws.gov/> or <http://www.fws.gov/ipac> and <http://www.nmfs.noaa.gov/pr/species/esa/> respectively.

19. **Migratory Birds and Bald and Golden Eagles.** The permittee is responsible for ensuring that an action authorized by NWP complies with the Migratory Bird Treaty Act and the Bald and Golden Eagle Protection Act. The permittee is responsible for contacting the appropriate local office of the U.S. Fish and Wildlife Service to determine what measures, if any, are necessary or appropriate to reduce adverse effects to migratory birds or eagles, including whether "incidental take" permits are necessary and available under the Migratory Bird Treaty Act or Bald and Golden Eagle Protection Act for a particular activity.

20. **Historic Properties.**

(a) No activity is authorized under any NWP which may have the potential to cause effects to properties listed, or eligible for listing, in the National Register of Historic Places until the requirements of Section 106 of the National Historic Preservation Act (NHPA) have been satisfied.

(b) Federal permittees should follow their own procedures for complying with the requirements of section 106 of the National Historic Preservation Act (see 33 CFR 330.4(g)(1)). If pre-construction notification is required for the proposed NWP activity, the Federal permittee must provide the district engineer with the appropriate documentation to demonstrate compliance with those requirements. The district engineer will verify that the appropriate documentation has been submitted. If the appropriate documentation is not submitted, then additional consultation under section 106 may be necessary. The respective federal agency is responsible for fulfilling its obligation to comply with section 106.

(c) Non-federal permittees must submit a pre-construction notification to the district engineer if the NWP activity might have the potential to cause effects to any historic properties listed on, determined to be eligible for listing on, or potentially eligible for listing on the National Register of Historic Places, including previously unidentified properties. For such activities, the pre-construction notification must state which historic properties might have the potential to be affected by the proposed NWP activity or include a vicinity map indicating the location of the historic properties or the potential for the presence of historic properties. Assistance regarding information on the location of, or potential for, the presence of historic properties can be sought from the State Historic Preservation Officer, Tribal Historic Preservation Officer, or designated tribal representative, as appropriate, and the National Register of Historic Places (see 33 CFR 330.4(g)). When reviewing pre-construction notifications, district engineers will comply with the current procedures for addressing the requirements of section 106 of the National Historic Preservation Act. The district engineer shall make a reasonable and good faith effort to carry out appropriate identification efforts commensurate with potential impacts, which may include background research, consultation, oral history interviews, sample field investigation, and/or field survey. Based on the information submitted in the PCN and these identification efforts, the district engineer shall determine whether the proposed NWP activity has the potential to cause effects on the historic properties. Section 106 consultation is not required when the district engineer determines that the activity does not have the potential to cause effects on historic properties (see 36 CFR 800.3(a)). Section 106 consultation is required when the district engineer determines that the activity has the potential to cause effects on historic properties. The district engineer will conduct consultation with consulting parties identified under 36 CFR

## P-12

800.2(c) when he or she makes any of the following effect determinations for the purposes of section 106 of the NHPA: no historic properties affected, no adverse effect, or adverse effect.

(d) Where the non-Federal applicant has identified historic properties on which the proposed NWP activity might have the potential to cause effects and has so notified the Corps, the non-Federal applicant shall not begin the activity until notified by the district engineer either that the activity has no potential to cause effects to historic properties or that NHPA section 106 consultation has been completed. For non-federal permittees, the district engineer will notify the prospective permittee within 45 days of receipt of a complete pre-construction notification whether NHPA section 106 consultation is required. If NHPA section 106 consultation is required, the district engineer will notify the non-Federal applicant that he or she cannot begin the activity until section 106 consultation is completed. If the non-Federal applicant has not heard back from the Corps within 45 days, the applicant must still wait for notification from the Corps.

(e) Prospective permittees should be aware that section 110k of the NHPA (54 U.S.C. 306113) prevents the Corps from granting a permit or other assistance to an applicant who, with intent to avoid the requirements of section 106 of the NHPA, has intentionally significantly adversely affected a historic property to which the permit would relate, or having legal power to prevent it, allowed such significant adverse effect to occur, unless the Corps, after consultation with the Advisory Council on Historic Preservation (ACHP), determines that circumstances justify granting such assistance despite the adverse effect created or permitted by the applicant. If circumstances justify granting the assistance, the Corps is required to notify the ACHP and provide documentation specifying the circumstances, the degree of damage to the integrity of any historic properties affected, and proposed mitigation. This documentation must include any views obtained from the applicant, SHPO/THPO, appropriate Indian tribes if the undertaking occurs on or affects historic properties on tribal lands or affects properties of interest to those tribes, and other parties known to have a legitimate interest in the impacts to the permitted activity on historic properties.

21. **Discovery of Previously Unknown Remains and Artifacts.** Permittees that discover any previously unknown historic, cultural or archeological remains and artifacts while accomplishing the activity authorized by NWP, they must immediately notify the district engineer of what they have found, and to the maximum extent practicable, avoid construction activities that may affect the remains and artifacts until the required coordination has been completed. The district engineer will initiate the Federal, Tribal, and state coordination required to determine if the items or remains warrant a recovery effort or if the site is eligible for listing in the National Register of Historic Places.

22. **Designated Critical Resource Waters.** Critical resource waters include, NOAA-managed marine sanctuaries and marine monuments, and National Estuarine Research Reserves. The district engineer may designate, after notice and opportunity for public comment, additional waters officially designated by a state as having particular environmental or ecological significance, such as outstanding national resource waters or state natural heritage sites. The district engineer may also designate additional critical resource waters after notice and opportunity for public comment.

(a) Discharges of dredged or fill material into waters of the United States are not authorized by NWPs 7, 12, 14, 16, 17, 21, 29, 31, 35, 39, 40, 42, 43, 44, 49, 50, 51, 52, 57 and 5258 for any activity within, or directly affecting, critical resource waters, including wetlands adjacent to such waters.

## P-13

(b) For NWP 3, 8, 10, 13, 15, 18, 19, 22, 23, 25, 27, 28, 30, 33, 34, 36, 37, 38, and 54, notification is required in accordance with general condition 32, for any activity proposed by permittees in the designated critical resource waters including wetlands adjacent to those waters. The district engineer may authorize activities under these NWPs only after she or he determines that the impacts to the critical resource waters will be no more than minimal.

23. **Mitigation.** The district engineer will consider the following factors when determining appropriate and practicable mitigation necessary to ensure that the individual and cumulative adverse environmental effects are no more than minimal:

(a) The activity must be designed and constructed to avoid and minimize adverse effects, both temporary and permanent, to waters of the United States to the maximum extent practicable at the project site (*i.e.*, on site).

(b) Mitigation in all its forms (avoiding, minimizing, rectifying, reducing, or compensating for resource losses) will be required to the extent necessary to ensure that the individual and cumulative adverse environmental effects are no more than minimal.

(c) Compensatory mitigation at a minimum one-for-one ratio will be required for all wetland losses that exceed 1/10-acre and require pre-construction notification, unless the district engineer determines in writing that either some other form of mitigation would be more environmentally appropriate or the adverse environmental effects of the proposed activity are no more than minimal, and provides an activity-specific waiver of this requirement. For wetland losses of 1/10-acre or less that require pre-construction notification, the district engineer may determine on a case-by-case basis that compensatory mitigation is required to ensure that the activity results in only minimal adverse environmental effects.

(d) Compensatory mitigation at a minimum one-for-one ratio will be required for all losses of stream bed that exceed 1/103/100-acre and require pre-construction notification, unless the district engineer determines in writing that either some other form of mitigation would be more environmentally appropriate or the adverse environmental effects of the proposed activity are no more than minimal, and provides an activity-specific waiver of this requirement. This compensatory mitigation requirement may be satisfied through the restoration or enhancement of riparian areas next to streams in accordance with paragraph (e) of this general condition. For losses of stream bed of 1/103/100-acre or less that require pre-construction notification, the district engineer may determine on a case-by-case basis that compensatory mitigation is required to ensure that the activity results in only minimal adverse environmental effects. Compensatory mitigation for losses of streams should be provided, if practicable, through stream rehabilitation, enhancement, or preservation since streams are difficult-to-replace resources (see 33 CFR 332.3(e)(3)).

(e) Compensatory mitigation plans for NWP activities in or near streams or other open waters will normally include a requirement for the restoration or enhancement, maintenance, and legal protection (e.g., conservation easements) of riparian areas next to open waters. In some cases, the restoration or maintenance/protection of riparian areas may be the only compensatory mitigation required. If restoring riparian areas involves planting vegetation, only native species should be planted. The width of the required riparian area will address documented water quality or aquatic habitat loss concerns. Normally, the riparian area will be 25 to 50 feet wide on each side of the stream, but the district engineer may require slightly wider riparian areas to address documented water quality or habitat loss concerns. If it is not possible to restore or maintain/protect a riparian area on both sides of a stream, or if the

## P-14

waterbody is a lake or coastal waters, then restoring or maintaining/protecting a riparian area along a single bank or shoreline may be sufficient. Where both wetlands and open waters exist on the project site, the district engineer will determine the appropriate compensatory mitigation (e.g., riparian areas and/or wetlands compensation) based on what is best for the aquatic environment on a watershed basis. In cases where riparian areas are determined to be the most appropriate form of minimization or compensatory mitigation, the district engineer may waive or reduce the requirement to provide wetland compensatory mitigation for wetland losses.

(f) Compensatory mitigation projects provided to offset losses of aquatic resources must comply with the applicable provisions of 33 CFR part 332.

(1) The prospective permittee is responsible for proposing an appropriate compensatory mitigation option if compensatory mitigation is necessary to ensure that the activity results in no more than minimal adverse environmental effects. For the NWP, the preferred mechanism for providing compensatory mitigation is mitigation bank credits or in-lieu fee program credits (see 33 CFR 332.3(b)(2) and (3)). However, if an appropriate number and type of mitigation bank or in-lieu credits are not available at the time the PCN is submitted to the district engineer, the district engineer may approve the use of permittee-responsible mitigation.

(2) The amount of compensatory mitigation required by the district engineer must be sufficient to ensure that the authorized activity results in no more than minimal individual and cumulative adverse environmental effects (see 33 CFR 330.1(e)(3)). (See also 33 CFR 332.3(f)).

(3) Since the likelihood of success is greater and the impacts to potentially valuable uplands are reduced, aquatic resource restoration should be the first compensatory mitigation option considered for permittee-responsible mitigation.

(4) If permittee-responsible mitigation is the proposed option, the prospective permittee is responsible for submitting a mitigation plan. A conceptual or detailed mitigation plan may be used by the district engineer to make the decision on the NWP verification request, but a final mitigation plan that addresses the applicable requirements of 33 CFR 332.4(c)(2) through (14) must be approved by the district engineer before the permittee begins work in waters of the United States, unless the district engineer determines that prior approval of the final mitigation plan is not practicable or not necessary to ensure timely completion of the required compensatory mitigation (see 33 CFR 332.3(k)(3)). If permittee-responsible mitigation is the proposed option, and the proposed compensatory mitigation site is located on land in which another federal agency holds an easement, the district engineer will coordinate with that federal agency to determine if proposed compensatory mitigation project is compatible with the terms of the easement.

(5) If mitigation bank or in-lieu fee program credits are the proposed option, the mitigation plan needs to address only the baseline conditions at the impact site and the number of credits to be provided (see 33 CFR 332.4(c)(1)(ii)).

(6) Compensatory mitigation requirements (e.g., resource type and amount to be provided as compensatory mitigation, site protection, ecological performance standards, monitoring requirements) may be addressed through conditions added to the NWP authorization, instead of components of a compensatory mitigation plan (see 33 CFR 332.4(c)(1)(ii)).

(g) Compensatory mitigation will not be used to increase the acreage losses allowed by the acreage limits of the NWP. For example, if an NWP has an acreage limit of 1/2-acre, it cannot be used to authorize any NWP activity resulting in the loss of greater than 1/2-acre of waters of the United States, even if compensatory mitigation is provided that replaces or restores some of the lost waters. However, compensatory mitigation can and should be used, as necessary, to ensure that an NWP activity already meeting the established acreage limits also satisfies the no more than minimal impact requirement for the NWPs.

(h) Permittees may propose the use of mitigation banks, in-lieu fee programs, or permittee-responsible mitigation. When developing a compensatory mitigation proposal, the permittee must consider appropriate and practicable options consistent with the framework at 33 CFR 332.3(b). For activities resulting in the loss of marine or estuarine resources, permittee-responsible mitigation may be environmentally preferable if there are no mitigation banks or in-lieu fee programs in the area that have marine or estuarine credits available for sale or transfer to the permittee. For permittee-responsible mitigation, the special conditions of the NWP verification must clearly indicate the party or parties responsible for the implementation and performance of the compensatory mitigation project, and, if required, its long-term management.

(i) Where certain functions and services of waters of the United States are permanently adversely affected by a regulated activity, such as discharges of dredged or fill material into waters of the United States that will convert a forested or scrub-shrub wetland to an herbaceous wetland in a permanently maintained utility line right-of-way, mitigation may be required to reduce the adverse environmental effects of the activity to the no more than minimal level.

24. **Safety of Impoundment Structures.** To ensure that all impoundment structures are safely designed, the district engineer may require non-Federal applicants to demonstrate that the structures comply with established state or federal, dam safety criteria or have been designed by qualified persons. The district engineer may also require documentation that the design has been independently reviewed by similarly qualified persons, and appropriate modifications made to ensure safety.

25. **Water Quality.**

(a) Where the certifying authority (state, authorized tribe, or EPA, as appropriate) has not previously certified compliance of an NWP with CWA section 401, a CWA section 401 water quality certification for the proposed discharge must be obtained or waived (see 33 CFF 330.4(c)). If the permittee cannot comply with all of the conditions of a water quality certification previously issued by certifying authority for the issuance of the NWP, then the permittee must obtain a water quality certification or waiver for the proposed discharge in order for the activity to be authorized by an NWP.

(b) If the NWP activity requires pre-construction notification and the certifying authority has not previously certified compliance of an NWP with CWA section 401, the proposed discharge is not authorized by an NWP until water quality certification is obtained or waived. If the certifying authority issues a water quality certification for the proposed discharge, the permittee must submit a copy of the certification to the district engineer. The discharge is not authorized by an NWP until the district engineer has notified the permittee that the water quality certification requirement has been satisfied by the issuance of a water quality certification or a waiver.

(c) The district engineer or certifying authority may require additional water quality management measures to ensure that the authorized activity does not result in more than minimal degradation of water quality.

26. **Coastal Zone Management.** In coastal states where an NWP has not previously received a state coastal zone management consistency concurrence, an individual state coastal zone management consistency concurrence must be obtained, or a presumption of concurrence must occur (see 33 CFR 330.4(d)). If the permittee cannot comply with all of the conditions of a coastal zone management consistency concurrence previously issued by the state, then the permittee must obtain an individual coastal zone management consistency concurrence or presumption of concurrence in order for the activity to be authorized by an NWP. The district engineer or a state may require additional measures to ensure that the authorized activity is consistent with state coastal zone management requirements.

27. **Regional and Case-By-Case Conditions.** The activity must comply with any regional conditions that may have been added by the Division Engineer (see 33 CFR 330.4(e)) and with any case specific conditions added by the Corps or by the state, Indian Tribe, or U.S. EPA in its CWA section 401 Water Quality Certification, or by the state in its Coastal Zone Management Act consistency determination.

28. **Use of Multiple Nationwide Permits.** The use of more than one NWP for a single and complete project is authorized, subject to the following restrictions:

(a) If only one of the NWPs used to authorize the single and complete project has a specified acreage limit, the acreage loss of waters of the United States cannot exceed the acreage limit of the NWP with the highest specified acreage limit. For example, if a road crossing over tidal waters is constructed under NWP 14, with associated bank stabilization authorized by NWP 13, the maximum acreage loss of waters of the United States for the total project cannot exceed 1/3-acre.

(b) If one or more of the NWPs used to authorize the single and complete project has specified acreage limits, the acreage loss of waters of the United States authorized by those NWPs cannot exceed their respective specified acreage limits. For example, if a commercial development is constructed under NWP 39, and the single and complete project includes the filling of an upland ditch authorized by NWP 46, the maximum acreage loss of waters of the United States for the commercial development under NWP 39 cannot exceed 1/2-acre, and the total acreage loss of waters of United States due to the NWP 39 and 46 activities cannot exceed 1 acre.

29. **Transfer of Nationwide Permit Verifications.** If the permittee sells the property associated with a nationwide permit verification, the permittee may transfer the nationwide permit verification to the new owner by submitting a letter to the appropriate Corps district office to validate the transfer. A copy of the nationwide permit verification must be attached to the letter, and the letter must contain the following statement and signature:

*“When the structures or work authorized by this nationwide permit are still in existence at the time the property is transferred, the terms and conditions of this nationwide permit, including any special conditions, will continue to be binding on the new owner(s) of the property. To validate the transfer of this nationwide permit and the associated liabilities associated with compliance with its terms and conditions, have the transferee sign and date below.”*

(Transferee)

---

(Date)

30. **Compliance Certification.** Each permittee who receives an NWP verification letter from the Corps must provide a signed certification documenting completion of the authorized activity and implementation of any required compensatory mitigation. The success of any required permittee-responsible mitigation, including the achievement of ecological performance standards, will be addressed separately by the district engineer. The Corps will provide the permittee the certification document with the NWP verification letter. The certification document will include:

(a) A statement that the authorized activity was done in accordance with the NWP authorization, including any general, regional, or activity-specific conditions;

(b) A statement that the implementation of any required compensatory mitigation was completed in accordance with the permit conditions. If credits from a mitigation bank or in-lieu fee program are used to satisfy the compensatory mitigation requirements, the certification must include the documentation required by 33 CFR 332.3(l)(3) to confirm that the permittee secured the appropriate number and resource type of credits; and

(c) The signature of the permittee certifying the completion of the activity and mitigation. The completed certification document must be submitted to the district engineer within 30 days of completion of the authorized activity or the implementation of any required compensatory mitigation, whichever occurs later.

31. **Activities Affecting Structures or Works Built by the United States.** If an NWP activity also requires permission from the Corps pursuant to 33 U.S.C. 408 because it will alter or temporarily or permanently occupy or use a U.S. Army Corps of Engineers (USACE) federally authorized Civil Works project (a "USACE project"), the prospective permittee must submit a pre-construction notification. See paragraph (b)(10) of general condition 32. An activity that requires section 408 permission and/or review is not authorized by an NWP until the appropriate Corps office issues the section 408 permission or completes its review to alter, occupy, or use the USACE project, and the district engineer issues a written NWP verification.

32. **Pre-Construction Notification.**

(a) *Timing.* Where required by the terms of the NWP, the permittee must notify the district engineer by submitting a pre-construction notification (PCN) as early as possible. The district engineer must determine if the PCN is complete within 30 calendar days of the date of receipt and, if the PCN is determined to be incomplete, notify the prospective permittee within that 30 day period to request the additional information necessary to make the PCN complete. The request must specify the information needed to make the PCN complete. As a general rule, district engineers will request additional information necessary to make the PCN complete only once. However, if the prospective permittee does not provide all of the requested information, then the district engineer will notify the prospective permittee that the PCN is still incomplete and the PCN review process will not commence until all of the requested information has been received by the district engineer. The prospective permittee shall not begin the activity until either:

(1) He or she is notified in writing by the district engineer that the activity may proceed under the NWP with any special conditions imposed by the district or division engineer; or

## P-18

(2) 45 calendar days have passed from the district engineer's receipt of the complete PCN and the prospective permittee has not received written notice from the district or division engineer. However, if the permittee was required to notify the Corps pursuant to general condition 18 that listed species or critical habitat might be affected or are in the vicinity of the activity, or to notify the Corps pursuant to general condition 20 that the activity might have the potential to cause effects to historic properties, the permittee cannot begin the activity until receiving written notification from the Corps that there is "no effect" on listed species or "no potential to cause effects" on historic properties, or that any consultation required under Section 7 of the Endangered Species Act (see 33 CFR 330.4(f)) and/or section 106 of the National Historic Preservation Act (see 33 CFR 330.4(g)) has been completed. If the proposed activity requires a written waiver to exceed specified limits of an NWP, the permittee may not begin the activity until the district engineer issues the waiver. If the district or division engineer notifies the permittee in writing that an individual permit is required within 45 calendar days of receipt of a complete PCN, the permittee cannot begin the activity until an individual permit has been obtained. Subsequently, the permittee's right to proceed under the NWP may be modified, suspended, or revoked only in accordance with the pr set forth in 33 CFR 330.5(d)(2).

(b) *Contents of Pre-Construction Notification:* The PCN must be in writing and include the following information:

- (1) Name, address and telephone numbers of the prospective permittee;
- (2) Location of the proposed activity;
- (3) Identify the specific NWP or NWP(s) the prospective permittee wants to use to authorize the proposed activity;
- (4)
  - (i) A description of the proposed activity; the activity's purpose; direct and indirect adverse environmental effects the activity would cause, including the anticipated amount of loss of wetlands, other special aquatic sites, and other waters expected to result from the NWP activity, in acres, linear feet, or other appropriate unit of measure; a description of any proposed mitigation measures intended to reduce the adverse environmental effects caused by the proposed activity; and any other NWP(s), regional general permit(s), or individual permit(s) used or intended to be used to authorize any part of the proposed project or any related activity, including other separate and distant crossings for linear projects that require Department of the Army authorization but do not require pre-construction notification. The description of the proposed activity and any proposed mitigation measures should be sufficiently detailed to allow the district engineer to determine that the adverse environmental effects of the activity will be no more than minimal and to determine the need for compensatory mitigation or other mitigation measures.
  - (ii) For linear projects where one or more single and complete crossings require pre-construction notification, the PCN must include the quantity of anticipated losses of wetlands, other special aquatic sites, and other waters for each single and complete crossing of those wetlands, other special aquatic sites, and other waters (including those single and complete crossings authorized by an NWP but do not require PCNs). This information will be used by the district engineer to evaluate the cumulative adverse

## P-19

environmental effects of the proposed linear project and does not change those non-PCN NWP activities into NWP PCNs.

(iii) Sketches should be provided when necessary to show that the activity complies with the terms of the NWP. (Sketches usually clarify the activity and when provided results in a quicker decision. Sketches should contain sufficient detail to provide an illustrative description of the proposed activity (e.g., a conceptual plan), but do not need to be detailed engineering plans).

(5) The PCN must include a delineation of wetlands, other special aquatic sites, and other waters, such as lakes and ponds, and perennial and intermittent streams, on the project site. Wetland delineations must be prepared in accordance with the current method required by the Corps. The permittee may ask the Corps to delineate the special aquatic sites and other waters on the project site, but there may be a delay if the Corps does the delineation, especially if the project site is large or contains many wetlands, other special aquatic sites, and other waters. Furthermore, the 45-day period will not start until the delineation has been submitted to or completed by the Corps, as appropriate.

(6) If the proposed activity will result in the loss of greater than 1/10-acre of wetlands or 3/100-acre of stream bed and a PCN is required, the prospective permittee must submit a statement describing how the mitigation requirement will be satisfied, or explaining why the adverse environmental effects are no more than minimal and why compensatory mitigation should not be required. As an alternative, the prospective permittee may submit a conceptual or detailed mitigation plan.

(7) For non-federal permittees, if any listed species (or species proposed for listing) or designated critical habitat (or critical habitat proposed for such designation) might be affected or is in the vicinity of the activity, or if the activity is located in designated critical habitat (or critical habitat proposed for such designation), the PCN must include the name(s) of those endangered or threatened species (or species proposed for listing) that might be affected by the proposed activity or utilize the designated critical habitat (or critical habitat proposed for such designation) that might be affected by the proposed activity. For NWP activities that require pre-construction notification, Federal permittees must provide documentation demonstrating compliance with the Endangered Species Act.

(8) For non-federal permittees, if the NWP activity might have the potential to cause effects to a historic property listed on, determined to be eligible for listing on, or potentially eligible for listing on, the National Register of Historic Places, the PCN must state which historic property might have the potential to be affected by the proposed activity or include a vicinity map indicating the location of the historic property. For NWP activities that require pre-construction notification, Federal permittees must provide documentation demonstrating compliance with section 106 of the National Historic Preservation Act.

(9) For an activity that will occur in a component of the National Wild and Scenic River System, or in a river officially designated by Congress as a "study river" for possible inclusion in the system while the river is in an official study status, the PCN must identify the Wild and Scenic River or the "study river" (see general condition 16); and

(10) For an NWP activity that requires permission from, or review by, the Corps pursuant to 33 U.S.C. 408 because it will alter or temporarily or permanently occupy or use a U.S. Army Corps of Engineers federally authorized civil works project, the pre-construction notification must include a statement confirming that the project proponent has submitted a

written request for section 408 permission from, or review by, the Corps office having jurisdiction over that USACE project.

(c) *Form of Pre-Construction Notification:* The nationwide permit pre-construction notification form (Form ENG 6082) should be used for NWP PCNs. A letter containing the required information may also be used. Applicants may provide electronic files of PCNs and supporting materials if the district engineer has established tools and procedures for electronic submittals.

(d) *Agency Coordination:*

(1) The district engineer will consider any comments from Federal and state agencies concerning the proposed activity's compliance with the terms and conditions of the NWPs and the need for mitigation to reduce the activity's adverse environmental effects so that they are no more than minimal.

(2) Agency coordination is required for:

(i) All NWP activities that require pre-construction notification and result in the loss of greater than 1/2-acre of waters of the United States;

(ii) NWP 13 activities in excess of 500 linear feet, fills greater than one cubic yard per running foot, or involve discharges of dredged or fill material into special aquatic sites; and

(iii) NWP 54 activities in excess of 500 linear feet, or that extend into the waterbody more than 30 feet from the mean low water line in tidal waters or the ordinary high water mark in the Great Lakes.

(3) When agency coordination is required, the district engineer will immediately provide (e.g., via email, facsimile transmission, overnight mail, or other expeditious manner) a copy of the complete PCN to the appropriate Federal or state offices (FWS, state natural resource or water quality agency, EPA, and, if appropriate, the NMFS). With the exception of NWP 37, these agencies will have 10 calendar days from the date the material is transmitted to notify the district engineer via telephone, facsimile transmission, or email that they intend to provide substantive, site-specific comments. The comments must explain why the agency believes the adverse environmental effects will be more than minimal. If so, contacted by an agency, the district engineer will wait an additional 15 calendar days before making a decision on the pre-construction notification. The district engineer will fully consider agency comments received within the specified time frame concerning the proposed activity's compliance with the terms and conditions of the NWPs, including the need for mitigation to ensure that the net adverse environmental effects of the proposed activity are no more than minimal. The district engineer will provide no response to the resource agency, except as provided below. The district engineer will indicate in the administrative record associated with each pre-construction notification that the resource agencies' concerns were considered. For NWP 37, the emergency watershed protection and rehabilitation activity may proceed immediately in cases where there is an unacceptable hazard to life or a significant loss of property or economic hardship will occur. The district engineer will consider any comments received to decide whether the NWP 37 authorization should be modified, suspended, or revoked in accordance with the procedures at 33 CFR 330.5.

(4) In cases of where the prospective permittee is not a Federal agency, the district engineer will provide a response to NMFS within 30 calendar days of receipt of any Essential Fish Habitat conservation recommendations, as required by section 305(b)(4)(B) of the Magnuson-Stevens Fishery Conservation and Management Act.

(5) Applicants are encouraged to provide the Corps with either electronic files or multiple copies of pre-construction notifications to expedite agency coordination.

## **DISTRICT ENGINEER'S DECISION**

1. In reviewing the PCN for the proposed activity, the district engineer will determine whether the activity authorized by the NWP will result in more than minimal individual or cumulative adverse environmental effects or may be contrary to the public interest. If a project proponent requests authorization by a specific NWP, the district engineer should issue the NWP verification for that activity if it meets the terms and conditions of that NWP, unless he or she determines, after considering mitigation, that the proposed activity will result in more than minimal individual and cumulative adverse effects on the aquatic environment and other aspects of the public interest and exercises discretionary authority to require an individual permit for the proposed activity. For a linear project, this determination will include an evaluation of the single and complete crossings of waters of the United States that require PCNs to determine whether they individually satisfy the terms and conditions of the NWP(s), as well as the cumulative effects caused by all of the crossings of waters of the United States authorized by an NWP. If an applicant requests a waiver of an applicable limit, as provided for in NWPs 13, 36, or 54, the district engineer will only grant the waiver upon a written determination that the NWP activity will result in only minimal individual and cumulative adverse environmental effects.

2. When making minimal adverse environmental effects determinations the district engineer will consider the direct and indirect effects caused by the NWP activity. He or she will also consider the cumulative adverse environmental effects caused by activities authorized by an NWP and whether those cumulative adverse environmental effects are no more than minimal. The district engineer will also consider site specific factors, such as the environmental setting in the vicinity of the NWP activity, the type of resource that will be affected by the NWP activity, the functions provided by the aquatic resources that will be affected by the NWP activity, the degree or magnitude to which the aquatic resources perform those functions, the extent that aquatic resource functions will be lost as a result of the NWP activity (e.g., partial or complete loss), the duration of the adverse effects (temporary or permanent), the importance of the aquatic resource functions to the region (e.g., watershed or ecoregion), and mitigation required by the district engineer. If an appropriate functional or condition assessment method is available and practicable to use, that assessment method may be used by the district engineer to assist in the minimal adverse environmental effects determination. The district engineer may add case-specific special conditions to the NWP authorization to address site-specific environmental concerns.

3. If the proposed activity requires a PCN and will result in a loss of greater than 1/10-acre of wetlands or 3/100-acre of stream bed, the prospective permittee should submit a mitigation proposal with the PCN. Applicants may also propose compensatory mitigation for NWP activities with smaller impacts, or for impacts to other types of waters. The district engineer will consider any proposed compensatory mitigation or other mitigation measures the applicant has included in the proposal in determining whether the net adverse environmental effects of the proposed activity are no more than minimal. The compensatory mitigation proposal may be either conceptual or detailed. If the district engineer determines that the activity complies with

the terms and conditions of the NWP and that the adverse environmental effects are no more than minimal, after considering mitigation, the district engineer will notify the permittee and include any activity-specific conditions in the NWP verification the district engineer deems necessary. Conditions for compensatory mitigation requirements must comply with the appropriate provisions at 33 CFR 332.3(k). The district engineer must approve the final mitigation plan before the permittee commences work in waters of the United States, unless the district engineer determines that prior approval of the final mitigation plan is not practicable or not necessary to ensure timely completion of the required compensatory mitigation. If the prospective permittee elects to submit a compensatory mitigation plan with the PCN, the district engineer will expeditiously review the proposed compensatory mitigation plan. The district engineer must review the proposed compensatory mitigation plan within 45 calendar days of receiving a complete PCN and determine whether the proposed mitigation would ensure that the NWP activity results in no more than minimal adverse environmental effects. If the net adverse environmental effects of the NWP activity (after consideration of the mitigation proposal) are determined by the district engineer to be no more than minimal, the district engineer will provide a timely written response to the applicant. The response will state that the NWP activity can proceed under the terms and conditions of the NWP, including any activity-specific conditions added to the NWP authorization by the district engineer.

4. If the district engineer determines that the adverse environmental effects of the proposed activity are more than minimal, then the district engineer will notify the applicant either:

(a) That the activity does not qualify for authorization under the NWP and instruct the applicant on the procedures to seek authorization under an individual permit;

(b) that the activity is authorized under the NWP subject to the applicant's submission of a mitigation plan that would reduce the adverse environmental effects so that they are no more than minimal; or

(c) that the activity is authorized under the NWP with specific modifications or conditions. Where the district engineer determines that mitigation is required to ensure no more than minimal adverse environmental effects, the activity will be authorized within the 45-day PCN period (unless additional time is required to comply with general conditions 18, 20, and/or 31), with activity-specific conditions that state the mitigation requirements. The authorization will include the necessary conceptual or detailed mitigation plan or a requirement that the applicant submit a mitigation plan that would reduce the adverse environmental effects so that they are no more than minimal. When compensatory mitigation is required, no work in waters of the United States may occur until the district engineer has approved a specific mitigation plan or has determined that prior approval of a final mitigation plan is not practicable or not necessary to ensure timely completion of the required compensatory mitigation.

## **FURTHER INFORMATION**

1. District engineers have authority to determine if an activity complies with the terms and conditions of an NWP.
2. NWPs do not obviate the need to obtain other federal, state, or local permits, approvals, or authorizations required by law.
3. NWPs do not grant any property rights or exclusive privileges.
4. NWPs do not authorize any injury to the property or rights of others.
5. NWPs do not authorize interference with any existing or proposed Federal project (see general condition 31).

## DEFINITIONS

Best management practices (BMPs): Policies, practices, procedures, or structures implemented to mitigate the adverse environmental effects on surface water quality resulting from development. BMPs are categorized as structural or non-structural.

Compensatory mitigation: The restoration (re-establishment or rehabilitation), establishment (creation), enhancement, and/or in certain circumstances preservation of aquatic resources for the purposes of offsetting unavoidable adverse impacts which remain after all appropriate and practicable avoidance and minimization has been achieved.

Currently serviceable: Useable as is or with some maintenance, but not so degraded as to essentially require reconstruction.

Direct effects: Effects that are caused by the activity and occur at the same time and place.

Discharge: The term “discharge” means any discharge of dredged or fill material into waters of the United States.

Ecological reference: A model used to plan and design an aquatic habitat and riparian area restoration, enhancement, or establishment activity under NWP 27. An ecological reference may be based on the structure, functions, and dynamics of an aquatic habitat type or a riparian area type that currently exists in the region where the proposed NWP 27 activity is located. Alternatively, an ecological reference may be based on a conceptual model for the aquatic habitat type or riparian area type to be restored, enhanced, or established as a result of the proposed NWP 27 activity. An ecological reference takes into account the range of variation of the aquatic habitat type or riparian area type in the region.

Enhancement: The manipulation of the physical, chemical, or biological characteristics of an aquatic resource to heighten, intensify, or improve a specific aquatic resource function(s). Enhancement results in the gain of selected aquatic resource function(s), but may also lead to a decline in other aquatic resource function(s). Enhancement does not result in a gain in aquatic resource area.

Establishment (creation): The manipulation of the physical, chemical, or biological characteristics present to develop an aquatic resource that did not previously exist at an upland site. Establishment results in a gain in aquatic resource area.

High Tide Line: The line of intersection of the land with the water’s surface at the maximum height reached by a rising tide. The high tide line may be determined, in the absence of actual data, by a line of oil or scum along shore objects, a more or less continuous deposit of fine shell or debris on the foreshore or berm, other physical markings or characteristics, vegetation lines, tidal gages, or other suitable means that delineate the general height reached by a rising tide. The line encompasses spring high tides and other high tides that occur with periodic frequency but does not include storm surges in which there is a departure from the normal or predicted reach of the tide due to the piling up of water against a coast by strong winds such as those accompanying a hurricane or other intense storm.

Historic Property: Any prehistoric or historic district, site (including archaeological site), building, structure, or other object included in, or eligible for inclusion in, the National

## P-24

Nationwide Permit 3 - Activities, Regional Conditions, General Conditions, and Definitions

Register of Historic Places maintained by the Secretary of the Interior. This term includes artifacts, records, and remains that are related to and located within such properties. The term includes properties of traditional religious and cultural importance to an Indian tribe or Native Hawaiian organization and that meet the National Register criteria (36 CFR part 60).

Independent utility: A test to determine what constitutes a single and complete non-linear project in the Corps Regulatory Program. A project is considered to have independent utility if it would be constructed absent the construction of other projects in the project area. Portions of a multi-phase project that depend upon other phases of the project do not have independent utility. Phases of a project that would be constructed even if the other phases were not built can be considered as separate single and complete projects with independent utility.

Indirect effects: Effects that are caused by the activity and are later in time or farther removed in distance but are still reasonably foreseeable.

Loss of waters of the United States: Waters of the United States that are permanently adversely affected by filling, flooding, excavation, or drainage because of the regulated activity. The loss of stream bed includes the acres of stream bed that are permanently adversely affected by filling or excavation because of the regulated activity. Permanent adverse effects include permanent discharges of dredged or fill material that change an aquatic area to dry land, increase the bottom elevation of a waterbody, or change the use of a waterbody. The acreage of loss of waters of the United States is a threshold measurement of the impact to jurisdictional waters or wetlands for determining whether a project may qualify for an NWP; it is not a net threshold that is calculated after considering compensatory mitigation that may be used to offset losses of aquatic functions and services. Waters of the United States temporarily filled, flooded, excavated, or drained, but restored to pre-construction contours and elevations after construction, are not included in the measurement of loss of waters of the United States. Impacts resulting from activities that do not require Department of the Army authorization, such as activities eligible for exemptions under section 404(f) of the Clean Water Act, are not considered when calculating the loss of waters of the United States.

Navigable waters: Waters subject to section 10 of the Rivers and Harbors Act of 1899. These waters are defined at 33 CFR part 329.

Non-tidal wetland: A non-tidal wetland is a wetland that is not subject to the ebb and flow of tidal waters. Non-tidal wetlands contiguous to tidal waters are located landward of the high tide line (i.e., spring high tide line).

Open water: For purposes of the NWPs, an open water is any area that in a year with normal patterns of precipitation has water flowing or standing above ground to the extent that an ordinary high water mark can be determined. Aquatic vegetation within the area of flowing or standing water is either non-emergent, sparse, or absent. Vegetated shallows are considered to be open waters. Examples of "open waters" include rivers, streams, lakes, and ponds.

Ordinary High Water Mark: The term ordinary high water mark means that line on the shore established by the fluctuations of water and indicated by physical characteristics such as a clear, natural line impressed on the bank, shelving, changes in the character of soil, destruction of terrestrial vegetation, the presence of litter and debris, or other appropriate means that consider the characteristics of the surrounding areas.

Perennial stream: A perennial stream has surface water flowing continuously year-round during a typical year.

## P-25

Nationwide Permit 3 - Activities, Regional Conditions, General Conditions, and Definitions

**Practicable:** Available and capable of being done after taking into consideration cost, existing technology, and logistics in light of overall project purposes.

**Pre-construction notification:** A request submitted by the project proponent to the Corps for confirmation that a particular activity is authorized by nationwide permit. The request may be a permit application, letter, or similar document that includes information about the proposed work and its anticipated environmental effects. Pre-construction notification may be required by the terms and conditions of a nationwide permit, or by regional conditions. A pre-construction notification may be voluntarily submitted in cases where pre-construction notification is not required and the project proponent wants confirmation that the activity is authorized by nationwide permit.

**Preservation:** The removal of a threat to, or preventing the decline of, aquatic resources by an action in or near those aquatic resources. This term includes activities commonly associated with the protection and maintenance of aquatic resources through the implementation of appropriate legal and physical mechanisms. Preservation does not result in a gain of aquatic resource area or functions.

**Re-establishment:** The manipulation of the physical, chemical, or biological characteristics of a site with the goal of returning natural/historic functions to a former aquatic resource. Re-establishment results in rebuilding a former aquatic resource and results in a gain in aquatic resource area and functions.

**Rehabilitation:** The manipulation of the physical, chemical, or biological characteristics of a site with the goal of repairing natural/historic functions to a degraded aquatic resource. Rehabilitation results in a gain in aquatic resource function but does not result in a gain in aquatic resource area.

**Restoration:** The manipulation of the physical, chemical, or biological characteristics of a site with the goal of returning natural/historic functions to a former or degraded aquatic resource. For the purpose of tracking net gains in aquatic resource area, restoration is divided into two categories: Re-establishment and rehabilitation.

**Riffle and pool complex:** Riffle and pool complexes are special aquatic sites under the 404(b)(1) Guidelines. Riffle and pool complexes sometimes characterize steep gradient sections of streams. Such stream sections are recognizable by their hydraulic characteristics. The rapid movement of water over a coarse substrate in riffles results in a rough flow, a turbulent surface, and high dissolved oxygen levels in the water. Pools are deeper areas associated with riffles. A slower stream velocity, a streaming flow, a smooth surface, and a finer substrate characterize pools.

**Riparian areas:** Riparian areas are lands next to streams, lakes, and estuarine-marine shorelines. Riparian areas are transitional between terrestrial and aquatic ecosystems, through which surface and subsurface hydrology connects riverine, lacustrine, estuarine, and marine waters with their adjacent wetlands, non-wetland waters, or uplands. Riparian areas provide a variety of ecological functions and services and help improve or maintain local water quality. (See general condition 23.)

**Shellfish seeding:** The placement of shellfish seed and/or suitable substrate to increase shellfish production. Shellfish seed consists of immature individual shellfish or individual shellfish attached to shells or shell fragments (i.e., spat on shell). Suitable substrate may

## P-26

consist of shellfish shells, shell fragments, or other appropriate materials placed into waters for shellfish habitat.

Single and complete linear project: A linear project is a project constructed for the purpose of getting people, goods, or services from a point of origin to a terminal point, which often involves multiple crossings of one or more waterbodies at separate and distant locations. The term “single and complete project” is defined as that portion of the total linear project proposed or accomplished by one owner/developer or partnership or other association of owners/developers that includes all crossings of a single water of the United States (i.e., a single waterbody) at a specific location. For linear projects crossing a single or multiple waterbodies several times at separate and distant locations, each crossing is considered a single and complete project for purposes of NWP authorization. However, individual channels in a braided stream or river, or individual arms of a large, irregularly shaped wetland or lake, etc., are not separate waterbodies, and crossings of such features cannot be considered separately.

Single and complete non-linear project: For non-linear projects, the term “single and complete project” is defined at 33 CFR 330.2(i) as the total project proposed or accomplished by one owner/developer or partnership or other association of owners/developers. A single and complete non-linear project must have independent utility (see definition of “independent utility”). Single and complete non-linear projects may not be “piecemealed” to avoid the limits in an NWP authorization.

Stormwater management: Stormwater management is the mechanism for controlling stormwater runoff for the purposes of reducing downstream erosion, water quality degradation, and flooding and mitigating the adverse effects of changes in land use on the aquatic environment.

Stormwater management facilities: Stormwater management facilities are those facilities, including but not limited to, stormwater retention and detention ponds and best management practices, which retain water for a period of time to control runoff and/or improve the quality (i.e., by reducing the concentration of nutrients, sediments, hazardous substances and other pollutants) of stormwater runoff.

Stream bed: The substrate of the stream channel between the ordinary high water marks. The substrate may be bedrock or inorganic particles that range in size from clay to boulders. Wetlands contiguous to the stream bed, but outside of the ordinary high water marks, are not considered part of the stream bed.

Stream channelization: The manipulation of a stream’s course, condition, capacity, or location that causes more than minimal interruption of normal stream processes. A channelized jurisdictional stream remains a water of the United States.

Structure: An object that is arranged in a definite pattern of organization. Examples of structures include, without limitation, any pier, boat dock, boat ramp, wharf, dolphin, weir, boom, breakwater, bulkhead, revetment, riprap, jetty, artificial island, artificial reef, permanent mooring structure, power transmission line, permanently moored floating vessel, piling, aid to navigation, or any other manmade obstacle or obstruction.

Tidal wetland: A tidal wetland is a jurisdictional wetland that is inundated by tidal waters. Tidal waters rise and fall in a predictable and measurable rhythm or cycle due to the gravitational pulls of the moon and sun. Tidal waters end where the rise and fall of the water surface can no

## P-27

Nationwide Permit 3 - Activities, Regional Conditions, General Conditions, and Definitions

longer be practically measured in a predictable rhythm due to masking by other waters, wind, or other effects. Tidal wetlands are located channelward of the high tide line.

Tribal lands: Any lands title to which is either: (1) Held in trust by the United States for the benefit of any Indian tribe or individual; or (2) held by any Indian tribe or individual subject to restrictions by the United States against alienation.

Tribal rights: Those rights legally accruing to a tribe or tribes by virtue of inherent sovereign authority, unextinguished aboriginal title, treaty, statute, judicial decisions, executive order or agreement, and that give rise to legally enforceable remedies.

Vegetated shallows: Vegetated shallows are special aquatic sites under the 404(b)(1) Guidelines. They are areas that are permanently inundated and under normal circumstances have rooted aquatic vegetation, such as seagrasses in marine and estuarine systems and a variety of vascular rooted plants in freshwater systems.

Waterbody: For purposes of the NWP's, a waterbody is a "water of the United States." If a wetland is adjacent to a waterbody determined to be a water of the United States, that waterbody and any adjacent wetlands are considered together as a single aquatic unit (see 33 CFR 328.4(c)(2)).

## REGIONAL CONDITIONS:

The following Regional Conditions have been approved by the Wilmington District for the Nationwide Permits (NWP) published in the January 13, 2021, and December 27, 2021, *Federal Register* (86 FR 2744 and 86 FR 73522) announcing the reissuance of 52 existing (NWP) and five new NWP, as well as the reissuance of NWP general conditions and definitions with some modifications.

### A. EXCLUDED WATER AND/OR AREAS

The Corps has identified waters that will be excluded from the use of all NWP's during certain timeframes. These waters are:

1. **Anadromous Fish Spawning Areas.** Work in waters of the U.S. designated by either the North Carolina Division of Marine Fisheries (NCDMF) or the North Carolina Wildlife Resources Commission (NCWRC) as anadromous fish spawning areas are prohibited from February 15th through June 30th, without prior written approval from the Corps and the appropriate wildlife agencies (NCDMF, NCWRC and/or the National Marine Fisheries Service (NMFS)). Work in waters of the U.S. designated by NCWRC as primary nursery areas in inland waters are prohibited from February 15th through September 30th, without prior written approval from the Corps and the appropriate wildlife agencies. Work in waters of the U.S. designated by NCDMF as primary nursery areas shall be coordinated with NCDMF prior to being authorized by this NWP. Coordination with NCDMF may result in a required construction moratorium during periods of significant biological productivity or critical life stages.
2. **Trout Waters Moratorium.** Work in waters of the U.S. in the designated trout watersheds of North Carolina are prohibited from October 15th through April 15th without prior written approval from the NCWRC, or from the Eastern Band of Cherokee Indians (EBCI) Fisheries and Wildlife Management (FWM) office if the project is located on EBCI trust land. (See Section C.3. below for information on the designated trout watersheds).
3. **Sturgeon Spawning Areas.** No in-water work shall be conducted in waters of the U.S. designated by the National Marine Fisheries Service as Atlantic sturgeon critical habitat from February 1st through June 30th. No in-water work shall be conducted in waters of the U.S. in the Roanoke River designated as Atlantic sturgeon critical habitat from February 1st through June 30th, and August 1st through October 31st, without prior written approval from NMFS.
4. **Submerged Aquatic Vegetation.** Impacts to Submerged Aquatic Vegetation (SAV) are not authorized by any NWP, except NWP 48, NWP 55 and NWP 56, unless Essential Fish Habitat (EFH) consultation has been completed pursuant to the Magnuson-Stevens Fisheries Conservation and Management Act (Magnuson-Stevens Act). Permittees shall submit a PCN (See NWP General Condition 32) to the District Engineer prior to commencing the activity if the project would affect SAV. The permittee may not begin work until notified by the Corps that the requirements of the Magnuson-Stevens Act have been satisfied and that the activity is verified.

### B. REGIONAL CONDITIONS APPLICABLE TO ALL NWP's

1. **Critical Habitat in Western NC.** For proposed activities within waters of the U.S. that require a Pre-Construction Notification (PCN) and are located in the thirteen counties listed below, permittees must provide a copy of the PCN to the U.S. Fish and Wildlife Service (USFWS), 160 Zillicoa Street, Asheville, North Carolina 28801 and the Corps Asheville Regulatory Field Office. Please see General Condition 18 for specific PCN requirements

## P-29

Nationwide Permit 3 - Activities, Regional Conditions, General Conditions, and Definitions

related to the Endangered Species Act and the below website for information on the location of designated critical habitat.

Counties with tributaries that drain to designated critical habitat that require notification to the Asheville U.S. Fish and Wildlife Service: Avery, Cherokee, Graham, Haywood, Henderson, Jackson, Macon, Mecklenburg, Mitchell, Swain, Transylvania, Union and Yancey.

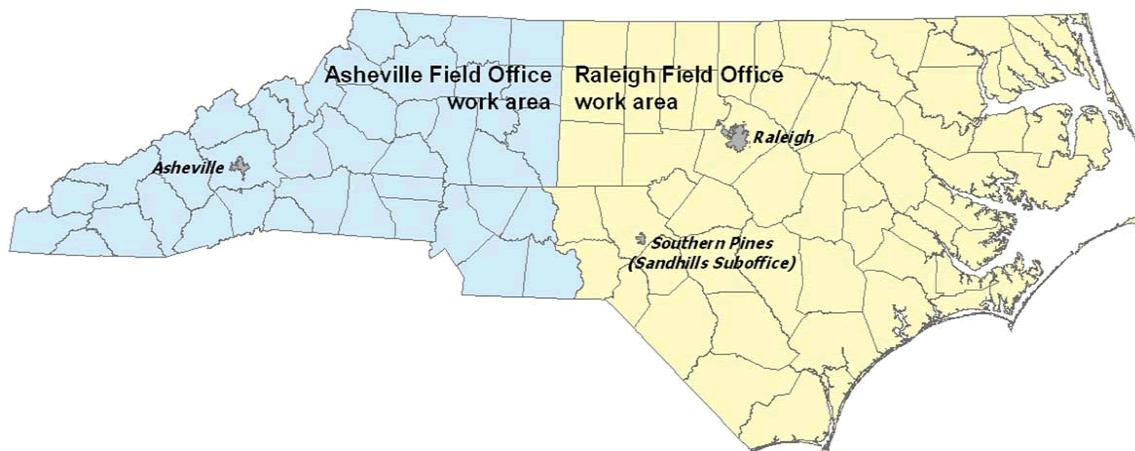
Website and office addresses for Endangered Species Act Information:

The Wilmington District has developed the following website for permittees which provides guidelines on how to review linked websites and maps in order to fulfill NWP General Condition 18 (Endangered Species) requirements:

<http://www.saw.usace.army.mil/Missions/RegulatoryPermitProgram/AgencyCoordination/ESA.aspx>.

Permittees who do not have internet access may contact the appropriate U.S. Fish and Wildlife Service offices listed below or Corps at (910) 251-4850.

Below is a map of the USFWS Field Office Boundaries:



Asheville U.S. Fish and Wildlife Service Office counties: All counties west of and including Anson, Stanly, Davidson, Forsythe and Stokes Counties.

U.S. Fish and Wildlife Service  
Asheville Field Office  
160 Zillicoa Street  
Asheville, NC 28801  
Telephone: (828) 258-3939

Raleigh U.S. Fish and Wildlife Service Office counties: All counties east of and including Richmond, Montgomery, Randolph, Guilford, and Rockingham Counties.

U.S. Fish and Wildlife Service  
Raleigh Field Office  
Post Office Box 33726  
Raleigh, NC 27636-3726  
Telephone: (919) 856-4520

# P-30

2. **Special Designation Waters.** Prior to the use of any NWP that involves a discharge of dredged or fill material in any of the following identified waters and/or adjacent wetlands in North Carolina, permittees shall submit a PCN to the District Engineer prior to commencing the activity (see General Condition 32). The North Carolina waters and wetlands that require additional PCN requirements are:

“Primary Nursery Areas” (PNA), including inland PNA, as designated by the North Carolina Marine Fisheries Commission and/or the North Carolina Wildlife Resources Commission. The definition of and designated PNA waters can be found in the North Carolina State Administrative Code at Title 15A, Subchapters 3R and 10C (15A NCAC 03R .0103; 15A NCAC 10C .0502; and 15A NCAC 10C .0503) and at the following web pages:

- <http://reports.oah.state.nc.us/ncac/title%2015a%20-%20environmental%20quality/chapter%2003%20-%20marine%20fisheries/subchapter%20r/15a%20ncac%2003r%20.0103.pdf>
- <http://reports.oah.state.nc.us/ncac/title%2015a%20-%20environmental%20quality/chapter%2010%20-%20wildlife%20resources%20and%20water%20safety/subchapter%20c/15a%20ncac%2010c%20.0502.pdf>
- <http://reports.oah.state.nc.us/ncac/title%2015a%20-%20environmental%20quality/chapter%2010%20-%20wildlife%20resources%20and%20water%20safety/subchapter%20c/15a%20ncac%2010c%20.0503.pdf>

3. **Trout Waters.** Prior to any discharge of dredge or fill material into streams, waterbodies or wetlands within the 294 designated trout watersheds of North Carolina, the permittee shall submit a PCN (see General Condition 32) to the District Engineer prior to commencing the activity. The permittee shall also provide a copy of the PCN to the appropriate NCWRC office, or to the EBCI FWM Office (if the project is located on EBCI trust land), to facilitate the determination of any potential impacts to designated Trout Waters.

NCWRC and NC Trout Watersheds:

NCWRC Contact**	Counties that are entirely within Trout Watersheds*	Counties that are partially within Trout Watersheds*
-----------------	---	--

# P-31

Nationwide Permit 3 - Activities, Regional Conditions, General Conditions, and Definitions

Mountain Coordinator 645 Fish Hatchery Rd., Building B Marion, NC 28752 828-803- 6054  For NCDOT Projects:  NCDOT Coordinator 12275 Swift Rd. Oakboro, NC 28129 704-984- 1070	Alleghany Ashe Avery Graham Haywood	Jackson Macon Swain Transylvania Watauga	Burke Buncombe Caldwell Cherokee Clay Henderson Madison	McDowell Mitchell Polk Rutherford Surry Wilkes Yancey
<b>EBCI Contact**</b>	<b>Counties that are within Trout Watersheds*</b>			
Office of Natural Resources P.O. Box 1747, Cherokee, NC 28719 (828) 359-6113	Qualla Boundary and non- contiguous tracts of trust land located in portions of Swain, Jackson, Haywood, Graham and Cherokee Counties.			

\*NOTE: To determine PCN requirements, contact the Corps Asheville Regulatory Field Office at (828) 271-7980 or view maps showing trout watersheds in each County at the following webpage: <http://www.saw.usace.army.mil/Missions/Regulatory-Permit-Program/Agency-Coordination/Trout/>.

\*\*If a project is located on EBCI trust land, submit the PCN in accordance with Regional Condition C.16. Contact the Corps Asheville Regulatory Field Office at (828) 271-7980 with questions.

4. **Western NC Waters and Corridors.** The permittee shall submit a PCN (see General Condition 32) to the District Engineer prior to commencing the activity in waters of the U.S. if the activity will occur within any of the following identified waters in western North Carolina, within 0.5 mile on either side of these waters, or within 0.75 mile of the Little Tennessee River, as measured from the top of the bank of the respective water (i.e., river, stream, or creek):

Brasstown Creek  
Burningtown Creek

## P-32

Nationwide Permit 3 - Activities, Regional Conditions, General Conditions, and Definitions

Cane River  
Caney Fork  
Cartoogechaye Creek  
Chattooga River  
Cheoah River  
Cowee Creek  
Cullasaja River  
Deep Creek  
Ellijay Creek  
French Broad River  
Garden Creek  
Hiwassee River  
Hominy Creek  
Iotla Creek  
Little Tennessee River (within the river or within 0.75 mile on either side of this river)  
Nantahala River  
Nolichucky River  
North Fork French Broad River  
North Toe River  
Nottley River  
Oconaluftee River (portion not located on trust/EBCI land)  
Peachtree Creek  
Shooting Creek  
Snowbird Creek  
South Toe River  
Stecoah Creek  
Swannanoa River  
Sweetwater Creek  
Tuckasegee River (also spelled Tuckaseegee or Tuckaseigee)  
Valley River  
Watauga Creek  
Watauga River  
Wayah Creek  
West Fork French Broad River

To determine PCN requirements, contact the Corps Asheville Regulatory Field Office at (828) 271-7980 or view maps for all corridors at the following webpage:

<http://www.saw.usace.army.mil/Missions/Regulatory-Permit-Program/Agency-Coordination/Designated-Special-Waters.aspx>.

5. **Limitation of Loss of Stream Bed.** NWP's may not be used for activities that may result in the loss of more than 0.05 acres of stream bed, except for NWP 32.
6. **Pre-Construction Notification for Loss of Stream Bed Exceeding 0.02 acres.** The permittee shall submit a PCN to the District Engineer prior to commencing the activity (see General Condition 32) prior to the use of any NWP for any activity that results in the loss of more than 0.02 acres of stream bed. This applies to NWP's that do not have PCN requirements as well as those NWP's that require a PCN.
7. **Mitigation for Loss of Stream Bed.** For any NWP that results in a loss of more than 0.02 acres of stream bed, the permittee shall provide a mitigation proposal to compensate for more than minimal individual and cumulative adverse impacts to the aquatic environment, unless the

## P-33

District Engineer determines in writing that either some other form of mitigation would be more environmentally appropriate or the adverse effects of the proposed activity are minimal. For stream bed losses of 0.02 acres or less that require a PCN, the District Engineer may determine, on a case-by-case basis, that compensatory mitigation is required to ensure that the activity results in minimal adverse effect on the aquatic environment.

8. **Riprap.** For all NWP's that allow for the use of riprap material for bank stabilization, the following conditions shall be applied:

a. Filter cloth must be placed underneath the riprap as an additional requirement of its use in North Carolina waters. The placement of filter fabric is not required if the riprap will be pushed or "keyed" into the bank of the waterbody. A waiver from the specifications in this Regional Condition must be requested in writing.

b. Riprap shall be placed only on the stream banks, or, if it is necessary to be placed in the stream bed, the finished top elevation of the riprap should not exceed that of the original stream bed.

9. **Culvert Placement.** For all NWP's that allow for culvert placement, the following conditions shall be applied:

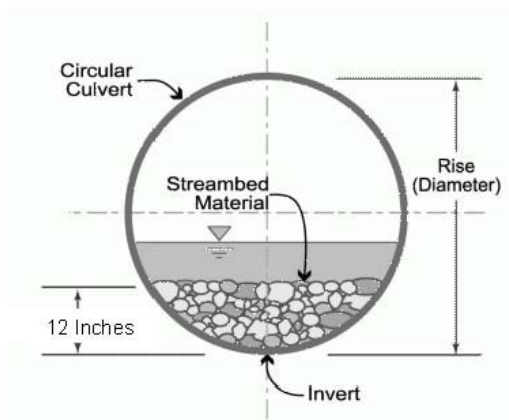
a. For all NWP's that involve the construction/installation of culverts, measures shall be included in the construction/installation that will promote the safe passage of fish and other aquatic organisms

Placement of culverts and other structures in streams shall be below the elevation of the streambed by one foot for all culverts with a diameter greater than 48 inches, and 20% of the culvert diameter for culverts having a diameter less than or equal to 48 inches. If the culvert outlet is submerged within a pool or scour hole and designed to provide for aquatic passage, then culvert burial into the streambed is not required.

Culvert burial is not required for structures less than 72 inch diameter/width, where the slope of the culvert will be greater than 2.5%, provided that all alternative options for flattening the slope have been investigated and aquatic life movement/connectivity has been provided when possible (e.g., rock ladders, cross vanes, sills, baffles etc.). Culvert burial is not required when bedrock is present in culvert locations.

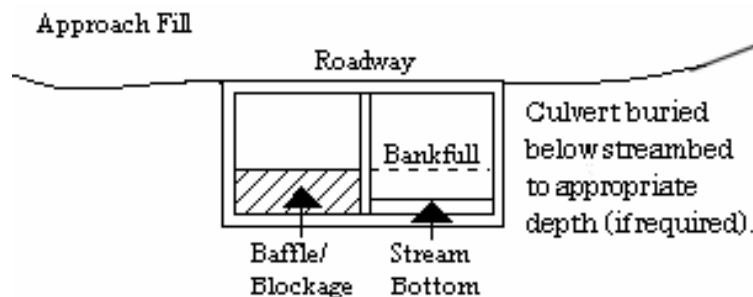
Installation of culverts in wetlands shall ensure continuity of water movement and be designed to adequately accommodate high water or flood conditions. When roadways, causeways, or other fill projects are constructed across FEMA-designated floodways or wetlands, openings such as culverts or bridges shall be provided to maintain the natural hydrology of the system as well as prevent constriction of the floodway that may result in destabilization of streams or wetlands.

# P-34



A waiver from the depth specifications in this condition may be requested, in writing, by the permittee and issued by the Corp. This waiver request must be specific as to the reason(s) for the request. The waiver will be issued if it can be demonstrated that the proposed design would result in less impacts to the aquatic environment. Culverts placed across wetland fills purely for the purposes of equalizing surface water do not have to be buried, but the culverts must be of adequate size and/or number to ensure unrestricted transmission of water.

b. Bank-full flows (or less) shall be accommodated through maintenance of the existing bank-full channel cross sectional area. Additional culverts or culvert barrels at such crossings shall be allowed only to receive bank-full flows.



c. Culverts shall be designed and installed in such a manner that the original stream profiles are not altered and allow for aquatic life movement during low flows. The dimension, pattern, and profile of the stream above and below a pipe or culvert shall not be modified by widening the stream channel or by reducing the depth of the stream in connection with the construction activity. The width, height, and gradient of a proposed culvert shall be such as to pass the average historical low flow and spring flow without adversely altering flow velocity. If the width of the culvert is wider than the stream channel, the culvert shall include multiple boxes/pipes, baffles, benches and/or sills to maintain the natural width of the stream channel. If multiple culverts/pipes/barrels are used, low flows shall be accommodated in one culvert/pipe and additional culverts/pipes shall be installed such that they receive only flows above bankfull.

10. **Utility Lines.** For all NWP that allow for the construction and installation of utility lines, the following conditions shall be applied:

a. Utility lines consisting of aerial electric power transmission lines crossing navigable waters of the U.S. (which are defined at 33 CFR part 329) must comply with the applicable minimum clearances specified in 33 CFR 322.5(i).

b. The work area authorized by this permit, including temporary and/or permanent fills, will be minimized to the greatest extent practicable. Justification for work corridors exceeding forty (40) feet in width is required and will be based on pipeline diameter and length, size of equipment required to construct the utility line, and other construction information deemed necessary to support the request. The permittee is required to provide this information to the Corps with the initial PCN package.

c. A plan to restore and re-vegetate wetland areas cleared for construction must be submitted with the required PCN. Cleared wetland areas shall be re-vegetated, as appropriate, with species of canopy, shrub, and herbaceous species. The permittee shall not use fescue grass or any other species identified as invasive or exotic species by the NC Native Plant Society (NCNPS): <https://ncwildflower.org/invasive-exotic-species-list/>.

d. Any permanently maintained corridor along the utility right of way within forested wetlands shall be considered a loss of aquatic function. A compensatory mitigation plan will be required for all such impacts associated with the requested activity if the activity requires a PCN and the cumulative total of permanent conversion of forested wetlands exceeds 0.1 acres, unless the District Engineer determines in writing that either some other form of mitigation would be more environmentally appropriate or the adverse effects of the proposed activity are minimal.

Where permanently maintained corridor within forested wetlands is 0.1 acres or less, the District Engineer may determine, on a case-by-case basis, that compensatory mitigation is required to ensure that the activity results in minimal adverse effects on the aquatic environment.

e. When directional boring or horizontal directional drilling (HDD) under waters of the U.S., including wetlands, permittees shall closely monitor the project for hydraulic fracturing or "fracking." Any discharge from hydraulic fracturing or "fracking" into waters of the U.S., including wetlands, shall be reported to the appropriate Corps Regulatory Field Office within 48 hours. Restoration and/or compensatory mitigation may be required as a result of any unintended discharges.

11. **Temporary Access Fills.** The permittee shall submit a PCN to the District Engineer prior to commencing the activity if the activity will involve the discharge of dredged or fill material into more than 0.1 acres of wetlands or 0.02 acres of stream channel for the construction of temporary access fills and/or temporary road crossings. The PCN must include a restoration plan that thoroughly describes how all temporary fills will be removed, how pre-project conditions will be restored, and include a timetable for all restoration activities.

12. **Federal Navigation Channel Setbacks.** Authorized structures and fills located in or adjacent to Federally authorized waterways must be constructed in accordance with the latest setback criteria established by the Wilmington District Engineer. You may review the setback policy at <http://www.saw.usace.army.mil/Missions/Navigation/Setbacks.aspx>. This general permit does not authorize the construction of hardened or permanently fixed structures within the Federally Authorized Channel Setback, unless the activity is approved by the Corps. The permittee shall submit a PCN (see General Condition 32) to the District Engineer to obtain a written verification prior to the construction of any structures or fills within the Federally Authorized Channel Setback.

13. **Northern Long-eared Bat – Endangered Species Act Compliance.** The Wilmington District, U.S. Army Corps of Engineers has consulted with the United States Fish and Wildlife

## P-36

Nationwide Permit 3 - Activities, Regional Conditions, General Conditions, and Definitions

Service (USFWS) in regard to the threatened northern long-eared bat (NLEB) (*Myotis septentrionalis*) and Standard Local Operating Procedures for Endangered Species (SLOPES) have been approved by the Corps and the USFWS. This condition concerns effects to the NLEB only and does not address effects to other federally listed species and/or federally designated critical habitat.

a. Procedures when the Corps is the lead federal\* agency for a project:

The permittee must comply with (1) and (2) below when:

- the project is located in the western 41 counties of North Carolina, to include non-federal aid North Carolina Department of Transportation (NCDOT) projects, OR;
- the project is located in the 59 eastern counties of North Carolina and is a non-NCDOT project.

\*Generally, if a project is located on private property or on non-federal land, and the project is not being funded by a federal entity, the Corps will be the lead federal agency due to the requirement to obtain Department of the Army authorization to impact waters of the U.S. If the project is located on federal land, contact the Corps to determine the lead federal agency.

(1) A permittee using an NWP must check to see if their project is located in the range of the NLEB by using the following website:

<http://www.fws.gov/midwest/endangered/mammals/nleb/pdf/WNSZone.pdf>. If the project is within the range of the NLEB, or if the project includes percussive activities (e.g., blasting, pile driving, etc.), the permittee is then required to check the appropriate website in the paragraph below to discover if their project:

- is located in a 12-digit Hydrologic Unit Code area ("red HUC" - shown as red areas on the map), AND/OR;
- involves percussive activities within 0.25 mile of a red HUC.

Red HUC maps - for the western 41 counties in NC (covered by the Asheville Ecological Services Field Office), check the project location against the electronic maps found at: [http://www.fws.gov/asheville/htmls/project\\_review/NLEB\\_in\\_WNC.html](http://www.fws.gov/asheville/htmls/project_review/NLEB_in_WNC.html). For the eastern 59 counties in NC (covered by the Raleigh Ecological Services Field Office), check the project location against the electronic maps found at: [https://www.fws.gov/raleigh/NLEB\\_RFO.html](https://www.fws.gov/raleigh/NLEB_RFO.html).

(2) A permittee must submit a PCN to the District Engineer, and receive written verification from the District Engineer, prior to commencing the activity, if the activity will involve any of the following:

- tree clearing/removal and/or, construction/installation of wind turbines in a red HUC, AND/OR;
- bridge removal or maintenance, unless the bridge has been inspected and there is no evidence of bat use, (applies anywhere in the range of the NLEB), AND/OR;
- percussive activities in a red HUC, or within 0.25 mile of a red HUC.

## P-37

The permittee may proceed with the activity without submitting a PCN to either the Corps or the USFWS, provided the activity complies with all applicable NWP terms and general and regional conditions, if the permittee's review under A.(1) and A.(2) above shows that the project is:

- located outside of a red HUC (and there are no percussive activities), and the activity will NOT include bridge removal or maintenance, unless the bridge has been inspected and there is no evidence of bat use, OR;
- located outside of a red HUC and there are percussive activities, but the percussive activities will not occur within 0.25-mile of a red HUC boundary, and the activity will NOT include bridge removal or maintenance, unless the bridge has been inspected and there is no evidence of bat use, OR;
- located in a red HUC, but the activity will NOT include tree clearing/removal; construction/installation of wind turbines; bridge removal or maintenance, unless the bridge has been inspected and there is no evidence of bat use, and/or; any percussive activities.

b. Procedures when the USACE is not the lead federal agency:

For projects where another federal agency is the lead federal agency - if that other federal agency has completed project-specific ESA Section 7(a)(2) consultation for the NLEB, and has (1) determined that the project would not cause prohibited incidental take of the NLEB, and (2) completed coordination/consultation that is required by the USFWS (per the directions on the respective USFWS office's website), that project may proceed without PCN to either the USACE or the USFWS, provided all General and Regional Permit Conditions are met.

The NLEB SLOPES can be viewed on the USACE website at:

<http://www.saw.usace.army.mil/Missions/Regulatory-Permit-Program/Agency-Coordination/ESA/>. Permittees who do not have internet access may contact the USACE at (910) 251- 4633.

14. **West Indian Manatee Protection.** In order to protect the endangered West Indian manatee (*Trichechus manatus*) the Permittee shall implement the USFWS' Manatee Guidelines, and strictly adhere to all requirements therein. The guidelines can be found at <https://www.fws.gov/raleigh/pdfs/ManateeGuidelines2017.pdf>.

15. **ESA Programmatic Biological Opinions.** The Wilmington District, USFWS, NCDOT, and the FHWA have conducted programmatic Section 7(a)(2) consultation for a number of federally listed species and designated critical habitat (DCH), and programmatic consultation concerning other federally listed species and/or DCH may occur in the future. The result of completed programmatic consultation is a Programmatic Biological Opinion (PBO) issued by the USFWS. These PBOs contain mandatory terms and conditions to implement the reasonable and prudent measures that are associated with "incidental take" of whichever species or critical habitat is covered by a specific PBO. Authorization under NWPs is conditional upon the permittee's compliance with all the mandatory terms and conditions associated with incidental take of the applicable PBO (or PBOs), which are incorporated by reference in the NWPs. Failure to comply with the terms and conditions associated with incidental take of an applicable PBO, where a take of the federally listed species occurs, would constitute an unauthorized take by the permittee, and would also constitute permittee non-compliance with the authorization under the NWPs. If the terms and conditions of a specific PBO (or PBOs) apply to a project, the Corps will include this/these requirements in any NWP verification that may be issued for a project. For an activity/project that does not require a PCN, the terms and conditions of the applicable PBO(s) also apply to that non-notifying

activity/project. The USFWS is the appropriate authority to determine compliance with the terms and conditions of its PBO and the ESA. All PBOs can be found on our website at: <https://www.saw.usace.army.mil/Missions/Regulatory-Permit-Program/Agency-Coordination/ESA/>.

## 16. Work on Eastern Band of Cherokee Indian Land.

Notifying NWPs - All PCNs submitted for activities in waters of the U.S. on Eastern Band of Cherokee Indians (EBCI) trust land (i.e., Qualla Boundary and non-contiguous tracts of trust land located in portions of Swain, Jackson, Haywood, Graham and Cherokee Counties), must comply with the requirements of the latest MOU between the Wilmington District and the EBCI.

Non-notifying NWPs - Prior to the use of any non-notifying NWP for activities in waters of the U.S. on EBCI trust land (i.e., Qualla Boundary and non-contiguous tracts of trust land located in portions of Swain, Jackson, Haywood, Graham and Cherokee Counties), all prospective permittees must comply with the requirements of the latest MOU between the Wilmington District and the EBCI; this includes coordinating the proposed project with the EBCI Natural Resources Program and obtaining a Tribal Approval Letter from the Tribe.

The EBCI MOU can be found at the following URL: <http://saw-reg.usace.army.mil/FO/Final-MOU-EBCI-USACE.pdf>

## 17. Sedimentation and Erosion Control Structures and Measures.

All PCNs will identify and describe sedimentation and erosion control structures and measures proposed for placement in waters of the U.S. The structures and measures should be depicted on maps, surveys or drawings showing location and impacts to jurisdictional wetlands and streams.

### **C. REGIONAL CONDITIONS APPLICABLE TO NWP 3**

1. In designated trout watersheds, a PCN is not required for impacts to a maximum of 0.02 acres for temporary dewatering) of streams and waterbodies when conducting maintenance activities. Minor deviations in an existing structure's configuration, temporary structures and temporary fills are authorized as part of the maintenance activity. In designated trout watersheds, the permittee shall submit a PCN (see Regional Condition C.3 above and General Condition 32) to the District Engineer prior to commencing the activity if; 1) impacts (other than temporary dewatering to work in dry conditions) to streams or waterbodies exceed 0.008 acres; 2) temporary impacts to streams or waterbodies associated with dewatering to work in dry conditions exceeds 0.02 acres; 3) the project will involve impacts to wetlands; 4) the project involves the replacement of a bridge or spanning structure with a culvert or non-spanning structure in waters of the United States; or 5) the activity will be constructed during the trout waters moratorium (October 15 through April 15).

### **D. SECTION 401 WATER QUALITY CERTIFICATION (WQC) AND/OR COASTAL ZONE MANAGEMENT ACT (CZMA) CONSISTENCY DETERMINATION SUMMARY AND APPLICABLE CONDITIONS**

The CZMA Consistency Determination and all Water Quality Certifications for the NWP's can be found at: <https://www.saw.usace.army.mil/Missions/Regulatory-Permit-Program/Permits/2017-Nationwide-Permits/>



## United States Department of the Interior

### FISH AND WILDLIFE SERVICE

Raleigh Field Office

Post Office Box 33726

Raleigh, North Carolina 27636-3726

### GUIDELINES FOR AVOIDING IMPACTS TO THE WEST INDIAN MANATEE

#### Precautionary Measures for Construction Activities in North Carolina Waters

The West Indian manatee (*Trichechus manatus*), also known as the Florida manatee, is a Federally-listed endangered aquatic mammal protected under the Endangered Species Act of 1973, as amended (16 U.S.C. 1531 *et seq.*) and the Marine Mammal Protection Act of 1972, as amended (16 U.S.C 1461 *et seq.*). The manatee is also listed as endangered under the North Carolina Endangered Species Act of 1987 (Article 25 of Chapter 113 of the General Statutes). The U.S. Fish and Wildlife Service (Service) is the lead Federal agency responsible for the protection and recovery of the West Indian manatee under the provisions of the Endangered Species Act.

Adult manatees average 10 feet long and weigh about 2,200 pounds, although some individuals have been recorded at lengths greater than 13 feet and weighing as much as 3,500 pounds. Manatees are commonly found in fresh, brackish, or marine water habitats, including shallow coastal bays, lagoons, estuaries, and inland rivers of varying salinity extremes. Manatees spend much of their time underwater or partly submerged, making them difficult to detect even in shallow water. While the manatee's principal stronghold in the United States is Florida, the species is considered a seasonal inhabitant of North Carolina with most occurrences reported from June through October.

To protect manatees in North Carolina, the Service's Raleigh Field Office has prepared precautionary measures for general construction activities in waters used by the species. Implementation of these measures will allow in-water projects which do not require blasting to proceed without adverse impacts to manatees. In addition, inclusion of these guidelines as conservation measures in a Biological Assessment or Biological Evaluation, or as part of the determination of impacts on the manatee in an environmental document prepared pursuant to the National Environmental Policy Act, will expedite the Service's review of the document for the fulfillment of requirements under Section 7 of the Endangered Species Act. These measures include:

- 1 The project manager and/or contractor will inform all personnel associated with the project that manatees may be present in the project area, and the need to avoid any harm to these endangered mammals. The project manager will ensure that all construction personnel know the general appearance of the species and their habit of moving about completely or partially submerged in shallow water. All construction personnel will be informed that they are responsible for observing water-related activities for the presence of manatees.
2. The project manager and/or the contractor will advise all construction personnel that there are civil and criminal penalties for harming, harassing, or killing manatees which are protected under the Marine Mammal Protection Act and the Endangered Species Act.

## P-40

3. If a manatee is seen within 100 yards of the active construction and/or dredging operation or vessel movement, all appropriate precautions will be implemented to ensure protection of the manatee. These precautions will include the immediate shutdown of moving equipment if a manatee comes within 50 feet of the operational area of the equipment. Activities will not resume until the manatee has departed the project area on its own volition (i.e., it may not be herded or harassed from the area).

4. Any collision with and/or injury to a manatee will be reported immediately. The report must be made to the U.S. Fish and Wildlife Service (ph. 919-856-4520), the National Marine Fisheries Service (ph. 252-728-8762), and the North Carolina Wildlife Resources Commission (ph. 252-448-1546).

5. A sign will be posted in all vessels associated with the project where it is clearly visible to the vessel operator. The sign should state:

CAUTION: The endangered manatee may occur in these waters during the warmer months, primarily from June through October. Idle speed is required if operating this vessel in shallow water during these months. All equipment must be shut down if a manatee comes within 50 feet of the vessel or operating equipment. A collision with and/or injury to the manatee must be reported immediately to the U.S. Fish and Wildlife Service (919-856-4520), the National Marine Fisheries Service (252-728-8762), and the North Carolina Wildlife Resources Commission (252-448-1546).

6. The contractor will maintain a log detailing sightings, collisions, and/or injuries to manatees during project activities. Upon completion of the action, the project manager will prepare a report which summarizes all information on manatees encountered and submit the report to the Service's Raleigh Field Office.

7. All vessels associated with the construction project will operate at "no wake/idle" speeds at all times while in water where the draft of the vessel provides less than a four foot clearance from the bottom. All vessels will follow routes of deep water whenever possible.

8. If siltation barriers must be placed in shallow water, these barriers will be: (a) made of material in which manatees cannot become entangled; (b) secured in a manner that they cannot break free and entangle manatees; and, (c) regularly monitored to ensure that manatees have not become entangled. Barriers will be placed in a manner to allow manatees entry to or exit from essential habitat.

Prepared by (rev. 02/2017):  
U.S. Fish and Wildlife Service  
Raleigh Field Office  
Post Office Box 33726  
Raleigh, North Carolina 27636-3726  
919/856-4520

Figure 1. The whole body of the West Indian manatee may be visible in clear water; but in the dark and muddy waters of coastal North Carolina, one normally sees only a small part of the head when the manatee raises its nose to breathe.

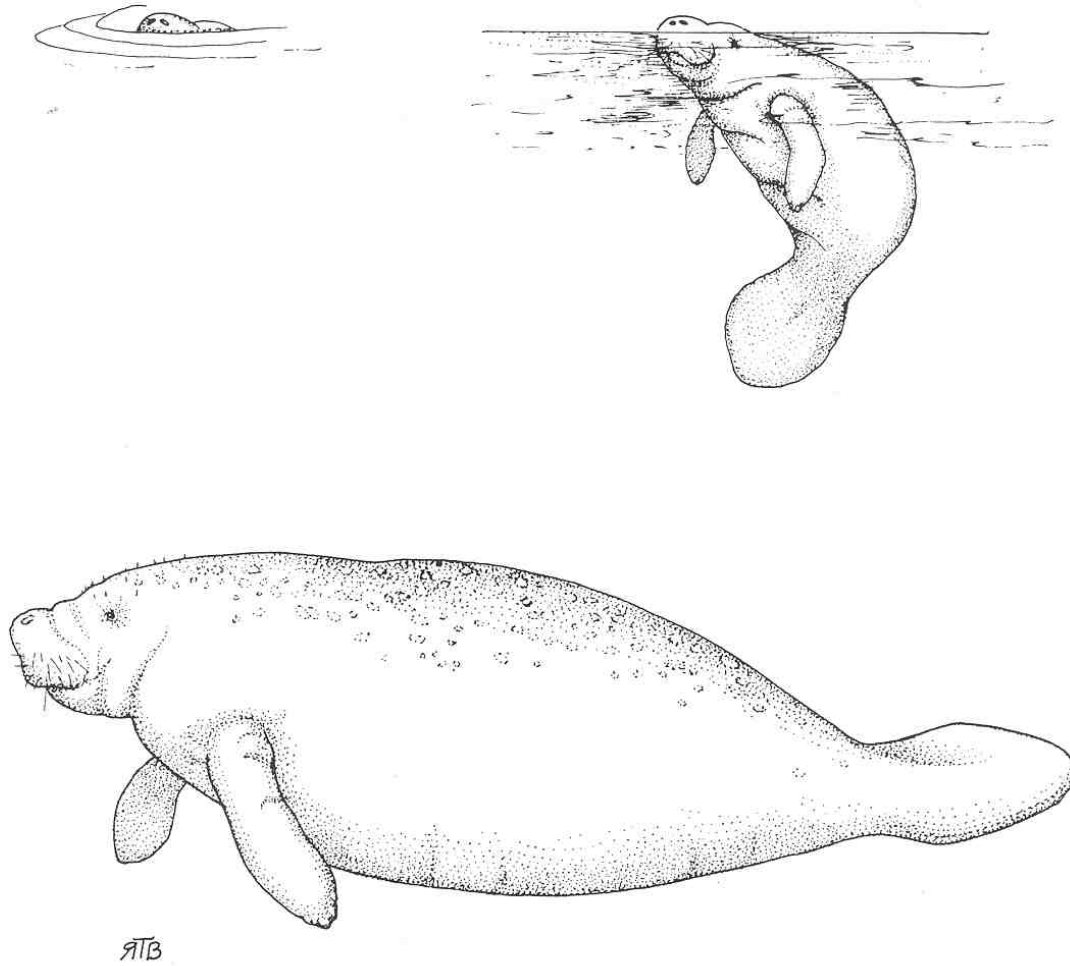


Illustration used with the permission of the North Carolina State Museum of Natural Sciences.

Source: Clark, M. K. 1987. Endangered, Threatened, and Rare Fauna of North Carolina: Part I. A re-evaluation of the mammals. Occasional Papers of the North Carolina Biological Survey 1987-3. North Carolina State Museum of Natural Sciences. Raleigh, NC. pp. 52.

JOSH STEIN  
Governor

D. REID WILSON  
Secretary

RICHARD E. ROGERS, JR.  
Director



June 17, 2025

Mr. Brian Doliber  
NCDOT, Ferry Division  
159 Lucinda Lane  
Powells Point, NC 27966

Subject: 401 Water Quality Certification Pursuant to Section 401 of the Federal Clean Water Act with  
ADDITIONAL CONDITIONS for the Proposed Replacement of Structure No. 78, the East Ferry Ramp at  
the Minnesott Beach Ferry Terminal in Pamlico County, TIP # BR-0173.  
NCDWR Project No. 20250615

Dear Mr. Doliber:

Attached hereto is a copy of Certification No. WQC007880 issued to The North Carolina Department of  
Transportation (NCDOT) dated June 17, 2025.

This approval is for the purpose and design described in your application. The plans and specifications for this  
project are incorporated by reference as part of this Water Quality Certification. If you change your project, you  
must notify the Division and you may be required to submit a new application package with the appropriate fee. If  
the property is sold, the new owner must be given a copy of this Certification and is responsible for complying with  
all conditions. [15A NCAC 02H .0507(d)(2)]. This Certification does not relieve the permittee of the responsibility  
to obtain all other required Federal, State, or Local approvals before proceeding with the project, including those  
required by, but not limited to, Sediment and Erosion Control, Non-Discharge, Water Supply Watershed, and Trout  
Buffer regulations.

If we can be of further assistance, do not hesitate to contact us.

Sincerely,

DocuSigned by:  
A handwritten signature in black ink that reads "Richard E. Rogers, Jr." is written over a blue DocuSign signature line.

Richard E. Rogers, Jr., Director  
Division of Water Resources

cc: Kyle Barnes, USACE, Washington Regulatory Field Office  
Stephen Lane, NC Division of Coastal Management  
Cathy Brittingham, NC Division of Coastal Management  
Garcy Ward, NC Division of Water Resources, Washington Regional Office  
File Copy



**401 Water Quality Certification Pursuant to Section 401 of the Federal Clean Water Act with ADDITIONAL CONDITIONS**

**THIS CERTIFICATION** is issued in conformity with the requirements of Section 401 Public Laws 92-500 and 95-217 of the United States and subject to the North Carolina Division of Water Resources (NCDWR) Regulations in 15 NCAC 2H .0500. This certification authorizes the NCDOT to impact **0.29 acres** of open waters in Pamlico County. The project shall be constructed pursuant to the application dated received May 8, 2025. The authorized impacts are as described below:

**Open Water Impacts in the Neuse River Basin**

Site	Open Water Permanent (ac)	Open Water Temporary (ac)
1	0.03	0.26
Total	0.29	

The application provides adequate assurance that the discharge of fill material into the waters of the Neuse River Basin in conjunction with the proposed development will not result in a violation of applicable Water Quality Standards and discharge guidelines. Therefore, the State of North Carolina certifies that this activity will not violate the applicable portions of Sections 301, 302, 303, 306, 307 of PL 92-500 and PL 95-217 if conducted in accordance with the application and conditions hereinafter set forth.

This approval is only valid for the purpose and design that you submitted in your application dated received May 8, 2025. Should your project change, you are required to notify the NCDWR and submit a new application. If the property is sold, the new owner must be given a copy of this Certification and approval letter, and is thereby responsible for complying with all the conditions. If any additional wetland impacts, or stream impacts, for this project (now or in the future) equal or exceed one-tenth of one acre or 300 linear feet of perennial stream, respectively, additional compensatory mitigation may be required as described in 15A NCAC 2H .0506 (c). For this approval to remain valid, you are required to comply with all the conditions listed below. In addition, you should obtain all other federal, state or local permits before proceeding with your project including (but not limited to) Sediment and Erosion control, Coastal Stormwater, Non-discharge and Water Supply watershed regulations. This Certification shall expire on the same day as the expiration date of the corresponding Corps of Engineers Permit.

This Water Quality Certification neither grants nor affirms any property right, license, or privilege in any lands or waters, or any right of use in any waters. This Water Quality Certification does not authorize any person to interfere with the riparian rights, littoral rights, or water use rights of any other person and does not create any prescriptive right or any right of priority regarding any usage of water. This Water Quality Certification shall not be interposed as a defense in any action respecting the determination of riparian or littoral rights or other rights to water use. No consumptive user is deemed by virtue of this Water Quality Certification to possess any prescriptive or other right of priority with respect to any other consumptive user regardless of the quantity of the withdrawal or the date on which the withdrawal was initiated or expanded. Upon the presentation of proper credentials, the Division may inspect the property.

**Condition(s) of Certification:**

1. The issuance of this certification does not exempt the Permittee from complying with any and all statutes, rules, regulations, or ordinances that may be imposed by other government agencies (i.e. local, state, and federal) having jurisdiction, including but not limited to applicable buffer rules, stormwater management rules, soil erosion and sedimentation control requirements, etc.
2. This certification corresponds to the Nationwide 3 Permit when issued by the Corps of Engineers.



3. All moratoriums on construction activities established by the NC Wildlife Resources Commission (WRC), US Fish and Wildlife Service (USFWS), NC Division of Marine Fisheries (DMF), or National Marine Fisheries Service (NMFS) shall be implemented. Exceptions to this condition require written approval by the resource agency responsible for the given moratorium. [15A NCAC 02H.0506(b)(1)]
4. The Permittee shall ensure that the final design drawings adhere to the permit and to the permit drawings submitted for approval. [15A NCAC 02H .0507(c) and 15A NCAC 02H .0506 (b)]
5. During the construction of the project, no staging of equipment of any kind is permitted in waters of the U.S. or protected riparian buffers. [15A NCAC 02H .0506(b); 15A NCAC 02H .0507(c)]
6. All mechanized equipment operated near surface waters must be regularly inspected and maintained to prevent contamination of stream waters from fuels, lubricants, hydraulic fluids, or other toxic materials. [15A NCAC 02H.0506(b)(3)]
7. There shall be no excavation from, or waste disposal into, jurisdictional wetlands or waters associated with this permit without appropriate modification. Should waste or borrow sites, or access roads to waste or borrow sites, be located in wetlands or streams, compensatory mitigation will be required since that is a direct impact from construction activities. [15A NCAC 02H.0506(b)(3) and (c)(3)]
8. No rock, sand or other materials shall be dredged from the stream channel except where authorized by this certification. [15A NCAC 02H.0506(b)(3)]
9. When applicable, all construction activities shall be performed and maintained in full compliance with G.S. Chapter 113A Article 4 (Sediment and Pollution Control Act of 1973). Regardless of applicability of the Sediment and Pollution Control Act, all projects shall incorporate appropriate Best Management Practices for the control of sediment and erosion so that no violations of state water quality standards, statutes, or rules occur. [15A NCAC 02H .0506(b)(3) and 15A NCAC 02H .0507(c)]
  - a. Design, installation, operation, and maintenance of all sediment and erosion control measures shall be equal to or exceed the requirements specified in the most recent version of the *North Carolina Sediment and Erosion Control Manual*, or for linear transportation projects, the *NCDOT Sediment and Erosion Control Manual*.
  - b. All devices shall be maintained on all construction sites, borrow sites, and waste pile (spoil) sites, including contractor-owned or leased borrow pits associated with the project. Sufficient materials required for stabilization and/or repair of erosion control measures and stormwater routing and treatment shall be on site at all times.
  - c. For borrow pit sites, the erosion and sediment control measures shall be designed, installed, operated, and maintained in accordance with the most recent version of the *North Carolina Surface Mining Manual*. Reclamation measures and implementation shall comply with the reclamation in accordance with the requirements of the Sedimentation Pollution Control Act and the Mining Act of 1971.
  - d. If the project occurs in waters or watersheds classified as Primary Nursery Areas (PNAs), SA, WS-1, WS-11, High Quality Waters (HQW), or Outstanding Resource Waters (ORW), then the sedimentation and erosion control designs shall comply with the requirements set forth in 15A NCAC 04B .0124, *Design Standards in Sensitive Watershed*. [15A NCAC 02H.0506(b)(3) and (c)(3); GC 4135]
10. Sediment and erosion control measures shall not be placed in wetlands or surface waters or within 5 feet of the top of bank without prior approval from DWR. [15A NCAC 02H.0506(b); 15A NCAC 02H .0507(c)]
11. NCDOT shall be in compliance with the NCS00250 issued to the NCDOT, including the applicable requirements of the NCG01000.
12. The permittee and its authorized agents shall conduct its activities in a manner consistent with State water quality standards (including any requirements resulting from compliance with §303(d) of the Clean Water Act) and any other appropriate requirements of State and Federal law. If the NCDWR determines that such standards or laws are not being met (including the failure to sustain a designated or achieved use) or that



State or federal law is being violated, or that further conditions are necessary to assure compliance, the NCDWR may reevaluate and modify this certification. [15A NCAC 02H .0506(b); 15A NCAC 02H .0507(c)]

13. The Permittee shall report any violations of this certification to the Division of Water Resources within 24 hours of discovery. [15A NCAC 02H .0506(b); 15A NCAC 02H .0507(c)]
14. The NCDOT will conduct a pre-construction meeting with all appropriate staff to ensure that the project supervisor and essential staff understand the permit conditions and any potential issues at the permitted site. NCDWR staff shall be invited to the pre-construction meeting. [15A NCAC 02H .0506(b); 15A NCAC 02H .0507(c)]
15. Upon completion of the project (including any impacts at associated borrow or waste sites), the NCDOT Division Engineer shall complete the "Certification of Completion Form" to notify the NCDWR when all work included in the 401 Certification has been completed. [15A NCAC 02H.0507(c)]
16. A copy of this Water Quality Certification shall be maintained on the construction site at all times. In addition, the Water Quality Certification and all subsequent modifications, if any, shall be maintained with the Division Engineer and the on-site project manager. [15A NCAC 02H .0507(c) and 15A NCAC 02H .0506 (b)]

This Certification shall become null and void unless the above conditions are made conditions of the Federal 404 and/or Coastal Area Management Act Permit. This Certification shall expire upon the expiration of the 404 or CAMA permit. Please be aware that impacting waters without first applying for and securing the issuance of a 401 Water Quality Certification violates Title 15A of the North Carolina Administrative Code (NCAC) 2H .0500. Title 15A NCAC 2H .0500 requires certifications pursuant to Section 401 of the Clean Water Act whenever construction or operation of facilities will result in a discharge into navigable waters, including wetlands, as described in 33 Code of Federal Regulations (CFR) Part 323. It also states any person desiring issuance of the State certification or coverage under a general certification required by Section 401 of the Federal Water Pollution Control Act shall file with the Director of the North Carolina Division of Water Quality. Violations of any condition herein set forth may result in revocation of this Certification and may result in criminal and/or civil penalties. Pursuant to G.S. 143-215.6A, these violations and any future violations are subject to a civil penalty assessment of up to a maximum of \$25,000.00 per day for each violation.

This approval and its conditions are final and binding unless contested [G.S. 143-215.5]. Please be aware that impacting waters without first applying for and securing the issuance of a 401 Water Quality Certification violates Title 15A of the North Carolina Administrative Code (NCAC) 2H .0500. Title 15A NCAC 2H .0500 requires certifications pursuant to Section 401 of the Clean Water Act whenever construction or operation of facilities will result in a discharge into navigable waters, including wetlands, as described in 33 Code of Federal Regulations (CFR) Part 323. It also states any person desiring issuance of the State certification or coverage under a general certification required by Section 401 of the Federal Water Pollution Control Act shall file with the Director of the North Carolina Division of Water Quality. Pursuant to G.S. 143-215.6A, these violations and any future violations are subject to a civil penalty assessment of up to a maximum of \$25,000.00 per day for each violation.

This Certification can be contested as provided in Chapter 150B of the North Carolina General Statutes by filing a Petition for a Contested Case Hearing (Petition) with the North Carolina Office of Administrative Hearings (OAH) within sixty (60) calendar days. Requirements for filing a Petition are set forth in Chapter 150B of the North Carolina General Statutes and Title 26 of the North Carolina Administrative Code. Additional information regarding requirements for filing a Petition and Petition forms may be accessed at <http://www.ncoah.com/> or by calling the OAH Clerk's Office at (919) 431-3000.



DocuSign Envelope ID: AE7DC19A-59FC-4F6C-A9EA-86A4EA59A49E


A party filing a Petition must serve a copy of the Petition on:

William F. Lane, General Counsel  
Department of Environmental Quality  
1601 Mail Service Center  
Raleigh, NC 27699-1601

If the party filing the Petition is not the permittee, then the party must also serve the recipient of the Certification in accordance with N.C.G.S 150B-23(a).

This the 17<sup>th</sup> day of June, 2025

DIVISION OF WATER RESOURCES

DocuSigned by:  
  
80ECA32C7C38490...

Richard E. Rogers, Jr., Director

WQC No. 007880



North Carolina Department of Environmental Quality | Division of Water Resources  
512 North Salisbury Street | 1617 Mail Service Center | Raleigh, North Carolina 27699-1617  
919.707.9000

Permit Class  
**MODIFICATION/MINOR**

Permit Number  
**138**

STATE OF NORTH CAROLINA  
Department of Environmental Quality  
and  
Coastal Resources Commission

**Permit**

for

Major Development in an Area of Environmental Concern  
pursuant to NCGS 113A-118

Excavation and/or filling pursuant to NCGS 113-229

COPY

Issued to NCDOT Ferry Division, 159 Lucinda Lane, Powells Point, NC 27966

Authorizing development in Pamlico County at Neuse River at Minnesott Beach Ferry

Terminal, NC 306 as requested in the permittee's application dated 8/4/25 (PA-2061), including  
the attached workplan drawings (11): 2 dated 3/10/25; 1 dated 3/25/25; 4 dated 7/31/25; and 4 dated 8/1/25.

This permit, issued on August 22, 2025, is subject to compliance with the application (where consistent with the permit), all applicable regulations, special conditions and notes set forth below. Any violation of these terms may be subject to fines, imprisonment or civil action; or may cause the permit to be null and void.

- 1) Unless specifically altered herein, this Minor Modification authorizes the following: (a) in-kind replacement of the east ferry ramp; and (b) rehabilitation of the existing bulkhead, all as depicted on the attached workplan drawings. [07H .0208(a)(1); 07J .0202; 07J .0202(c)].
- 2) The installation and removal of piles shall be accomplished by pile driving, vibratory hammer, and/or static pull. Should the permittee and/or their contractor propose to utilize another type of installation or removal, such as jetting or drilled shaft construction, additional authorization from DCM shall be required. [07J .0202(c); 07J .0405(a)].
- 3) Pursuant to GS 136-44.7B, the implementation of work under TIP No. BR-0173 authorized by this Minor Modification shall have no expiration date. [GS 136-44.7B].

**(See attached sheets for Additional Conditions)**

This permit action may be appealed by the permittee or other qualified persons within twenty (20) days of the issuing date.

Signed by the authority of the Secretary of DEQ and the Chair of the Coastal Resources Commission.



This permit must be accessible on-site to Department personnel when the project is inspected for compliance.

*for* Tancred Miller, Director  
Division of Coastal Management

Any maintenance work or project modification not covered hereunder requires further Division approval.

This permit and its conditions are hereby accepted.

All work must cease when the permit expires on

**December 31, 2026**

In issuing this permit, the State of North Carolina agrees that your project is consistent with the North Carolina Coastal Management Program.



Signature of Permittee

**ADDITIONAL CONDITIONS**

- 4) Prior to initiating work on the west ramp, the permittee shall contact the DCM Field Representative for Transportation Projects to affirm that the proposed work meets the requirements to be exempt from the Coastal Area Management Act (CAMA) permit requirement. [07J .0201; G.S. 113A-103(5)(b)(5); 07K .0202].
- 5) Pilings from the existing ramp shall be removed in their entirety, except that in the event that a piling or other component breaks during removal and cannot be removed in its entirety, it may be cut off no higher than the bed of the water body, and DCM shall be notified of each occurrence within one working day. [07H .0208(a)(2)].

**NOTE:** This project will permanently impact approximately 0.03 acres of surface waters due to fill, and will temporarily impact approximately 0.26 acres of surface waters.

- 6) The activities authorized in this Minor Modification shall not result in any excavation within any waters of the State, without permit modification. [07J .0202(c)].
- 7) No fill shall be placed at any time in any waters of the State outside of the alignment of the areas indicated on the attached workplan drawings, without permit modification. [G.S. 113A-120(b); 07J .0209(a); 07J .0405(a); 07J .0202(c)].
- 8) All construction and demolition access shall be through the use of the proposed temporary construction box, barges, partially constructed new ramp, and existing high ground areas. [07J .0202(c)].
- 9) A temporary construction box may be used within the turbidity curtain protected area for coating the bulkhead with a marine resistant paint system a foot or two below water. Temporary dewatering may occur. The height of the temporary construction box shall not be deeper than basin depths so that no dredging is required. [07H .0208(a)(2)(B)].
- 10) The temporary construction box used during rehabilitation of the bulkhead shall be removed from the ferry basin in its entirety within 90 days after it is no longer needed, or within 30 days of written notification from DCM, whichever comes first. [07H .0208(a)(2)].
- 11) Barges shall be utilized only in areas of sufficient depth such that the barges avoid contact with the bottom and do not rest on the bottom during periods of low water. [07J .0201].
- 12) Uncured concrete shall not be allowed to contact waters of the State or water that will enter waters of the State. Water returning to the ferry basin and/or Neuse River shall be of sufficient quality so as to not pose a threat to aquatic organisms or otherwise violate State water quality standards. [07H .0208(a)(2)(B)].
- 13) Construction staging areas shall be located only in upland areas, and not in wetlands or waters of the State. [07H .0208(a)(2)(B)].

**ADDITIONAL CONDITIONS**

- 14) Any waste materials or debris associated with the authorized activities shall be disposed of at an approved upland site, or shall be recycled in an environmentally appropriate manner provided appropriate authorizations from any relevant state, federal, or local authorities are obtained. [G.S. 113A-120(b); 07J .0209(a)].
- 15) Any utility work associated with this project that is not specifically depicted on the attached workplan drawings, or described within the attached permit application, shall require approval from the N.C. Division of Coastal Management, either under the authority of this permit, or by the utility company obtaining separate authorization. [07J .0202(c); 07J .0201; 07J .0405(a)].

**Sedimentation and Erosion Control**

- 16) In accordance with commitments made by the permittee, turbidity curtains shall be used to isolate all in-water work areas from the adjacent waters of the ferry basin and Neuse River. The turbidity curtains shall be of sufficient length and effectiveness to prevent a visible increase in the amount of suspended sediments in adjacent waters. The turbidity curtains shall encircle the immediate work area. The turbidity curtains shall be properly maintained and retained in the water until construction is complete and shall only be removed when turbidity within the curtains reaches ambient levels. [07H .0208(a)(2); 07J .0201].
- 17) This project shall conform to all requirements of the N.C. Sedimentation Pollution Control Act and the N.C. Department of Transportation's (NCDOT's) Memorandum of Agreement with the N.C. Division of Energy, Mineral and Land Resources. [07J .0209(a)].
- 18) In order to protect water quality, runoff from construction shall not visibly increase the amount of suspended sediments in adjacent waters. [07H .0209(d)(4); G.S. 113A-102(a); 07H .0208(a)(2)].

**NOTE:** In accordance with commitments made by the permittee in the Categorical Exclusion dated 12/20/24, in order to protect the endangered West Indian Manatee, *Trichechus manatus*, the permittee shall implement the U.S. Fish & Wildlife Service's Guidelines, and strictly adhere to all requirements therein. The guidelines can be found at [http://www.fws.gov/nc-es/mammal/manatee\\_guidelines.pdf](http://www.fws.gov/nc-es/mammal/manatee_guidelines.pdf).

**General**

**NOTE:** A CAMA/Dredge and Fill Permit is a determination that the proposed development meets the CAMA/Dredge and Fill laws and CRC's rules for coastal development. It is not a determination of private property ownership or an authorization to trespass onto property owned by someone other than the Permittee.

**NOTE:** This permit action may be appealed by the permittee or other qualified persons within twenty (20) days of the issuing date. Any development authorized under this permit that occurs prior to the expiration of the twenty (20) day appeal period or completion of an appeal process, shall be done at the permittee's risk.

**ADDITIONAL CONDITIONS**

**NOTE:** The permittee is strongly advised to review and understand all additional permits, approvals or authorizations that may be required, including but not limited to any permits, approvals or authorizations provided by the N.C. Division of Water Resources, U.S. Army Corps of Engineers, and other state and local regulatory agencies.

**NOTE:** It is strongly recommended that the permittee exercise all available precautions in the day-to-day operation to prevent waste from entering the adjacent waters. Such discharge, either directly or indirectly, to adjacent waters could contravene state water quality standards.

**NOTE:** Development authorized by this Minor Modification shall only be conducted on lands owned by the N.C. Department of Transportation (NCDOT), and/or its Right-of-Ways and/or easements.

19) The permittee and/or their contractor shall contact the DCM Transportation Project Field Representative in Morehead City at (252) 515-5408 or by email at [stephen.lane@deq.nc.gov](mailto:stephen.lane@deq.nc.gov) to request a preconstruction conference prior to project initiation. [G.S. 113A-120(b); 07J .0209(a)].

20) All conditions and stipulations of the active permit remain in force under this Minor Modification unless specifically altered herein. [07J .0209(a)].

21) If it is determined that additional permanent and/or temporary impacts are necessary within Coastal Area Management Act (CAMA) Areas of Environmental Concern (AEC's) that are not shown on the attached workplan drawings or described in the authorized permit application, a permit modification and/or additional authorization from DCM may be required. In addition, any changes in the approved plan may also require a permit modification and/or additional authorization from DCM. The permittee shall contact a representative of DCM prior to commencement of any such activity for this determination and any permit modification. [07J .0201].

**NOTE:** The N.C. Division of Water Resources (DWR) authorized the proposed project on 6/17/25 (DWR Project No. 20250615) under Water Quality Certification No. WQC007880.

**NOTE:** The U.S. Army Corps of Engineers authorized the proposed project under Nationwide Permit Number 3 (COE Action ID No. SAW-2025-00969), which was issued on 6/26/25.

**NOTE:** This Minor Modification does not eliminate the need to obtain any additional permits, approvals or authorizations that may be required.

**NOTE:** The permittee has assigned the proposed project TIP No. BR-0173.

**NOTE:** This Minor Modification shall be attached to the original of Permit No. 138, which was issued on 4/30/70, as well as all subsequent minor modifications, renewals, and letters of refinement, and copies of all documents shall be readily available on site when a Division representative inspects the project for compliance.

**NOTE:** A minor modification application processing fee of \$119 was received by DCM for this project.

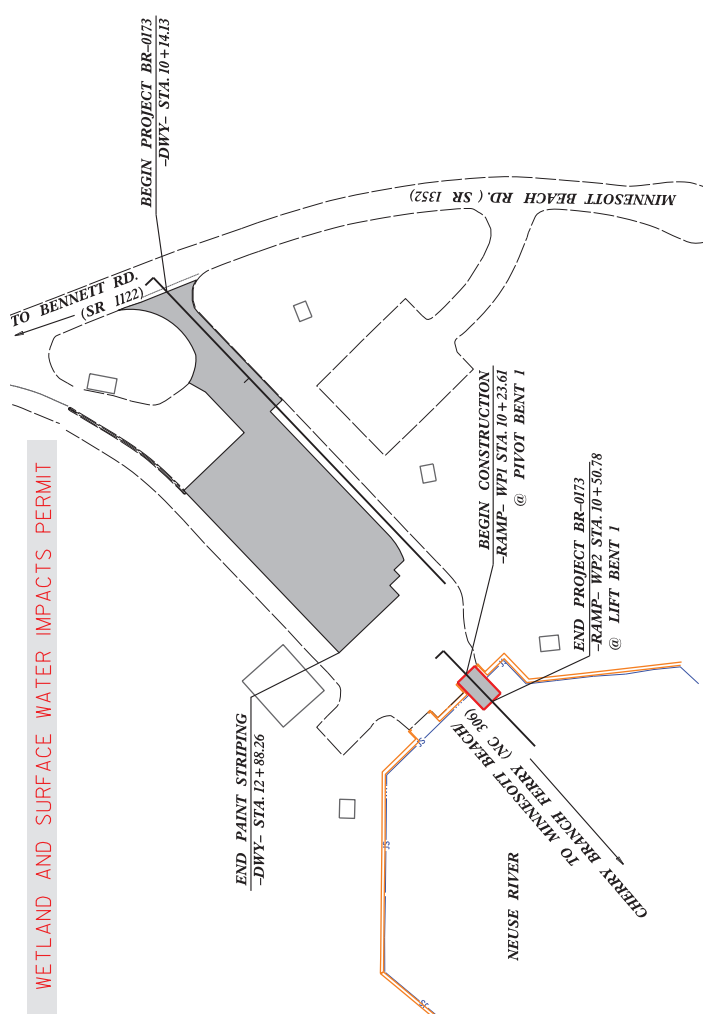
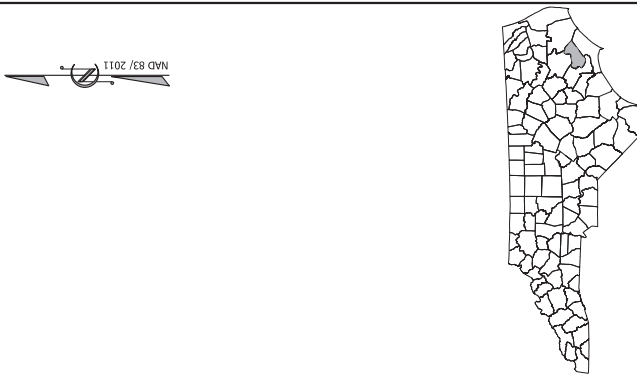
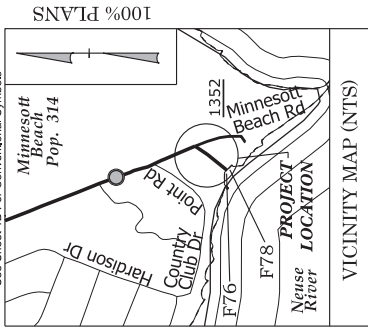
STATE OF NORTH CAROLINA  
DIVISION OF HIGHWAYS  
PAMLICO COUNTY

PERMIT DRAWING  
SHEET 1 OF 5  
DATE: 8/11/2025

STATE	NC	SHEET NO.	1
FEDERAL PROJECT NUMBER	BR-0173	DATE	8/11/2025
STATE PROJECT NUMBER	67173.1.1	DESCRIPTION	PE
F.A. PROJECT NUMBER	67173.2.1		R/W
	67173.3.1		CONST.

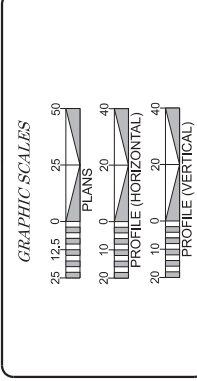
LOCATION: REPLACE BRIDGE 680078 ON NC306 FERRY OVER NEUSE RIVER  
TYPE OF WORK: GRADING, PAVING, DRAINAGE, AND STRUCTURES (BRIDGE).

WETLAND AND SURFACE WATER IMPACTS PERMIT



THERE IS NO CONTROL OF ACCESS ON THIS PROJECT  
THIS PROJECT IS WITHIN THE MUNICIPALITY LIMITS OF THE TOWN OF MINNESOTT BEACH.

PROJECT LENGTH	ROADWAY TIP PROJECT BR-0173	STRUCTURES TIP PROJECT BR-0173	TOTAL LENGTH TIP PROJECT BR-0173
	= 0.052 MILES	= 0.005 MILES	= 0.057 MILES



DOCUMENT NOT CONSIDERED FINAL  
UNLESS ALL SIGNATURES COMPLETED



PREPARED IN THE OFFICE OF  
**RS&H**  
8217 SIX FORKS ROAD, SUITE 400  
RAVENNA, OHIO 44260  
NC PROFESSIONAL REG. NO. E-0493  
FOR THE NORTH CAROLINA DEPARTMENT OF TRANSPORTATION  
2025 STANDARD SPECIFICATIONS

HYDRAULICS ENGINEER  
ROADWAY DESIGN ENGINEER  
SIGNATURE: \_\_\_\_\_ P.E.  
SIGNATURE: \_\_\_\_\_ P.E.

SEAN KORTOVICH, PE  
PROVIDENT ENGINEER  
ALLISON HARRIS, PE  
PROVIDENT ENGINEER  
ALEX FOSTER, PE  
NEUROT CONSULT

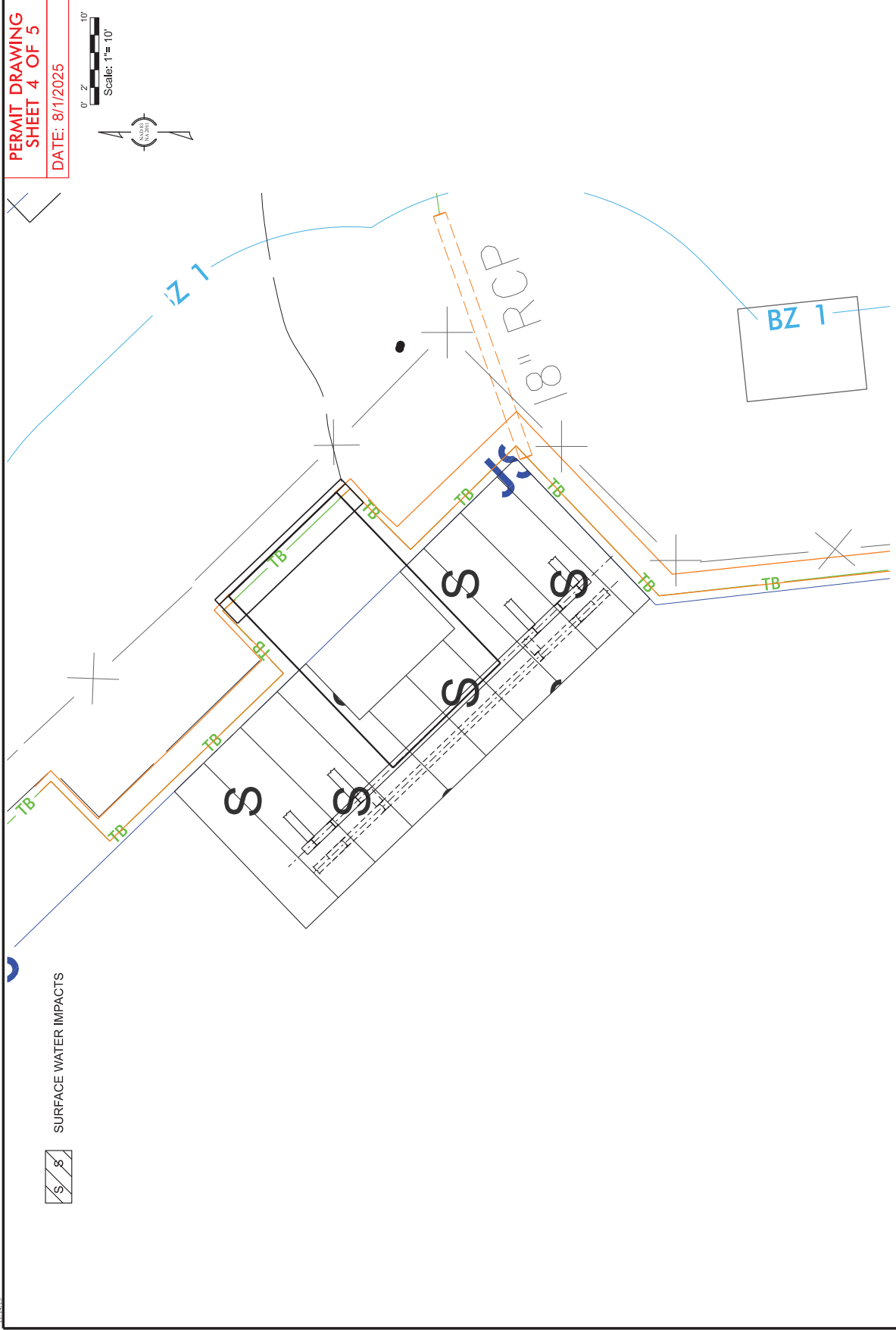
TIP PROJECT: BR-0173

CONTRACT:





BR-0173	004-2	ROADWAY DESIGN UNIT	ROADWAY DESIGN	PROJECT NO. 104-2	DATE: 8/1/2025
PERMIT DRAWING SHEET 4 OF 5					
DATE: 8/1/2025					
REVISIONS					
SINGAPORE DESIGN GROUP P.A.					
REGISTERED PROFESSIONAL ENGINEER					
REGISTERED PROFESSIONAL ARCHITECT					
REGISTERED PROFESSIONAL LANDSCAPE ARCHITECT					
REGISTERED PROFESSIONAL CIVIL ENGINEER					
REGISTERED PROFESSIONAL ELECTRICAL ENGINEER					
REGISTERED PROFESSIONAL MECHANICAL ENGINEER					
REGISTERED PROFESSIONAL PLUMBING ENGINEER					
REGISTERED PROFESSIONAL STRUCTURAL ENGINEER					
REGISTERED PROFESSIONAL SURVEYOR					
REGISTERED PROFESSIONAL TOWN PLANNER					
REGISTERED PROFESSIONAL TRANSPORTATION ENGINEER					
REGISTERED PROFESSIONAL WATER RESOURCES ENGINEER					
REGISTERED PROFESSIONAL WASTE MANAGEMENT ENGINEER					
REGISTERED PROFESSIONAL WATER SUPPLY ENGINEER					
REGISTERED PROFESSIONAL WATER TREATMENT ENGINEER					
REGISTERED PROFESSIONAL WATER UTILITIES ENGINEER					
REGISTERED PROFESSIONAL WATER WASTEWATER ENGINEER					
REGISTERED PROFESSIONAL WATER WASTEWATER TREATMENT ENGINEER					
REGISTERED PROFESSIONAL WATER WASTEWATER TREATMENT PLANT ENGINEER					
REGISTERED PROFESSIONAL WATER WASTEWATER TREATMENT PLANT OPERATOR					
REGISTERED PROFESSIONAL WATER WASTEWATER TREATMENT PLANT SUPERVISOR					
REGISTERED PROFESSIONAL WATER WASTEWATER TREATMENT PLANT MANAGER					
REGISTERED PROFESSIONAL WATER WASTEWATER TREATMENT PLANT ENGINEER/OPERATOR/SUPERVISOR/MANAGER					
REGISTERED PROFESSIONAL WATER WASTEWATER TREATMENT PLANT ENGINEER/OPERATOR/SUPERVISOR/MANAGER/ENGINEER/OPERATOR/SUPERVISOR/MANAGER					
REGISTERED PROFESSIONAL WATER WASTEWATER TREATMENT PLANT ENGINEER/OPERATOR/SUPERVISOR/MANAGER/ENGINEER/OPERATOR/SUPERVISOR/MANAGER/ENGINEER/OPERATOR/SUPERVISOR/MANAGER					





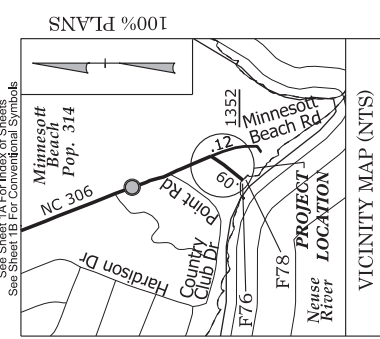
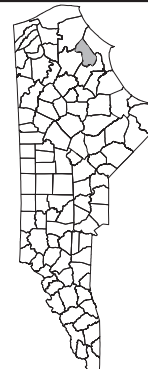
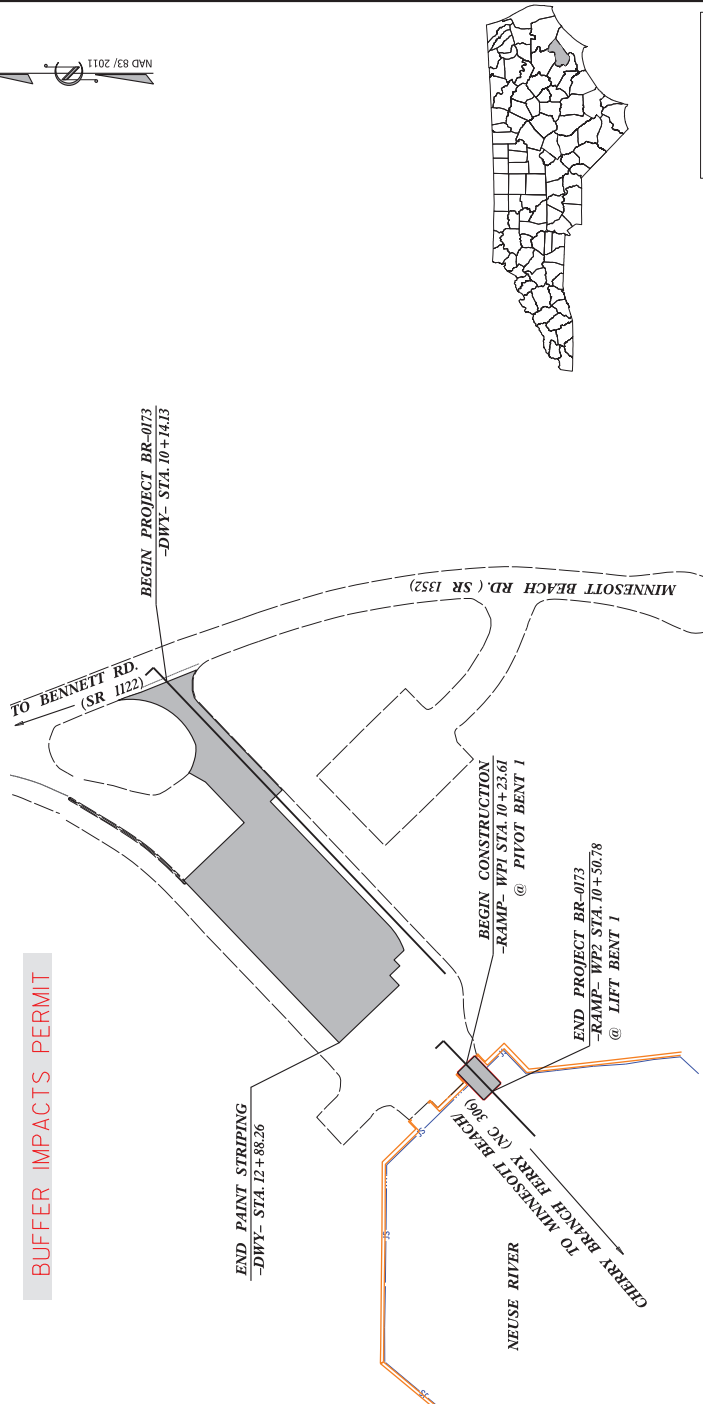
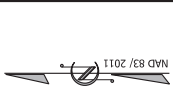
STATE OF NORTH CAROLINA  
DIVISION OF HIGHWAYS  
PAMLICO COUNTY

**BUFFER DRAWING**  
**SHEET 1 OF 3**  
DATE: 7/31/2025

DATE	DESCRIPTION	BY	CHKD
N.C.	BR-0173	I	
67173.1.1		PE	
67173.2.1		RW	
67173.3.1		CONST.	

LOCATION: REPLACE BRIDGE 680078 ON NC306 FERRY OVER NEUSE RIVER  
TYPE OF WORK: GRADING, PAVING, DRAINAGE, AND STRUCTURES (BRIDGE).

**BUFFER IMPACTS PERMIT**



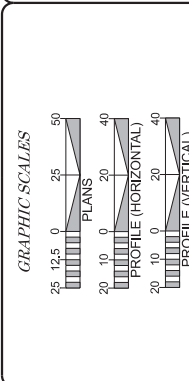
See Sheet 1A For Index of Sheets  
See Sheet 1B For Conventional Symbols

TIP PROJECT: BR-0173

CONTRACT:

THERE IS NO CONTROL OF ACCESS ON THIS PROJECT.  
THIS PROJECT IS WITHIN THE MUNICIPALITY LIMITS OF THE TOWN OF MINNESOTT BEACH.

PROJECT LENGTH	PROJECT LENGTH
LENGTH ROADWAY TIP PROJECT BR-0173 = 0.052 MILES	
LENGTH STRUCTURES TIP PROJECT BR-0173 = 0.005 MILES	
TOTAL LENGTH TIP PROJECT BR-0173 = 0.057 MILES	



PREPARED IN THE OFFICE OF  
**RS&H**  
8217 SIX FORKS ROAD, SUITE 400  
RAVENNA, OHIO 44260  
NC PROFESSIONAL REG. NO. E-0493

FOR THE NORTH CAROLINA DEPARTMENT OF TRANSPORTATION  
2025 STANDARD SPECIFICATIONS

RIGHT OF WAY DATE: JULY 1, 2025  
LETTING DATE: JANUARY 20, 2026

SEAN KORTOVICH, PE  
PROJECT ENGINEER  
ALLISON HARRIS, PE  
PROJECT DESIGN ENGINEER  
ALEX FOSTER, PE  
NO. 007 CONTRACT

HYDRAULICS ENGINEER

STRUCTURE: ROADWAY DESIGN ENGINEER  
P.E.

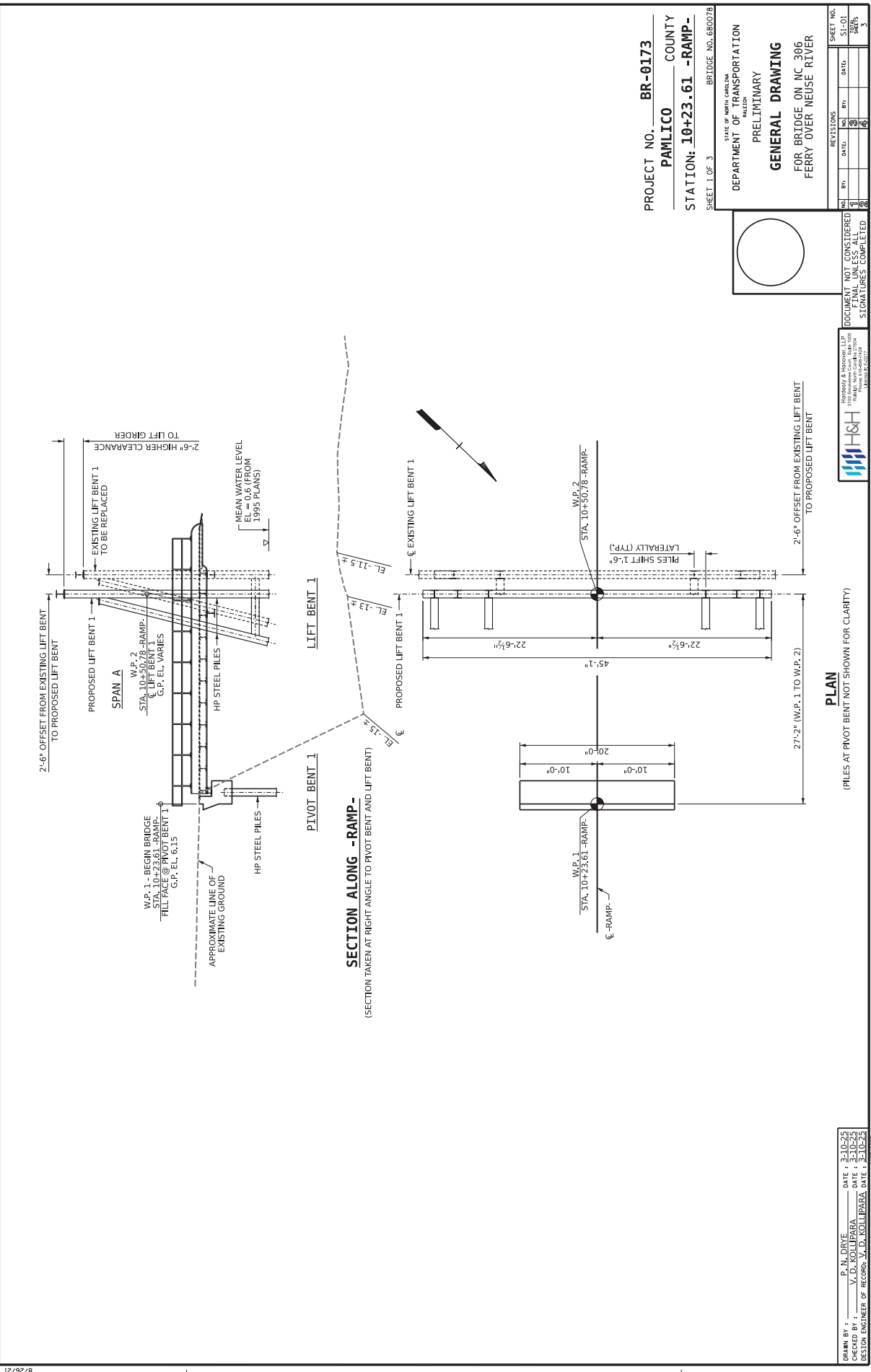
SIGNATURE: \_\_\_\_\_  
P.E.



DOCUMENT NOT CONSIDERED FINAL  
UNLESS ALL SIGNATURES COMPLETED







PROJECT NO. **BR-0173**  
**PAMLICO** COUNTY  
 STATION: **10+23.61 - RAMP-**  
 SHEET 1 OF 3 BRIDGE NO. 680078

STATE OF NORTH CAROLINA  
 DEPARTMENT OF TRANSPORTATION  
 PRELIMINARY  
**GENERAL DRAWING**  
 FOR BRIDGE ON NC 306  
 FERRY OVER NEUSE RIVER

NO.	REV.	DATE	BY	CHK.	DATE	REVISIONS
1						
2						
3						
4						

DOCUMENT NOT CONSIDERED  
 FINAL UNLESS ALL  
 SIGNATURES COMPLETED



DESIGNED BY: **P. N. DRYE**  
 CHECKED BY: **V. D. KOLLIPARA**  
 DESIGN ENGINEER OF RECORD: **V. D. KOLLIPARA**

DATE: **3-10-25**  
 DATE: **3-10-25**  
 DATE: **3-10-25**

SCALE: **AS SHOWN**  
 SHEET NO. **SI-01**  
 TOTAL SHEETS **3**

PILES AT PIVOT BENT NOT SHOWN FOR CLARITY

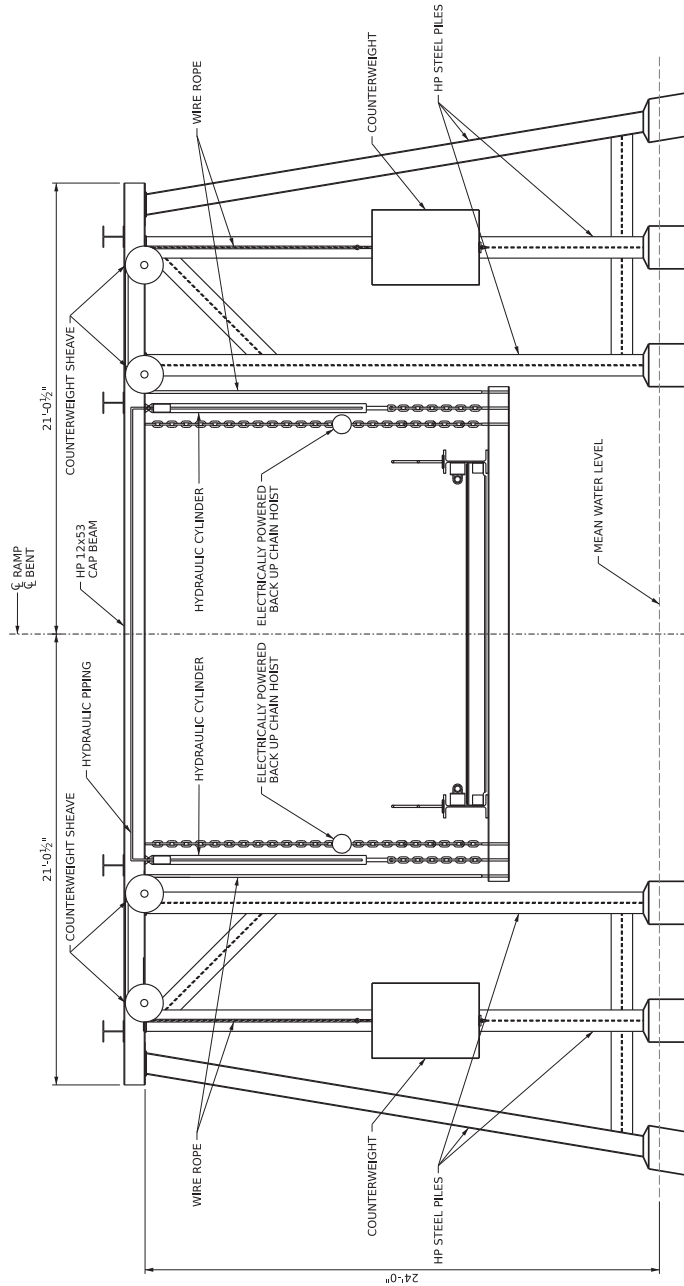
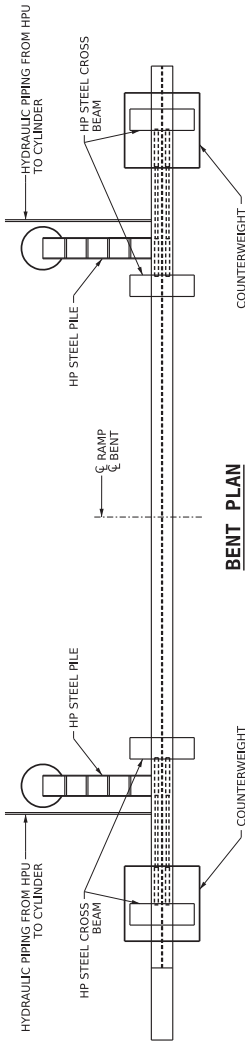
SECTION ALONG - RAMP-  
 (SECTION TAKEN AT RIGHT ANGLE TO PIVOT BENT AND LIFT BENT)

PLAN  
 (PILES AT PIVOT BENT NOT SHOWN FOR CLARITY)



**GENERAL NOTES:**

THE HPU SHALL BE LOCATED ON THE SHORE BETWEEN THE  
 TWO CYLINDERS. THE PIPING SHALL BE Routed FROM THE  
 HPU TO THE CYLINDERS.  
 RAMP MACHINERY SHALL MEET THE REQUIREMENTS OF  
 AASHTO MOVABLE HIGHWAY BRIDGE DESIGN.

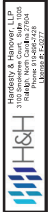


PROJECT NO. **BR-0173**  
**PAMLICO** COUNTY  
 STATION: **10+23.61 -RAMP-**  
 SHEET 3 OF 3

STATE OF NORTH CAROLINA  
 DEPARTMENT OF TRANSPORTATION  
 PRELIMINARY  
**GENERAL DRAWING**  
 FOR BRIDGE ON NC 306  
 FERRY OVER NEUSE RIVER

NO.	BY	DATE	REV.	DATE	REVISIONS
1			1		
2			2		
3			3		

DOCUMENT NOT CONSIDERED  
 FINAL UNLESS ALL  
 SIGNATURES COMPLETED



DRAWN BY: **J.R. GENTILE** DATE: **3-25-25**  
 CHECKED BY: **D.N. WIGGINS** DATE: **3-25-25**  
 DESIGN ENGINEER OF RECORD: **J.R. GENTILE** DATE: **3-25-25**

2025/03/25 10:08:56 AM C:\Users\jgentile\OneDrive\Documents\BR0173\_SML\F03\_31-03\_68078.dgn

County: PAMLICO

Line #	Item Number	Sec #	Description	Quantity	Unit Cost	Amount
<b>ROADWAY ITEMS</b>						
0001	0000100000-N	800	MOBILIZATION	Lump Sum	L.S.	
0002	0000400000-N	801	CONSTRUCTION SURVEYING	Lump Sum	L.S.	
0003	0043000000-N	226	GRADING	Lump Sum	L.S.	
0004	0057000000-E	226	UNDERCUT EXCAVATION	300 CY		
0005	0134000000-E	240	DRAINAGE DITCH EXCAVATION	5 CY		
0006	0195000000-E	265	SELECT GRANULAR MATERIAL	300 CY		
0007	0196000000-E	270	GEOTEXTILE FOR SOIL STABILIZATION	300 SY		
0008	0318000000-E	300	FOUNDATION CONDITIONING MATERIAL, MINOR STRUCTURES	10 TON		
0009	0321000000-E	300	FOUNDATION CONDITIONING GEOTEXTILE	10 SY		
0010	0448300000-E	310	18" RC PIPE CULVERTS, CLASS IV	24 LF		
0011	0996000000-N	350	PIPE CLEAN OUT	1 EA		
0012	1111000000-E	SP	CLASS IV AGGREGATE STABILIZATION	30 TON		
0013	1121000000-E	520	AGGREGATE BASE COURSE	60 TON		
0014	1308000000-E	607	MILLING ASPHALT PAVEMENT, **** TO ***** (0" TO 1-1/2")	50 SY		
0015	1491000000-E	610	ASPHALT CONC BASE COURSE, TYPE B25.0C	10 TON		
0016	1519000000-E	610	ASPHALT CONC SURFACE COURSE, TYPE S9.5B	10 TON		
0017	1575000000-E	620	ASPHALT BINDER FOR PLANT MIX	5 TON		

County: PAMLICO

Line #	Item Number	Sec #	Description	Quantity	Unit Cost	Amount
0018	2022000000-E	815	SUBDRAIN EXCAVATION	44.8 CY		
0019	2026000000-E	815	GEOTEXTILE FOR SUBSURFACE DRAINS	200 SY		
0020	2036000000-E	815	SUBDRAIN COARSE AGGREGATE	34 CY		
0021	2044000000-E	815	6" PERFORATED SUBDRAIN PIPE	200 LF		
0022	2070000000-N	815	SUBDRAIN PIPE OUTLET	1 EA		
0023	2077000000-E	815	6" OUTLET PIPE	6 LF		
0024	2253000000-E	840	PIPE COLLARS	0.45 CY		
0025	2286000000-N	840	MASONRY DRAINAGE STRUCTURES	1 EA		
0026	2366000000-N	840	FRAME WITH TWO GRATES, STD 840.24	1 EA		
0027	3533000000-E	866	CHAIN LINK FENCE, *** FABRIC (72")	9 LF		
0028	3539000000-E	866	METAL LINE POSTS FOR *** CHAIN LINK FENCE (72")	1 EA		
0029	3545000000-E	866	METAL TERMINAL POSTS FOR *** CHAIN LINK FENCE (72")	4 EA		
0030	3578000000-N	SP	GENERIC FENCING ITEM GATE REPLACEMENT	1 EA		
0031	3649000000-E	876	RIP RAP, CLASS B	3 TON		
0032	3656000000-E	876	GEOTEXTILE FOR DRAINAGE	220 SY		
0033	4400000000-E	1110	WORK ZONE SIGNS (STATIONARY)	112 SF		
0034	4405000000-E	1110	WORK ZONE SIGNS (PORTABLE)	96 SF		

County: PAMLICO

Line #	Item Number	Sec #	Description	Quantity	Unit Cost	Amount
0035	4410000000-E	1110	WORK ZONE SIGNS (BARRICADE MOUNTED)	46 SF		
0036	4430000000-N	1130	DRUMS	40 EA		
0037	4445000000-E	1145	BARRICADES (TYPE III)	36 LF		
0038	4455000000-N	1150	FLAGGER	8 DAY		
0039	4520000000-N	1266	TUBULAR MARKERS (FIXED)	18 EA		
0040	4685000000-E	1205	THERMOPLASTIC PAVEMENT MARKING LINES (4", 90 MILS)	1,076 LF		
0041	4695000000-E	1205	THERMOPLASTIC PAVEMENT MARKING LINES (8", 90 MILS)	927 LF		
0042	4709000000-E	1205	THERMOPLASTIC PAVEMENT MARKING LINES (24", 90 MILS)	160 LF		
0043	4720000000-E	1205	THERMOPLASTIC PAVEMENT MARKING CHARACTER (90 MILS)	18 EA		
0044	4725000000-E	1205	THERMOPLASTIC PAVEMENT MARKING SYMBOL (90 MILS)	5 EA		
0045	4810000000-E	1205	PAINT PAVEMENT MARKING LINES (4")	1,944 LF		
0046	4835000000-E	1205	PAINT PAVEMENT MARKING LINES (24")	80 LF		
0047	4840000000-N	1205	PAINT PAVEMENT MARKING CHARACTER	24 EA		
0048	4845000000-N	1205	PAINT PAVEMENT MARKING SYMBOL	28 EA		
0049	4850000000-E	1205	REMOVAL OF PAVEMENT MARKING LINES (4")	1,578 LF		
0050	4860000000-E	1205	REMOVAL OF PAVEMENT MARKING LINES (8")	86 LF		
0051	4870000000-E	1205	REMOVAL OF PAVEMENT MARKING LINES (24")	160 LF		

County: PAMLICO

Line #	Item Number	Sec #	Description	Quantity	Unit Cost	Amount
0052	4875000000-N	1205	REMOVAL OF PAVEMENT MARKING SYMBOLS & CHARACTERS	23 EA		
0053	5255000000-N	1413	PORTABLE LIGHTING	Lump Sum	L.S.	
0054	6000000000-E	1605	TEMPORARY SILT FENCE	100 LF		
0055	6006000000-E	1610	STONE FOR EROSION CONTROL, CLASS A	35 TON		
0056	6009000000-E	1610	STONE FOR EROSION CONTROL, CLASS B	40 TON		
0057	6012000000-E	1610	SEDIMENT CONTROL STONE	55 TON		
0058	6015000000-E	1615	TEMPORARY MULCHING	1.2 ACR		
0059	6018000000-E	1620	SEED FOR TEMPORARY SEEDING	100 LB		
0060	6021000000-E	1620	FERTILIZER FOR TEMPORARY SEEDING	0.5 TON		
0061	6024000000-E	1622	TEMPORARY SLOPE DRAINS	200 LF		
0062	6029000000-E	SP	SAFETY FENCE	460 LF		
0063	6030000000-E	1630	SILT EXCAVATION	60 CY		
0064	6036000000-E	1631	MATTING FOR EROSION CONTROL	250 SY		
0065	6037000000-E	1629	COIR FIBER MAT	100 SY		
0066	6042000000-E	1632	1/4" HARDWARE CLOTH	25 LF		
0067	6048000000-E	SP	FLOATING TURBIDITY CURTAIN	1,225 SY		
0068	6070000000-N	1639	SPECIAL STILLING BASINS	2 EA		

County: PAMLICO

Line #	Item Number	Sec #	Description	Quantity	Unit Cost	Amount
0069	6071002000-E	1642	FLOCCULANT	10 LB		
0070	6071012000-E	1642	COIR FIBER WATTLE	40 LF		
0071	6084000000-E	1660	SEEDING & MULCHING	1.2 ACR		
0072	6087000000-E	1660	MOWING	0.6 ACR		
0073	6090000000-E	1661	SEED FOR REPAIR SEEDING	50 LB		
0074	6093000000-E	1661	FERTILIZER FOR REPAIR SEEDING	0.25 TON		
0075	6096000000-E	1662	SEED FOR SUPPLEMENTAL SEEDING	50 LB		
0076	6108000000-E	1665	FERTILIZER TOPDRESSING	0.75 TON		
0077	6114500000-N	1667	SPECIALIZED HAND MOWING	10 MHR		
0078	6114800000-N	SP	MANUAL LITTER REMOVAL	2 MHR		
0079	6114900000-E	SP	LITTER DISPOSAL	1 TON		
0080	6117000000-N	1675	RESPONSE FOR EROSION CONTROL	13 EA		
0081	6117500000-N	SP	CONCRETE WASHOUT STRUCTURE	1 EA		
0082	6123000000-E	1670	REFORESTATION	0.1 ACR		
0083	6132000000-N	SP	GENERIC EROSION CONTROL ITEM PREFABRICATED CONCRETE WASHOUT	2 EA		
<b>STRUCTURE ITEMS</b>						
0084	8021000000-N	SP	REMOVAL OF EXISTING STRUCTURE AT STATION ***** (10+23.61 -RAMP-)	Lump Sum	L.S.	

County: PAMLICO

Line #	Item Number	Sec #	Description	Quantity	Unit Cost	Amount
0085	8065000000-N	SP	ASBESTOS ASSESSMENT	Lump Sum	L.S.	
0086	8280000000-E	440	APPROX ..... LBS STRUCTURAL STEEL	53,860 LS		
0087	8296000000-N	442	POLLUTION CONTROL	Lump Sum	L.S.	
0088	8328200000-E	450	PILE DRIVING EQUIPMENT SETUP FOR *** STEEL PILES (HP 14 X 73)	6 EA		
0089	8384000000-E	450	HP 14 X 73 STEEL PILES	540 LF		
0090	8393000000-N	450	PILE REDRIVES	6 EA		
0091	8394000000-N	450	DYNAMIC PILE TESTING	2 EA		
0092	8860000000-N	SP	GENERIC STRUCTURE ITEM PAINTING BULKHEAD SHEET PILING	Lump Sum	L.S.	
0093	8860000000-N	SP	GENERIC STRUCTURE ITEM PAINTING CONTAINMENT FOR BULKHEAD	Lump Sum	L.S.	
0094	8860000000-N	SP	GENERIC STRUCTURE ITEM PAINTING STEEL PILES	Lump Sum	L.S.	
0095	8860000000-N	SP	GENERIC STRUCTURE ITEM RAMP ELECTRICAL SYSTEM	Lump Sum	L.S.	
0096	8860000000-N	SP	GENERIC STRUCTURE ITEM RAMP MECHANICAL SYSTEM	Lump Sum	L.S.	
0097	8867000000-E	SP	GENERIC STRUCTURE ITEM 1-1/4" DIA STEEL PIPE RAIL	69 LF		
0098	8881000000-E	SP	GENERIC STRUCTURE ITEM CLASS AA CONCRETE (BRIDGE)	7 CY		
0099	8889000000-E	SP	GENERIC STRUCTURE ITEM EPOXY COATED REINFORCING STEEL (BRIDGE)	383 LB		
0100	8892000000-E	SP	GENERIC STRUCTURE ITEM ULTRA HIGH MOLECULAR WEIGHT POLYETHYLENE FENDER (1 1/4")	223 SF		

County: PAMLICO

---

Line #	Item Number	Sec #	Description	Quantity	Unit Cost	Amount
0101	8892000000-E	SP	GENERIC STRUCTURE ITEM ULTRA HIGH MOLECULAR WEIGHT POLYETHYLENE FENDER (3 1/2")	120 SF		

---

0845/Dec08/Q66369.85/D486965714000/E101

Total Amount Of Bid For Entire Project :

---

Vendor 1 of 2: SMITH-ROWE, LLC (9965)  
Call Order 001 (Proposal: C205129)

### Bid Information

---

<b>Proposal County:</b> PAMLICO	<b>Bid Checksum:</b> 04E802A823
<b>Vendor Address:</b> 639 OLD US 52 SOUTH MOUNT AIRY , NC , 27030	<b>Bid Total:</b> \$4,333,321.76
<b>Signature Check:</b> William Franklin Fulp Jr.	<b>Items Total:</b> \$4,333,321.76
<b>Time Bid Received:</b> January 20, 2026 01:37 PM	<b>Time Total:</b> \$0.00
<b>Amendment Count:</b> 0	

**Bidding Errors:**  
None.

Vendor 1 of 2: SMITH-ROWE, LLC (9965)  
Call Order 001 (Proposal: C205129)

### Bid Bond Information

---

<b>Projects:</b>	<b>Bond Maximum:</b>
<b>Counties:</b>	<b>State of Incorporation:</b> CT
<b>Bond ID:</b> DA2B-8145-85F1-9107	<b>Agency Execution Date:</b> 2026-01-20T00:00:00
<b>Paid by Check:</b> No	<b>Surety Name:</b> Tinubu Surety
<b>Bond Percent:</b> 5%	<b>Bond Agency Name:</b> Travelers Casualty and Surety Company of America

BondID: DA2B-8145-85F1-9107

Surety Registry Agency: Tinubu Surety

Verified?: 1

Surety Agency: Travelers Casualty and Surety Company of America

Bond Execution Date: 2026-01-20T00:00:00

Line Number	Item Number	Quantity	Unit	Unit Price	Extension Price
Section 0001 ROADWAY ITEMS					
0001	0000100000-N MOBILIZATION	1.000	LS	\$216,650.0000	\$216,650.00
0002	0000400000-N CONSTRUCTION SURVEYING	1.000	LS	\$12,181.6800	\$12,181.68
0003	0043000000-N GRADING	1.000	LS	\$220,000.0000	\$220,000.00
0004	0057000000-E UNDERCUT EXCAVATION	300.000	CY	\$0.0200	\$6.00
0005	0134000000-E DRAINAGE DITCH EXCAVATION	5.000	CY	\$235.0000	\$1,175.00
0006	0195000000-E SELECT GRANULAR MATERIAL	300.000	CY	\$0.0100	\$3.00
0007	0196000000-E GEOTEXTILE FOR SOIL STABILIZATION	300.000	SY	\$7.1500	\$2,145.00
0008	0318000000-E FOUNDATION CONDITIONING MATERIAL, MINOR STRUCTURES	10.000	TON	\$83.6500	\$836.50
0009	0321000000-E FOUNDATION CONDITIONING GEOTEXTILE	10.000	SY	\$36.2500	\$362.50
0010	0448300000-E 18" RC PIPE CULVERTS, CLASS IV	24.000	LF	\$299.5000	\$7,188.00
0011	0996000000-N PIPE CLEAN OUT	1.000	EA	\$6,824.0100	\$6,824.01
0012	1111000000-E CLASS IV AGGREGATE STABILIZATION	30.000	TON	\$145.0000	\$4,350.00
0013	1121000000-E AGGREGATE BASE COURSE	60.000	TON	\$120.0000	\$7,200.00
0014	1308000000-E MILLING ASPHALT PAVEMENT, **** TO ***** (0" TO 1-1/2")	50.000	SY	\$240.0000	\$12,000.00
0015	1491000000-E ASPHALT CONC BASE COURSE, TYPE B25.0C	10.000	TON	\$1,191.1000	\$11,911.00
0016	1519000000-E ASPHALT CONC SURFACE COURSE, TYPE S9.5B	10.000	TON	\$1,191.1000	\$11,911.00
0017	1575000000-E ASPHALT BINDER FOR PLANT MIX	5.000	TON	\$1,042.2100	\$5,211.05
0018	2022000000-E SUBDRAIN EXCAVATION	44.800	CY	\$36.8500	\$1,650.88
0019	2026000000-E GEOTEXTILE FOR SUBSURFACE DRAINS	200.000	SY	\$6.0000	\$1,200.00
0020	2036000000-E SUBDRAIN COARSE AGGREGATE	34.000	CY	\$126.0000	\$4,284.00
0021	2044000000-E 6" PERFORATED SUBDRAIN PIPE	200.000	LF	\$10.0000	\$2,000.00
0022	2070000000-N SUBDRAIN PIPE OUTLET	1.000	EA	\$940.0000	\$940.00
0023	2077000000-E 6" OUTLET PIPE	6.000	LF	\$66.7500	\$400.50

0024	2253000000-E	0.450 CY	\$6,255.8300	\$2,815.12
	PIPE COLLARS			
0025	2286000000-N	1.000 EA	\$7,153.5200	\$7,153.52
	MASONRY DRAINAGE STRUCTURES			
0026	2366000000-N	1.000 EA	\$2,923.5900	\$2,923.59
	FRAME WITH TWO GRATES, STD 840.24			
0027	3533000000-E	9.000 LF	\$335.0700	\$3,015.63
	CHAIN LINK FENCE, *** FABRIC (72")			
0028	3539000000-E	1.000 EA	\$967.7700	\$967.77
	METAL LINE POSTS FOR *** CHAIN LINK FENCE (72")			
0029	3545000000-E	4.000 EA	\$1,265.5400	\$5,062.16
	METAL TERMINAL POSTS FOR *** CHAIN LINK FENCE (72")			
0030	3578000000-N	1.000 EA	\$14,665.3900	\$14,665.39
	GENERIC FENCING ITEM GATE REPLACEMENT			
0031	3649000000-E	3.000 TON	\$365.0000	\$1,095.00
	RIP RAP, CLASS B			
0032	3656000000-E	220.000 SY	\$6.5500	\$1,441.00
	GEOTEXTILE FOR DRAINAGE			
0033	4400000000-E	112.000 SF	\$29.7800	\$3,335.36
	WORK ZONE SIGNS (STATIONARY)			
0034	4405000000-E	96.000 SF	\$32.1500	\$3,086.40
	WORK ZONE SIGNS (PORTABLE)			
0035	4410000000-E	46.000 SF	\$10.4500	\$480.70
	WORK ZONE SIGNS (BARRICADE MOUNTED)			
0036	4430000000-N	40.000 EA	\$175.0000	\$7,000.00
	DRUMS			
0037	4445000000-E	36.000 LF	\$52.1100	\$1,875.96
	BARRICADES (TYPE III)			
0038	4455000000-N	8.000 DAY	\$800.0000	\$6,400.00
	FLAGGER			
0039	4520000000-N	18.000 EA	\$300.0000	\$5,400.00
	TUBULAR MARKERS (FIXED)			
0040	4685000000-E	1076.000 LF	\$4.4700	\$4,809.72
	THERMOPLASTIC PAVEMENT MARKING LINES (4", 90 MILS)			
0041	4695000000-E	927.000 LF	\$5.9600	\$5,524.92
	THERMOPLASTIC PAVEMENT MARKING LINES (8", 90 MILS)			
0042	4709000000-E	160.000 LF	\$44.6700	\$7,147.20
	THERMOPLASTIC PAVEMENT MARKING LINES (24", 90 MILS)			
0043	4720000000-E	18.000 EA	\$260.5500	\$4,689.90
	THERMOPLASTIC PAVEMENT MARKING CHARACTER (90 MILS)			
0044	4725000000-E	5.000 EA	\$260.6900	\$1,303.45
	THERMOPLASTIC PAVEMENT MARKING SYMBOL (90 MILS)			
0045	4810000000-E	1944.000 LF	\$1.4900	\$2,896.56
	PAINT PAVEMENT MARKING LINES (4")			
0046	4835000000-E	80.000 LF	\$7.4400	\$595.20
	PAINT PAVEMENT MARKING LINES (24")			
0047	4840000000-N	24.000 EA	\$74.4400	\$1,786.56
	PAINT PAVEMENT MARKING CHARACTER			
0048	4845000000-N	28.000 EA	\$74.4400	\$2,084.32

PAINT PAVEMENT MARKING SYMBOL

0049	4850000000-E	1578.000 LF	\$2.2300	\$3,518.94
	REMOVAL OF PAVEMENT MARKING LINES (4")			
0050	4860000000-E	86.000 LF	\$4.4700	\$384.42
	REMOVAL OF PAVEMENT MARKING LINES (8")			
0051	4870000000-E	160.000 LF	\$14.8900	\$2,382.40
	REMOVAL OF PAVEMENT MARKING LINES (24")			
0052	4875000000-N	23.000 EA	\$96.8100	\$2,226.63
	REMOVAL OF PAVEMENT MARKING SYMBOLS & CHARACTERS			
0053	5255000000-N	1.000 LS	\$34,380.0000	\$34,380.00
	PORTABLE LIGHTING			
0054	6000000000-E	100.000 LF	\$10.1000	\$1,010.00
	TEMPORARY SILT FENCE			
0055	6006000000-E	35.000 TON	\$1.0000	\$35.00
	STONE FOR EROSION CONTROL, CLASS A			
0056	6009000000-E	40.000 TON	\$1.0000	\$40.00
	STONE FOR EROSION CONTROL, CLASS B			
0057	6012000000-E	55.000 TON	\$1.0000	\$55.00
	SEDIMENT CONTROL STONE			
0058	6015000000-E	1.200 ACR	\$2,084.4200	\$2,501.30
	TEMPORARY MULCHING			
0059	6018000000-E	100.000 LB	\$7.4400	\$744.00
	SEED FOR TEMPORARY SEEDING			
0060	6021000000-E	0.500 TON	\$4,095.7500	\$2,047.88
	FERTILIZER FOR TEMPORARY SEEDING			
0061	6024000000-E	200.000 LF	\$1.0000	\$200.00
	TEMPORARY SLOPE DRAINS			
0062	6029000000-E	460.000 LF	\$4.4700	\$2,056.20
	SAFETY FENCE			
0063	6030000000-E	60.000 CY	\$1.0000	\$60.00
	SILT EXCAVATION			
0064	6036000000-E	250.000 SY	\$6.3300	\$1,582.50
	MATTING FOR EROSION CONTROL			
0065	6037000000-E	100.000 SY	\$11.9100	\$1,191.00
	COIR FIBER MAT			
0066	6042000000-E	25.000 LF	\$10.4500	\$261.25
	1/4" HARDWARE CLOTH			
0067	6048000000-E	1225.000 SY	\$0.0100	\$12.25
	FLOATING TURBIDITY CURTAIN			
0068	6070000000-N	2.000 EA	\$725.0000	\$1,450.00
	SPECIAL STILLING BASINS			
0069	6071002000-E	10.000 LB	\$32.7600	\$327.60
	FLOCCULANT			
0070	6071012000-E	40.000 LF	\$22.8900	\$915.60
	COIR FIBER WATTLE			
0071	6084000000-E	1.200 ACR	\$4,429.4000	\$5,315.28
	SEEDING & MULCHING			
0072	6087000000-E	0.600 ACR	\$261.6800	\$157.01
	MOWING			

0073	6090000000-E	50.000 LB	\$17.8700	\$893.50
	SEED FOR REPAIR SEEDING			
0074	6093000000-E	0.250 TON	\$8,191.5100	\$2,047.88
	FERTILIZER FOR REPAIR SEEDING			
0075	6096000000-E	50.000 LB	\$17.8700	\$893.50
	SEED FOR SUPPLEMENTAL SEEDING			
0076	6108000000-E	0.750 TON	\$4,610.9900	\$3,458.24
	FERTILIZER TOPDRESSING			
0077	6114500000-N	10.000 MHR	\$111.6700	\$1,116.70
	SPECIALIZED HAND MOWING			
0078	6114800000-N	2.000 MHR	\$125.0000	\$250.00
	MANUAL LITTER REMOVAL			
0079	6114900000-E	1.000 TON	\$655.0000	\$655.00
	LITTER DISPOSAL			
0080	6117000000-N	13.000 EA	\$57.2600	\$744.38
	RESPONSE FOR EROSION CONTROL			
0081	6117500000-N	1.000 EA	\$1,000.0000	\$1,000.00
	CONCRETE WASHOUT STRUCTURE			
0082	6123000000-E	0.100 ACR	\$8,933.2400	\$893.32
	REFORESTATION			
0083	6132000000-N	2.000 EA	\$650.0000	\$1,300.00
	GENERIC EROSION CONTROL ITEM PREFABRICATED CONCRETE WASHOUT			
Section 0001 Total				\$704,092.33

Section 0004  
STRUCTURE ITEMS

0084	8021000000-N	1.000 LS	\$491,508.6400	\$491,508.64
	REMOVAL OF EXISTING STRUCTURE AT STATION ***** (10+23.61 -RAMP-)			
0085	8065000000-N	1.000 LS	\$1,488.8800	\$1,488.88
	ASBESTOS ASSESSMENT			
0086	8280000000-E	1 LS	\$748,455.3000	\$748,455.30
	APPROX ..... LBS STRUCTURAL STEEL			
0087	8296000000-N	1.000 LS	\$22,333.0800	\$22,333.08
	POLLUTION CONTROL			
0088	8328200000-E	6.000 EA	\$2,931.2400	\$17,587.44
	PILE DRIVING EQUIPMENT SETUP FOR *** STEEL PILES (HP 14 X 73)			
0089	8384000000-E	540.000 LF	\$0.0100	\$5.40
	HP 14 X 73 STEEL PILES			
0090	8393000000-N	6.000 EA	\$314.0600	\$1,884.36
	PILE REDRIVES			
0091	8394000000-N	2.000 EA	\$3,387.1800	\$6,774.36
	DYNAMIC PILE TESTING			
0092	8860000000-N	1.000 LS	\$323,562.4000	\$323,562.40
	GENERIC STRUCTURE ITEM PAINTING BULKHEAD SHEET PILING			
0093	8860000000-N	1.000 LS	\$250,402.0000	\$250,402.00
	GENERIC STRUCTURE ITEM PAINTING CONTAINMENT FOR BULKHEAD			
0094	8860000000-N	1.000 LS	\$164,520.4000	\$164,520.40
	GENERIC STRUCTURE ITEM PAINTING STEEL PILES			

0095	8860000000-N	1.000 LS	\$383,027.3000	\$383,027.30
	GENERIC STRUCTURE ITEM RAMP ELECTRICAL SYSTEM			
0096	8860000000-N	1.000 LS	\$965,799.7000	\$965,799.70
	GENERIC STRUCTURE ITEM RAMP MECHANICAL SYSTEM			
0097	8867000000-E	69.000 LF	\$162.2700	\$11,196.63
	GENERIC STRUCTURE ITEM 1-1/4" DIA STEEL PIPE RAIL			
0098	8881000000-E	7.000 CY	\$7,466.9900	\$52,268.93
	GENERIC STRUCTURE ITEM CLASS AA CONCRETE (BRIDGE)			
0099	8889000000-E	383.000 LB	\$12.0900	\$4,630.47
	GENERIC STRUCTURE ITEM EPOXY COATED REINFORCING STEEL (BRIDGE)			
0100	8892000000-E	223.000 SF	\$474.1800	\$105,742.14
	GENERIC STRUCTURE ITEM ULTRA HIGH MOLECULAR WEIGHT POLYETHYLENE FENDER (1-1/4")			
0101	8892000000-E	120.000 SF	\$650.3500	\$78,042.00
	GENERIC STRUCTURE ITEM ULTRA HIGH MOLECULAR WEIGHT POLYETHYLENE FENDER (3-1/2")			
Section 0004 Total				\$3,629,229.43
Item Total				\$4,333,321.76

**ELECTRONIC BID SUBMISSION**

By submitting this bid electronically, I hereby acknowledge that all requirements included in the hard copy proposal, addendum, amendments, plans, standard specifications, supplemental specifications and special provisions are part of the bid and contract. Further, I acknowledge that I have read, understand, accept, acknowledge and agree to comply with all statements in this electronic bid.

=====

**NON-COLLUSION, DEBARMENT AND GIFT BAN CERTIFICATION**

The prequalified bidder declares (or certifies, verifies, or states) under penalty of perjury under the laws of the United States that neither he, nor any official, agent or employee has entered into any agreement, participated in any collusion, or otherwise taken any action which is in restraint of free competitive bidding in connection with any bid or contract, that the prequalified bidder has not been convicted of violating N.C.G.S. §133-24 within the last three years, and that the prequalified bidder intends to do the work with his own bonafide employees or subcontractors and will not bid for the benefit of another contractor.

By submitting this non-collusion, debarment and gift ban certification, the Contractor is attesting his status under penalty of perjury under the laws of the United States in accordance with the Debarment Certification attached, provided that the Debarment Certification also includes any required statements concerning exceptions that are applicable.

N.C.G.S. §133-32 and Executive Order 24 prohibit the offer to, or acceptance by, any State Employee of any gift from anyone with a contract with the State, or from any person seeking to do business with the State. By execution of any response in this procurement, you attest, for your entire organization and its employees or agents, that you are not aware that any such gift has been offered, accepted, or promised by any employees of your organization.

**DEBARMENT CERTIFICATION OF PREQUALIFIED BIDDER**

Conditions for certification:

1. The prequalified bidder shall provide immediate written notice to the Department if at any time the bidder learns that his certification was erroneous when he submitted his debarment certification or explanation that is file with the Department, or has become erroneous because of changed circumstances.
2. The terms covered transaction, debarred, suspended, ineligible, lower tier

covered transaction, participant, person, primary covered transaction, principal, proposal, and voluntarily excluded, as used in this provision, have the meanings set out in the Definitions and Coverage sections of the rules implementing Executive Order 12549. A copy of the Federal Rules requiring this certification and detailing the definitions and coverages may be obtained from the Contract Officer of the Department.

3. The prequalified bidder agrees by submitting this form, that he will not knowingly enter into any lower tier covered transaction with a person who is debarred, suspended, declared ineligible, or voluntarily excluded from participation in NCDOT contracts, unless authorized by the Department.

4. For Federal Aid projects, the prequalified bidder further agrees that by submitting this form he will include the Federal- Aid Provision titled Required Contract Provisions Federal-Aid Construction Contract (Form FHWA PR 1273) provided by the Department, without subsequent modification, in all lower tier covered transactions.

5. The prequalified bidder may rely upon a certification of a participant in a lower tier covered transaction that he is not debarred, suspended, ineligible, or voluntarily excluded from the covered transaction, unless he knows that the certification is erroneous. The bidder may decide the method and frequency by which he will determine the eligibility of his subcontractors.

6. Nothing contained in the foregoing shall be construed to require establishment of a system of records in order to render in good faith the certification required by this provision. The knowledge and information of a participant is not required to exceed that which is normally possessed by a prudent person in the ordinary course of business dealings.

7. Except as authorized in paragraph 6 herein, the Department may terminate any contract if the bidder knowingly enters into a lower tier covered transaction with a person who is suspended, debarred, ineligible, or voluntarily excluded from participation in this transaction, in addition to other remedies available by the Federal Government.

### **DEBARMENT CERTIFICATION**

The prequalified bidder certifies to the best of his knowledge and belief, that he and his principals:

a. Are not presently debarred, suspended, proposed for debarment, declared ineligible, or voluntarily excluded from covered transactions by any Federal department or agency;

b. Have not within a three-year period preceding this proposal been convicted of or had a civil judgment rendered against them for commission of fraud or a criminal offense in connection with obtaining, attempting to obtain, or performing a public (Federal, State or local) transaction or contract under a public transaction; violation of Federal or State antitrust statutes or

commission of embezzlement, theft, forgery, bribery, falsification or destruction of records; making false statements; or receiving stolen property;

c. Are not presently indicted for or otherwise criminally or civilly charged by a governmental entity (Federal, State or local) with commission of any of the offenses enumerated in paragraph b. of this certification; and

d. Have not within a three-year period preceding this proposal had one or more public transactions (Federal, State or local) terminated for cause or default.

e. Will submit a revised Debarment Certification immediately if his status changes and will show in his bid proposal an explanation for the change in status.

If the prequalified bidder cannot certify that he is not debarred, he shall provide an explanation with this submittal. An explanation will not necessarily result in denial of participation in a contract.

Failure to submit a non-collusion and debarment certification will result in the prequalified bidder's bid being considered non-responsive.

**EXPLANATION:**

=====

### Award Limits on Multiple Projects

By answering YES to this statement, the bidder acknowledges that they are using the award limits on multiple projects? **Yes**  **No**

A bidder who desires to bid on more than one project on which bids are to be opened on the same date, and who also desires to avoid receiving an award of more projects than he is equipped to handle, may bid on any number of projects but may limit the total amount of work awarded to him on selected projects by completing the AWARD LIMITS ON MULTIPLE PROJECTS.

The Award Limits on Multiple Projects must be filled in on each project bid for which the Bidder desires protection.

It is the desire of the Bidder to be awarded contracts, the value of which will not exceed a total of     for those projects indicated herein, for which bids will be opened on     (MM/DD/YY)

The Award Limits shall apply to the following projects:

Contract Number  
County

Contract Number  
County

Contract Number  
County

Contract Number  
County

Contract Number  
County

Contract Number  
County

It is agreed that if I am (we are) the low Bidder(s) on indicated projects, the total value of which is more than the above stipulated award limits, the Board of Transportation will award me (us) projects from among those indicated

that have a total value not to exceed the award limit and will result in the lowest total bids to the Department of Transportation.

THIS PROPOSAL CONTAINS THE FOLLOWING ERRORS/WARNINGS (IF ANY)

This Bid contains 0 amendment files

**Electronic Bid Submission**

By submitting this bid electronically, I hereby acknowledge that all requirements included in the hard copy proposal, addendum, amendments, plans, standard specifications, supplemental specifications and special provisions are part of the bid and contract. Further, I acknowledge that I have read, understand, accept, acknowledge and agree to comply with all statements in this electronic bid.

I hereby certify that I have the authority to submit this bid.

Signature \_\_\_\_\_

Agency \_\_\_\_\_

Date \_\_\_\_\_

Signature \_\_\_\_\_

Agency \_\_\_\_\_

Date \_\_\_\_\_

Signature \_\_\_\_\_

Agency \_\_\_\_\_

Date \_\_\_\_\_

## Attachments

Failure to complete and attach the Fuel Usage Factor Adjustment Form will result in using 2.90 gallons per ton as the Fuel Usage Factor for Diesel for the asphalt items included on the form. The contractor will not be permitted to change the option after the bids are submitted.

NOTE: The maximum upload limit is 5 MB.

Verify

Line #	ItemNumber	Sec #	Description	Quantity Unit	Unit Bid Price	Amount Bid
<b>ROADWAY ITEMS</b>						
0001	0000100000-N	800	MOBILIZATION	LUMP SUM	216,650.00	216,650.00
0002	0000400000-N	801	CONSTRUCTION SURVEYING	LUMP SUM	12,181.68	12,181.68
0003	0043000000-N	226	GRADING	LUMP SUM	220,000.00	220,000.00
0004	0057000000-E	226	UNDERCUT EXCAVATION	300 CY	0.02	6.00
0005	0134000000-E	240	DRAINAGE DITCH EXCAVATION	5 CY	235.00	1,175.00
0006	0195000000-E	265	SELECT GRANULAR MATERIAL	300 CY	0.01	3.00
0007	0196000000-E	270	GEOTEXTILE FOR SOIL STABILIZATION	300 SY	7.15	2,145.00
0008	0318000000-E	300	FOUNDATION CONDITIONING MATERIAL, MINOR STRUCTURES	10 TON	83.65	836.50
0009	0321000000-E	300	FOUNDATION CONDITIONING GEOTEXTILE	10 SY	36.25	362.50
0010	0448300000-E	310	18" RC PIPE CULVERTS, CLASS IV	24 LF	299.50	7,188.00
0011	0996000000-N	350	PIPE CLEAN OUT	1 EA	6,824.01	6,824.01
0012	1111000000-E	SP	CLASS IV AGGREGATE STABILIZATION	30 TON	145.00	4,350.00
0013	1121000000-E	520	AGGREGATE BASE COURSE	60 TON	120.00	7,200.00
0014	1308000000-E	607	MILLING ASPHALT PAVEMENT, **** TO ***** (0" TO 1-1/2")	50 SY	240.00	12,000.00
0015	1491000000-E	610	ASPHALT CONC BASE COURSE, TYPE B25.0C	10 TON	1,191.10	11,911.00
0016	1519000000-E	610	ASPHALT CONC SURFACE COURSE, TYPE S9.5B	10 TON	1,191.10	11,911.00
0017	1575000000-E	620	ASPHALT BINDER FOR PLANT MIX	5 TON	1,042.21	5,211.05
0018	2022000000-E	815	SUBDRAIN EXCAVATION	44.8 CY	36.85	1,650.88
0019	2026000000-E	815	GEOTEXTILE FOR SUBSURFACE DRAINS	200 SY	6.00	1,200.00
0020	2036000000-E	815	SUBDRAIN COARSE AGGREGATE	34 CY	126.00	4,284.00
0021	2044000000-E	815	6" PERFORATED SUBDRAIN PIPE	200 LF	10.00	2,000.00
0022	2070000000-N	815	SUBDRAIN PIPE OUTLET	1 EA	940.00	940.00

Line #	ItemNumber	Sec #	Description	Quantity Unit	Unit Bid Price	Amount Bid
ROADWAY ITEMS						
0023	2077000000-E	815	6" OUTLET PIPE	6 LF	66.75	400.50
0024	2253000000-E	840	PIPE COLLARS	0.45 CY	6,255.83	2,815.12
0025	2286000000-N	840	MASONRY DRAINAGE STRUCTURES	1 EA	7,153.52	7,153.52
0026	2366000000-N	840	FRAME WITH TWO GRATES, STD 840.24	1 EA	2,923.59	2,923.59
0027	3533000000-E	866	CHAIN LINK FENCE, **** FABRIC (72")	9 LF	335.07	3,015.63
0028	3539000000-E	866	METAL LINE POSTS FOR **** CHAIN LINK FENCE (72")	1 EA	967.77	967.77
0029	3545000000-E	866	METAL TERMINAL POSTS FOR **** CHAIN LINK FENCE (72")	4 EA	1,265.54	5,062.16
0030	3578000000-N	SP	GENERIC FENCING ITEM GATE REPLACEMENT	1 EA	14,665.39	14,665.39
0031	3649000000-E	876	RIP RAP, CLASS B	3 TON	365.00	1,095.00
0032	3656000000-E	876	GEOTEXTILE FOR DRAINAGE	220 SY	6.55	1,441.00
0033	4400000000-E	1110	WORK ZONE SIGNS (STATIONARY)	112 SF	29.78	3,335.36
0034	4405000000-E	1110	WORK ZONE SIGNS (PORTABLE)	96 SF	32.15	3,086.40
0035	4410000000-E	1110	WORK ZONE SIGNS (BARRICADE MOUNTED)	46 SF	10.45	480.70
0036	4430000000-N	1130	DRUMS	40 EA	175.00	7,000.00
0037	4445000000-E	1145	BARRICADES (TYPE III)	36 LF	52.11	1,875.96
0038	4455000000-N	1150	FLAGGER	8 DAY	800.00	6,400.00
0039	4520000000-N	1266	TUBULAR MARKERS (FIXED)	18 EA	300.00	5,400.00
0040	4685000000-E	1205	THERMOPLASTIC PAVEMENT MARKING LINES (4", 90 MILS)	1,076 LF	4.47	4,809.72
0041	4695000000-E	1205	THERMOPLASTIC PAVEMENT MARKING LINES (8", 90 MILS)	927 LF	5.96	5,524.92
0042	4709000000-E	1205	THERMOPLASTIC PAVEMENT MARKING LINES (24", 90 MILS)	160 LF	44.67	7,147.20
0043	4720000000-E	1205	THERMOPLASTIC PAVEMENT MARKING CHARACTER (90 MILS)	18 EA	260.55	4,689.90

Line #	ItemNumber	Sec #	Description	Quantity Unit	Unit Bid Price	Amount Bid
ROADWAY ITEMS						
0044	4725000000-E	1205	THERMOPLASTIC PAVEMENT MARKING SYMBOL (90 MILS)	5 EA	260.69	1,303.45
0045	4810000000-E	1205	PAINT PAVEMENT MARKING LINES (4")	1,944 LF	1.49	2,896.56
0046	4835000000-E	1205	PAINT PAVEMENT MARKING LINES (24")	80 LF	7.44	595.20
0047	4840000000-N	1205	PAINT PAVEMENT MARKING CHARACTER	24 EA	74.44	1,786.56
0048	4845000000-N	1205	PAINT PAVEMENT MARKING SYMBOL	28 EA	74.44	2,084.32
0049	4850000000-E	1205	REMOVAL OF PAVEMENT MARKING LINES (4")	1,578 LF	2.23	3,518.94
0050	4860000000-E	1205	REMOVAL OF PAVEMENT MARKING LINES (8")	86 LF	4.47	384.42
0051	4870000000-E	1205	REMOVAL OF PAVEMENT MARKING LINES (24")	160 LF	14.89	2,382.40
0052	4875000000-N	1205	REMOVAL OF PAVEMENT MARKING SYMBOLS & CHARACTERS	23 EA	96.81	2,226.63
0053	5255000000-N	1413	PORTABLE LIGHTING	LUMP SUM	34,380.00	34,380.00
0054	6000000000-E	1605	TEMPORARY SILT FENCE	100 LF	10.10	1,010.00
0055	6006000000-E	1610	STONE FOR EROSION CONTROL, CLASS A	35 TON	1.00	35.00
0056	6009000000-E	1610	STONE FOR EROSION CONTROL, CLASS B	40 TON	1.00	40.00
0057	6012000000-E	1610	SEDIMENT CONTROL STONE	55 TON	1.00	55.00
0058	6015000000-E	1615	TEMPORARY MULCHING	1.2 ACR	2,084.42	2,501.30
0059	6018000000-E	1620	SEED FOR TEMPORARY SEEDING	100 LB	7.44	744.00
0060	6021000000-E	1620	FERTILIZER FOR TEMPORARY SEEDING	0.5 TON	4,095.75	2,047.88
0061	6024000000-E	1622	TEMPORARY SLOPE DRAINS	200 LF	1.00	200.00
0062	6029000000-E	SP	SAFETY FENCE	460 LF	4.47	2,056.20
0063	6030000000-E	1630	SILT EXCAVATION	60 CY	1.00	60.00
0064	6036000000-E	1631	MATTING FOR EROSION CONTROL	250 SY	6.33	1,582.50
0065	6037000000-E	1629	COIR FIBER MAT	100 SY	11.91	1,191.00

Line #	ItemNumber	Sec #	Description	Quantity Unit	Unit Bid Price	Amount Bid
ROADWAY ITEMS						
0066	6042000000-E	1632	1/4" HARDWARE CLOTH	25 LF	10.45	261.25
0067	6048000000-E	SP	FLOATING TURBIDITY CURTAIN	1,225 SY	0.01	12.25
0068	6070000000-N	1639	SPECIAL STILLING BASINS	2 EA	725.00	1,450.00
0069	6071002000-E	1642	FLOCCULANT	10 LB	32.76	327.60
0070	6071012000-E	1642	COIR FIBER WATTLE	40 LF	22.89	915.60
0071	6084000000-E	1660	SEEDING & MULCHING	1.2 ACR	4,429.40	5,315.28
0072	6087000000-E	1660	MOWING	0.6 ACR	261.68	157.01
0073	6090000000-E	1661	SEED FOR REPAIR SEEDING	50 LB	17.87	893.50
0074	6093000000-E	1661	FERTILIZER FOR REPAIR SEEDING	0.25 TON	8,191.51	2,047.88
0075	6096000000-E	1662	SEED FOR SUPPLEMENTAL SEEDING	50 LB	17.87	893.50
0076	6108000000-E	1665	FERTILIZER TOPDRESSING	0.75 TON	4,610.99	3,458.24
0077	6114500000-N	1667	SPECIALIZED HAND MOWING	10 MHR	111.67	1,116.70
0078	6114800000-N	SP	MANUAL LITTER REMOVAL	2 MHR	125.00	250.00
0079	6114900000-E	SP	LITTER DISPOSAL	1 TON	655.00	655.00
0080	6117000000-N	1675	RESPONSE FOR EROSION CONTROL	13 EA	57.26	744.38
0081	6117500000-N	SP	CONCRETE WASHOUT STRUCTURE	1 EA	1,000.00	1,000.00
0082	6123000000-E	1670	REFORESTATION	0.1 ACR	8,933.24	893.32
0083	6132000000-N	SP	GENERIC EROSION CONTROL ITEM PREFABRICATED CONCRETE WASHOUT	2 EA	650.00	1,300.00

Line #	ItemNumber	Sec #	Description	Quantity Unit	Unit Bid Price	Amount Bid
STRUCTURE ITEMS						
0084	8021000000-N	SP	REMOVAL OF EXISTING STRUCTURE AT STATION ***** (10+23.61 -RAMP-)	LUMP SUM	491,508.64	491,508.64
0085	8065000000-N	SP	ASBESTOS ASSESSMENT	LUMP SUM	1,488.88	1,488.88
0086	8280000000-E	440	APPROX ..... LBS STRUCTURAL STEEL	53,860 LS	748,455.30	748,455.30
0087	8296000000-N	442	POLLUTION CONTROL	LUMP SUM	22,333.08	22,333.08
0088	8328200000-E	450	PILE DRIVING EQUIPMENT SETUP FOR *** STEEL PILES (HP 14 X 73)	6 EA	2,931.24	17,587.44
0089	8384000000-E	450	HP 14 X 73 STEEL PILES	540 LF	0.01	5.40
0090	8393000000-N	450	PILE REDRIVES	6 EA	314.06	1,884.36
0091	8394000000-N	450	DYNAMIC PILE TESTING	2 EA	3,387.18	6,774.36
0092	8860000000-N	SP	GENERIC STRUCTURE ITEM PAINTING BULKHEAD SHEET PILING	LUMP SUM	323,562.40	323,562.40
0093	8860000000-N	SP	GENERIC STRUCTURE ITEM PAINTING CONTAINMENT FOR BULKHEAD	LUMP SUM	250,402.00	250,402.00
0094	8860000000-N	SP	GENERIC STRUCTURE ITEM PAINTING STEEL PILES	LUMP SUM	164,520.40	164,520.40
0095	8860000000-N	SP	GENERIC STRUCTURE ITEM RAMP ELECTRICAL SYSTEM	LUMP SUM	383,027.30	383,027.30
0096	8860000000-N	SP	GENERIC STRUCTURE ITEM RAMP MECHANICAL SYSTEM	LUMP SUM	965,799.70	965,799.70
0097	8867000000-E	SP	GENERIC STRUCTURE ITEM 1-1/4" DIA STEEL PIPE RAIL	69 LF	162.27	11,196.63
0098	8881000000-E	SP	GENERIC STRUCTURE ITEM CLASS AA CONCRETE (BRIDGE)	7 CY	7,466.99	52,268.93
0099	8889000000-E	SP	GENERIC STRUCTURE ITEM EPOXY COATED REINFORCING STEEL (BRIDGE)	383 LB	12.09	4,630.47
0100	8892000000-E	SP	GENERIC STRUCTURE ITEM ULTRA HIGH MOLECULAR WEIGHT POLYETHYLENE FENDER (1-1/4")	223 SF	474.18	105,742.14
0101	8892000000-E	SP	GENERIC STRUCTURE ITEM ULTRA HIGH MOLECULAR WEIGHT POLYETHYLENE FENDER (3-1/2")	120 SF	650.35	78,042.00

TOTAL AMOUNT OF BID FOR ENTIRE PROJECT

\$4,333,321.76

---

1409/Feb04/Q66369.85/D486965714000/E101

Contract No. **C205129**  
County Pamlico

Rev. 10-31-24

**EXECUTION OF CONTRACT  
NON-COLLUSION, DEBARMENT AND GIFT BAN CERTIFICATION**

**LIMITED LIABILITY COMPANY**

The Contractor declares (or certifies, verifies, or states) under penalty of perjury under the laws of the United States that neither he, nor any official, agent or employee has entered into any agreement, participated in any collusion, or otherwise taken any action which is in restraint of free competitive bidding in connection with this Contract, that the Contractor has not been convicted of violating *N.C.G.S. § 133-24* within the last three years, and that the Contractor intends to do the work with its own bona fide employees or subcontractors and did not bid for the benefit of another contractor.

By submitting this Execution of Contract, non-collusion, debarment and gift ban certification, the Contractor is certifying his status under penalty of perjury under the laws of the United States in accordance with the Debarment Certification attached, provided that the Debarment Certification also includes any required statements concerning exceptions that are applicable.

*N.C.G.S. § 133-32* and Executive Order 24 prohibit the offer to, or acceptance by, any State Employee of any gift from anyone with a contract with the State, or from any person seeking to do business with the State. By execution of any response in this procurement, you attest, for your entire organization and its employees or agents, that you are not aware that any such gift has been offered, accepted, or promised by any employees of your organization.

**SIGNATURE OF CONTRACTOR**

**Smith-Rowe, LLC**

Full Name of Firm

**639 Old US 52 South, Mount Airy, NC 27030**

Address as prequalified

  
Signature of Witness

**William F. Fulp**

Print or type Signer's name

  
Signature of ~~Member~~, ~~Manager~~, ~~Authorized Agent~~  
*Select appropriate title*

**David L. Rowe**

Print or type Signer's Name

## DEBARMENT CERTIFICATION

### Conditions for certification:

1. The prequalified bidder shall provide immediate written notice to the Department if at any time the bidder learns that his certification was erroneous when he submitted his debarment certification or explanation filed with the Department, or has become erroneous because of changed circumstances.
2. The terms *covered transaction, debarred, suspended, ineligible, lower tier covered transaction, participant, person, primary covered transaction, principal, proposal, and voluntarily excluded*, as used in this provision, have the meanings set out in the Definitions and Coverage sections of the rules implementing Executive Order 12549. A copy of the Federal Rules requiring this certification and detailing the definitions and coverages may be obtained from the Contract Officer of the Department.
3. The prequalified bidder agrees by submitting this form, that he will not knowingly enter into any lower tier covered transaction with a person who is debarred, suspended, declared ineligible, or voluntarily excluded from participation in NCDOT contracts, unless authorized by the Department.
4. For Federal Aid projects, the prequalified bidder further agrees that by submitting this form he will include the Federal-Aid Provision titled *Required Contract Provisions Federal-Aid Construction Contract (Form FHWA PR 1273)* provided by the Department, without subsequent modification, in all lower tier covered transactions.
5. The prequalified bidder may rely upon a certification of a participant in a lower tier covered transaction that he is not debarred, suspended, ineligible, or voluntarily excluded from the covered transaction, unless he knows that the certification is erroneous. The bidder may decide the method and frequency by which he will determine the eligibility of his subcontractors.
6. Nothing contained in the foregoing shall be construed to require establishment of a system of records in order to render in good faith the certification required by this provision. The knowledge and information of a participant is not required to exceed that which is normally possessed by a prudent person in the ordinary course of business dealings.
7. Except as authorized in paragraph 6 herein, the Department may terminate any contract if the bidder knowingly enters into a lower tier covered transaction with a person who is suspended, debarred, ineligible, or voluntarily excluded from participation in this transaction, in addition to other remedies available by the Federal Government.

### DEBARMENT CERTIFICATION

The prequalified bidder certifies to the best of his knowledge and belief, that he and his principals:

- a. Are not presently debarred, suspended, proposed for debarment, declared ineligible, or voluntarily excluded from covered transactions by any Federal department or agency;
- b. Have not within a three-year period preceding this proposal been convicted of or had a civil judgment rendered against them for commission of fraud or a criminal offense in connection with obtaining, attempting to obtain, or performing a public (Federal, State or local) transaction or contract under a public transaction; violation of Federal or State antitrust statutes or commission of embezzlement, theft, forgery, bribery, falsification or destruction of records; making false statements; or receiving stolen property;
- c. Are not presently indicted for or otherwise criminally or civilly charged by a governmental entity (Federal, State or local) with commission of any of the offenses enumerated in paragraph b. of this certification; and
- d. Have not within a three-year period preceding this proposal had one or more public transactions (Federal, State or local) terminated for cause or default.
- e. Will submit a revised Debarment Certification immediately if his status changes and will show in his bid proposal an explanation for the change in status.

If the prequalified bidder cannot certify that he is not debarred, he shall provide an explanation with this submittal. An explanation will not necessarily result in denial of participation in a contract.

Failure to submit a non-collusion and debarment certification will result in the prequalified bidder's bid being considered non-responsive.

Check here if an explanation is attached to this certification.

**Contract No.**     **C205129**

**County (ies):**     **Pamlico**

ACCEPTED BY THE  
DEPARTMENT OF TRANSPORTATION

Signed by:

*Ronald E. Davenport, Jr.*

52C46046381F443...

Contract Officer

02/12/2026

Date

Execution of Contract and Bonds  
Approved as to Form:

Signed by:

*Jessica Price*

Attorney General

B584472DA33F432...

02/12/2026

Date

Contract No. C205129  
County Pamlico

Rev. 10-31-24

## CONTRACT PAYMENT BOND

Date of Payment Bond Execution February 4, 2026

Name of Principal Contractor Smith-Rowe, LLC

Name of Surety: Travelers Casualty and Surety Company of America

Name of Contracting Body: **North Carolina Department of Transportation**  
**Raleigh, North Carolina**

Amount of Bond: \$4,333,321.76

Contract ID No.: C205129

County Name: Pamlico

KNOW ALL MEN BY THESE PRESENTS, That we, the PRINCIPAL CONTRACTOR (hereafter, PRINCIPAL) and SURETY above named, are held and firmly bound unto the above named Contracting Body, hereinafter called the Contracting Body, in the penal sum of the amount stated above for the payment of which sum well and truly to be made, we bind ourselves, our heirs, executors, administrators, and successors, jointly and severally, firmly by these presents.

THE CONDITION OF THIS OBLIGATION IS SUCH, that whereas the principal entered into a certain contract with the Contracting Body, numbered as shown above and hereto attached:

NOW THEREFORE, if the principal shall promptly make payment to all persons supplying labor and material in the prosecution of the work provided for in said contract, and any and all duly authorized modifications of said contract that may hereafter be made, notice of which modifications to the surety being hereby waived, then this obligation to be void; otherwise to remain in full force and virtue.

IN WITNESS WHEREOF, the above-bound parties have executed this instrument under their several seals on the date indicated above, the name and corporate seal of each corporate party being hereto affixed and these presents duly signed by its undersigned representative, pursuant to authority of its governing body.

Contract No. C205129  
County Pamlico

Rev. 10-31-24

### CONTRACT PAYMENT BOND

*Affix Seal of Surety Company*



Travelers Casualty and Surety Company of America      31194  
Print or type Surety Company Name      NAIC #

By Donna K. Ashley  
Print, stamp or type name of Attorney-in-Fact

Donna K. Ashley  
Signature of Attorney-in-Fact

Jennifer B. Gullett  
Signature of Witness

Jennifer B. Gullett  
Print or type Signer's name

227 W. Trade St., Suite 1930, Charlotte, NC 28202  
Address of Attorney-in-Fact

Contract No.  
County

C205129  
Pamlico

Rev. 10-31-24

**CONTRACT PAYMENT BOND**

**LIMITED LIABILITY COMPANY**

SIGNATURE OF CONTRACTOR (Principal)

Name of Contractor

Smith-Rowe, LLC

Full name of Firm

639 Old US 52 South, Mount Airy, NC 27030

Address as prequalified

By:



Signature of ~~Member~~ Manager ~~Authorized Agent~~  
*Select appropriate title*

David L. Rowe

Manager

Print or type Signer's name

Contract No. C205129  
County Pamlico

Rev. 10-31-24

Bond No.: 108427336

### CONTRACT PERFORMANCE BOND

Date of Performance Bond Execution: February 4, 2026

Name of Principal Contractor: Smith-Rowe, LLC

Name of Surety: Travelers Casualty and Surety Company of America

Name of Contracting Body: **North Carolina Department of Transportation**  
**Raleigh, North Carolina**

Amount of Bond: \$4,333,321.76

Contract ID No.: C205129

County Name: Pamlico

KNOW ALL MEN BY THESE PRESENTS, That we, the PRINCIPAL CONTRACTOR (hereafter, PRINCIPAL) and SURETY above named, are held and firmly bound unto the above named Contracting Body, hereinafter called the Contracting Body, in the penal sum of the amount stated above for the payment of which sum well and truly to be made, we bind ourselves, our heirs, executors, administrators, and successors, jointly and severally, firmly by these presents.

THE CONDITION OF THIS OBLIGATION IS SUCH, that whereas the principal entered into a certain contract with the Contracting Body, numbered as shown above and hereto attached:

NOW THEREFORE, if the principal shall well and truly perform and fulfill all the undertakings, covenants, terms, conditions, and agreements of said contract during the original term of said contract and any extensions thereof that may be granted by the Contracting Body, with or without notice to the Surety, and during the life of any guaranty required under the contract, and shall also well and truly perform and fulfill all the undertakings, covenants, terms, conditions, and agreements of any and all duly authorized modifications of said contract that may hereafter be made, notice of which modifications to the surety being hereby waived, then this obligation to be void; otherwise to remain in full force and virtue.

IN WITNESS WHEREOF, the above-bound parties have executed this instrument under their several seals on the date indicated above, the name and corporate seal of each corporate party being hereto affixed and these presents duly signed by its undersigned representative, pursuant to authority of its governing body.

Contract No. C205129  
County Pamlico

Rev. 10-31-24

### CONTRACT PERFORMANCE BOND

*Affix Seal of Surety Company*



Travelers Casualty and Surety Company of America      31194  
Print or type Surety Company Name      NAIC #

By Donna K. Ashley  
Print, stamp or type name of Attorney-in-Fact

Donna K. Ashley  
Signature of Attorney-in-Fact

Jennifer B. Gullett  
Signature of Witness

Jennifer B. Gullett  
Print or type Signer's name

227 W. Trade St., Suite 1930, Charlotte, NC 28202  
Address of Attorney-in-Fact

Contract No C205129  
County Pamlico

Rev. 10-31-24

**CONTRACT PERFORMANCE BOND**

**LIMITED LIABILITY COMPANY**

SIGNATURE OF CONTRACTOR (Principal)

Name of Contractor Smith-Rowe, LLC  
Full name of Firm

639 Old US 52 South, Mount Airy, NC 27030  
Address as prequalified

By:   
Signature of Member, Manager, Authorized Agent  
*Select appropriate title*

David L. Rowe Manager  
Print or type Signer's name




**Travelers Casualty and Surety Company of America**  
**Travelers Casualty and Surety Company**  
**St. Paul Fire and Marine Insurance Company**  
**Farmington Casualty Company**

**POWER OF ATTORNEY**

Travelers Casualty and Surety Company of America, Travelers Casualty and Surety Company, St. Paul Fire and Marine Insurance Company, and Farmington Casualty Company are corporations duly organized under the laws of the State of Connecticut (herein collectively called the "Companies"), and the Companies do hereby make, constitute and appoint Donna K. Ashley of Charlotte, NC, their true and lawful Attorney(s)-in-Fact to sign, execute, seal and acknowledge any and all bonds, recognizances, conditional undertakings and other writings obligatory in the nature thereof on behalf of the Companies in their business of guaranteeing the fidelity of persons, guaranteeing the performance of contracts and executing or guaranteeing bonds and undertakings required or permitted in any actions or proceedings allowed by law.

IN WITNESS WHEREOF, the Companies have caused this instrument to be signed, and their corporate seals to be hereto affixed, this 4th day of March, 2024.




State of Connecticut  
 City of Hartford ss.

By: *Bryce Grissom*  
 Bryce Grissom, Senior Vice President

On this the 4th day of March, 2024, before me personally appeared Bryce Grissom, who acknowledged himself to be the Senior Vice President of each of the Companies, and that he, as such, being authorized so to do, executed the foregoing instrument for the purposes therein contained by signing on behalf of said Companies by himself as a duly authorized officer.

IN WITNESS WHEREOF, I hereunto set my hand and official seal.

My Commission expires the 30th day of June, 2026



*Anna P. Nowik*  
 Anna P. Nowik, Notary Public

This Power of Attorney is granted under and by the authority of the following resolutions adopted by the Boards of Directors of each of the Companies, which resolutions are now in full force and effect, reading as follows:

**RESOLVED**, that the Chairman, the President, any Vice Chairman, any Executive Vice President, any Senior Vice President, any Vice President, any Second Vice President, the Treasurer, any Assistant Treasurer, the Corporate Secretary or any Assistant Secretary may appoint Attorneys-in-Fact and Agents to act for and on behalf of the Company and may give such appointee such authority as his or her certificate of authority may prescribe to sign with the Company's name and seal with the Company's seal bonds, recognizances, contracts of indemnity, and other writings obligatory in the nature of a bond, recognizance, or conditional undertaking, and any of said officers or the Board of Directors at any time may remove any such appointee and revoke the power given him or her, and it is

**FURTHER RESOLVED**, that the Chairman, the President, any Vice Chairman, any Executive Vice President, any Senior Vice President or any Vice President may delegate all or any part of the foregoing authority to one or more officers or employees of this Company, provided that each such delegation is in writing and a copy thereof is filed in the office of the Secretary, and it is

**FURTHER RESOLVED**, that any bond, recognizance, contract of indemnity, or writing obligatory in the nature of a bond, recognizance, or conditional undertaking shall be valid and binding upon the Company when (a) signed by the President, any Vice Chairman, any Executive Vice President, any Senior Vice President or any Vice President, any Second Vice President, the Treasurer, any Assistant Treasurer, the Corporate Secretary or any Assistant Secretary and duly attested and sealed with the Company's seal by a Secretary or Assistant Secretary; or (b) duly executed (under seal, if required) by one or more Attorneys-in-Fact and Agents pursuant to the power prescribed in his or her certificate or their certificates of authority or by one or more Company officers pursuant to a written delegation of authority; and it is

**FURTHER RESOLVED**, that the signature of each of the following officers: President, any Executive Vice President, any Senior Vice President, any Vice President, any Assistant Vice President, any Secretary, any Assistant Secretary, and the seal of the Company may be affixed by facsimile to any Power of Attorney or to any certificate relating thereto appointing Resident Vice Presidents, Resident Assistant Secretaries or Attorneys-in-Fact for purposes only of executing and attesting bonds and undertakings and other writings obligatory in the nature thereof, and any such Power of Attorney or certificate bearing such facsimile signature or facsimile seal shall be valid and binding upon the Company and any such power so executed and certified by such facsimile signature and facsimile seal shall be valid and binding on the Company in the future with respect to any bond or understanding to which it is attached.

I, Kevin E. Hughes, the undersigned, Assistant Secretary of each of the Companies, do hereby certify that the above and foregoing is a true and correct copy of the Power of Attorney executed by said Companies, which remains in full force and effect.

Dated this February 4, 2026



*Kevin E. Hughes*  
 Kevin E. Hughes, Assistant Secretary

To verify the authenticity of this Power of Attorney, please call us at 1-800-421-3880.  
 Please refer to the above-named Attorney(s)-in-Fact and the details of the bond to which this Power of Attorney is attached.